



US00D771595S

(12) **United States Design Patent** (10) **Patent No.:** **US D771,595 S**
Médas (45) **Date of Patent:** **** Nov. 15, 2016**

(54) **DJ CONTROLLER**

H04H 60/91; H04R 3/00; H04R 3/005;
H04R 5/04; H04R 2205/021; H04R 2499/11
See application file for complete search history.

(71) Applicant: **Guillemot Corporation S.A.,**
Chantepie (FR)

(72) Inventor: **Bertrand Médas, Lyons (FR)**

(73) Assignee: **GUILLEMOT CORPORATION S.A.,**
Chantepie (FR)

(**) Term: **15 Years**

(21) Appl. No.: **29/543,307**

(22) Filed: **Oct. 22, 2015**

(30) **Foreign Application Priority Data**

Apr. 23, 2015 (EM) 002687616-0001

(51) **LOC (10) Cl.** **14-03**

(52) **U.S. Cl.**
USPC **D14/217**

(58) **Field of Classification Search**

USPC D14/217, 257, 258, 434, 496, 162, 167,
D14/175, 188, 196-198

CPC G06F 1/1626; G06F 1/1688; G10H 1/46;
G10H 1/0008; G10H 1/0025; G10H 3/186;
G10H 2210/125; G10H 2240/131; G10H
2240/175; G10H 2250/035; G10L 19/008;
G10L 19/167; H03G 3/00; H03G 3/04;
H03G 3/3005; H03G 3/3089; H03G 5/00;
H03G 5/005; H03G 5/025; H03G 9/18;
G11B 19/02; G11B 20/10527; G11B 27/00;
G11B 27/34; G11B 27/031; G11B 27/034;
G11B 27/038; G11B 27/105; G11B 33/025;
H04H 3/186; H04H 60/04; H04H 60/05;

(56) **References Cited**

U.S. PATENT DOCUMENTS

D376,365 S * 12/1996 Kawada D14/217
D641,733 S * 7/2011 Jenkins D14/217
D642,160 S * 7/2011 Roberts D14/217
D668,636 S * 10/2012 Iijima D14/217

* cited by examiner

Primary Examiner — Daniel Bui

Assistant Examiner — Khawaja Anwar

(74) *Attorney, Agent, or Firm* — Blakely Sokoloff Taylor
& Zafman LLP

(57) **CLAIM**

The ornamental design for a DJ controller, as shown and
described.

DESCRIPTION

FIG. 1 is a perspective view of a DJ controller, showing my
new design;

FIG. 2 is a top plan view thereof;

FIG. 3 is a bottom plan view thereof;

FIG. 4 is a back elevation view thereof;

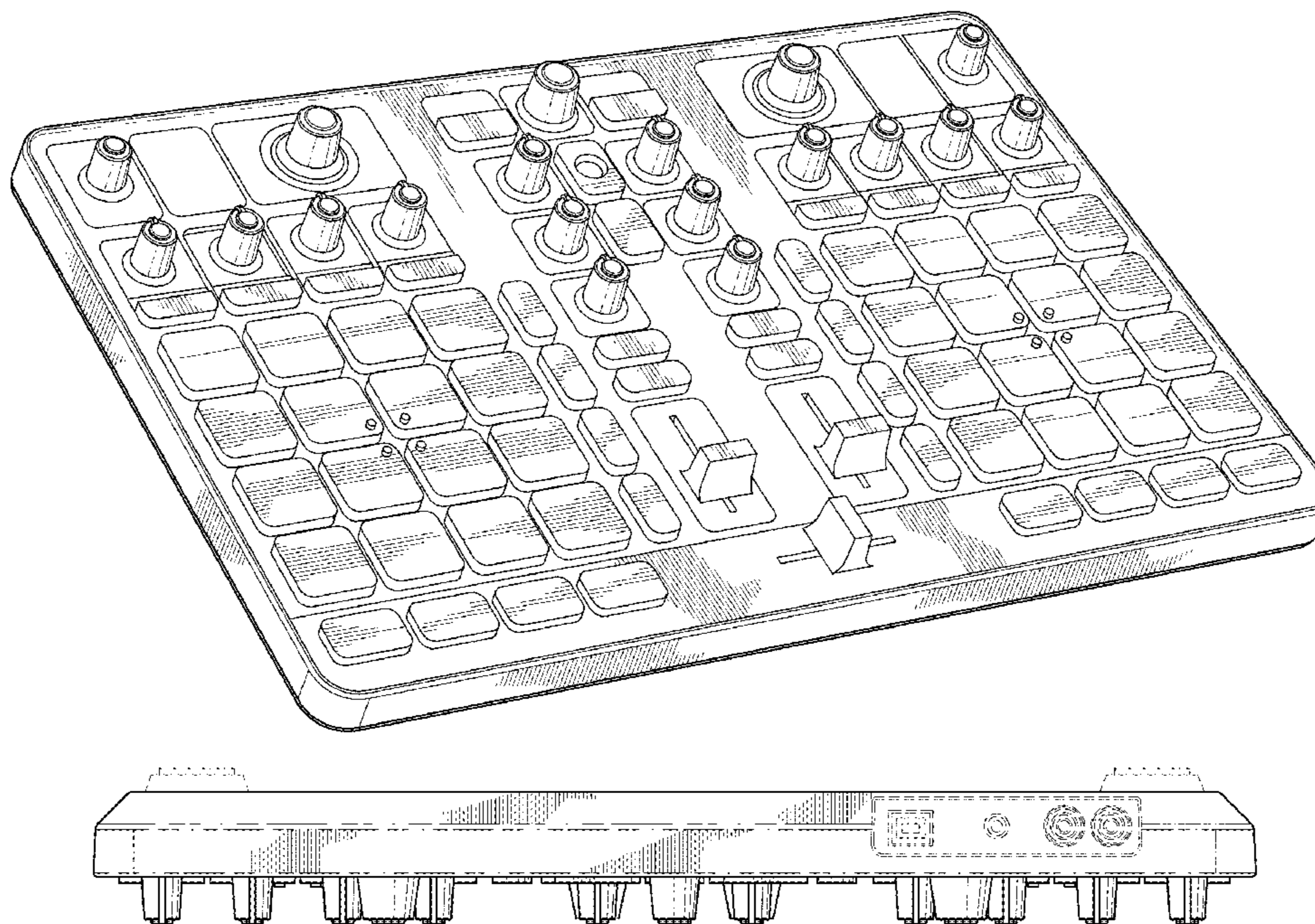
FIG. 5 is a front elevation view thereof;

FIG. 6 is a left side elevation view thereof; and,

FIG. 7 is a right side elevation view thereof.

Features shown in phantom lines are for environmental
purposes and form no part of the claimed design.

1 Claim, 5 Drawing Sheets



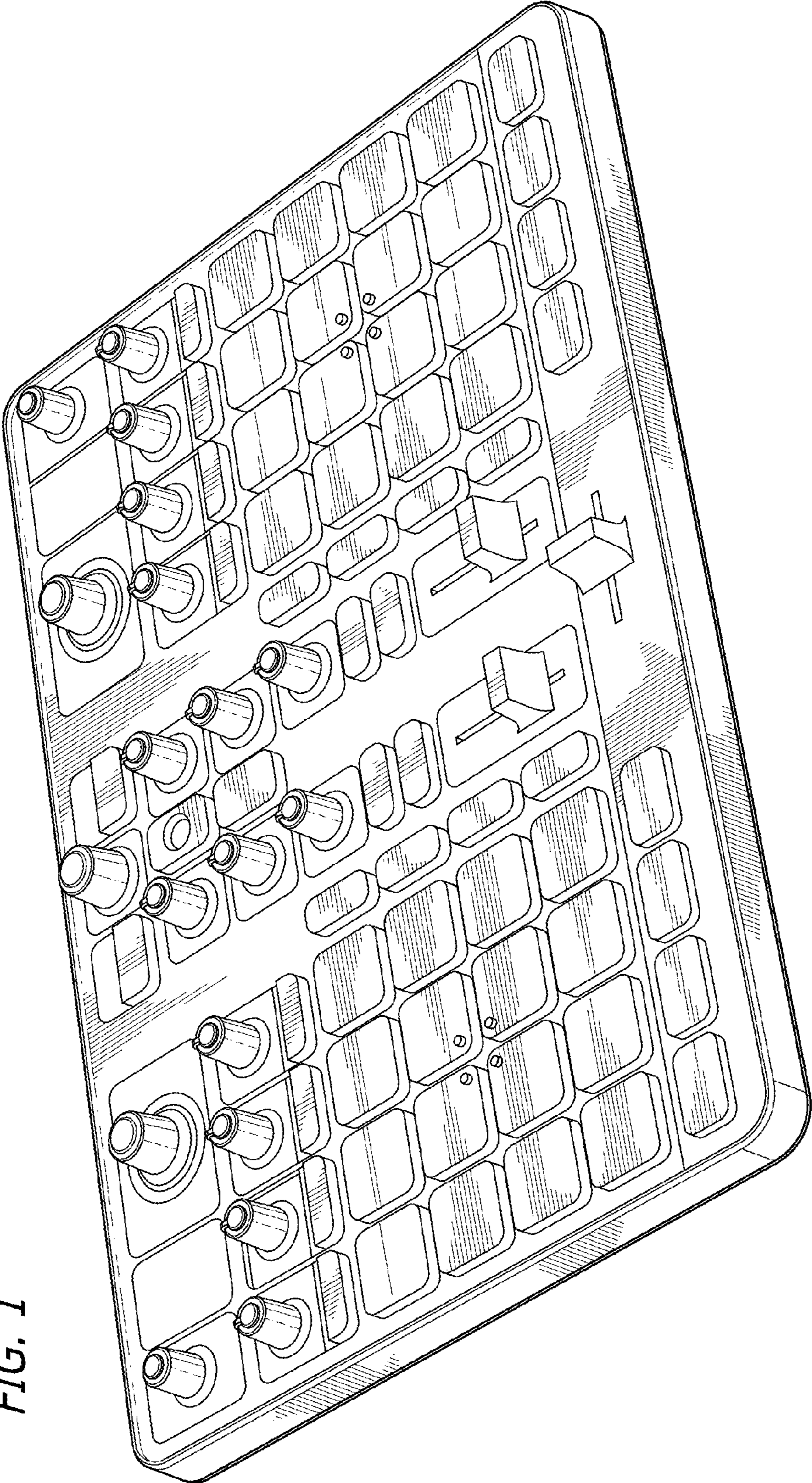


FIG. 1

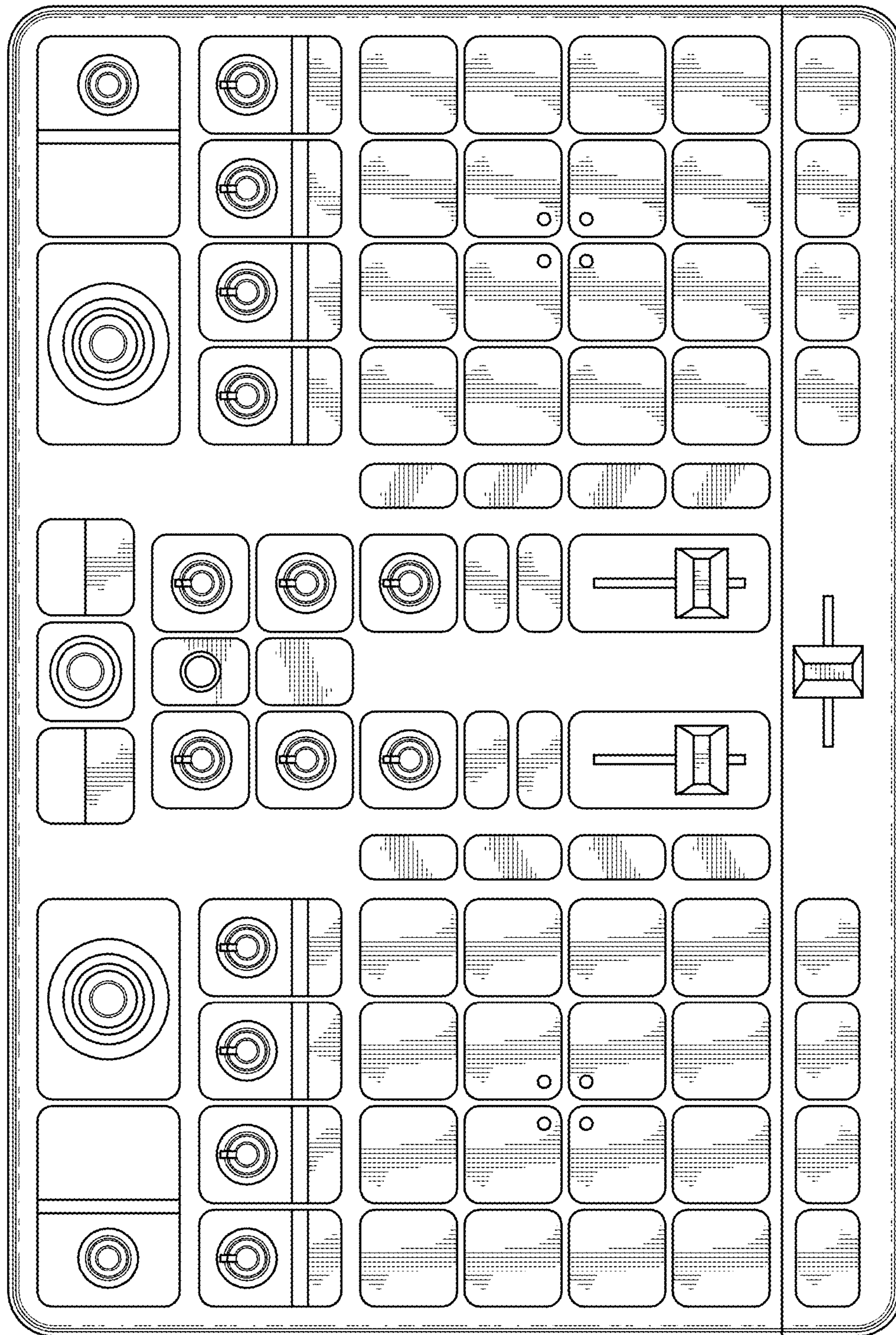


FIG. 2




FIG. 3

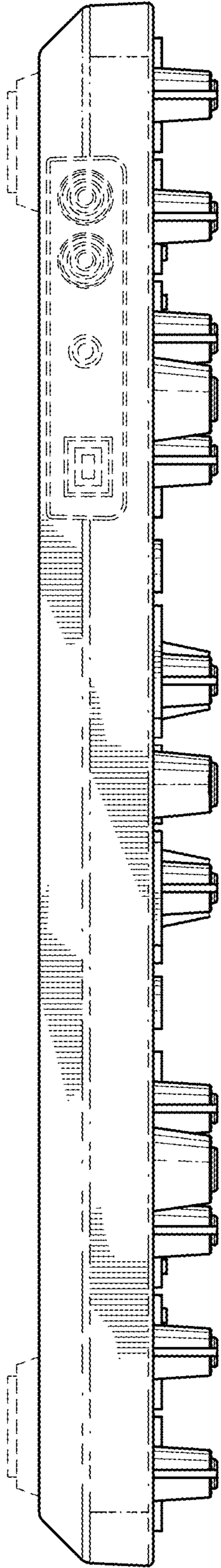


FIG. 4

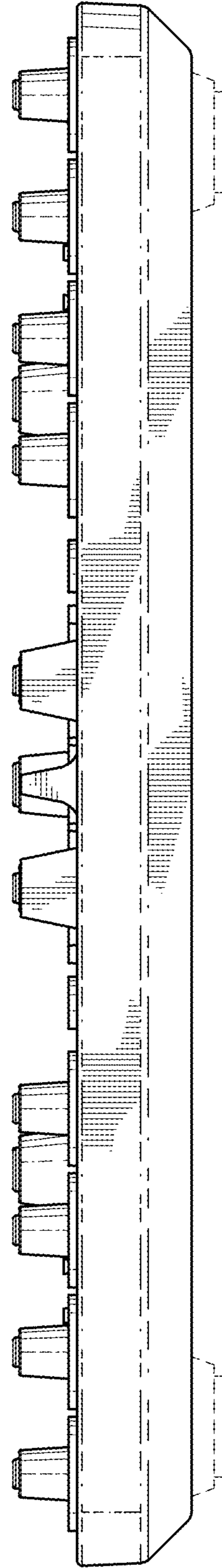


FIG. 5

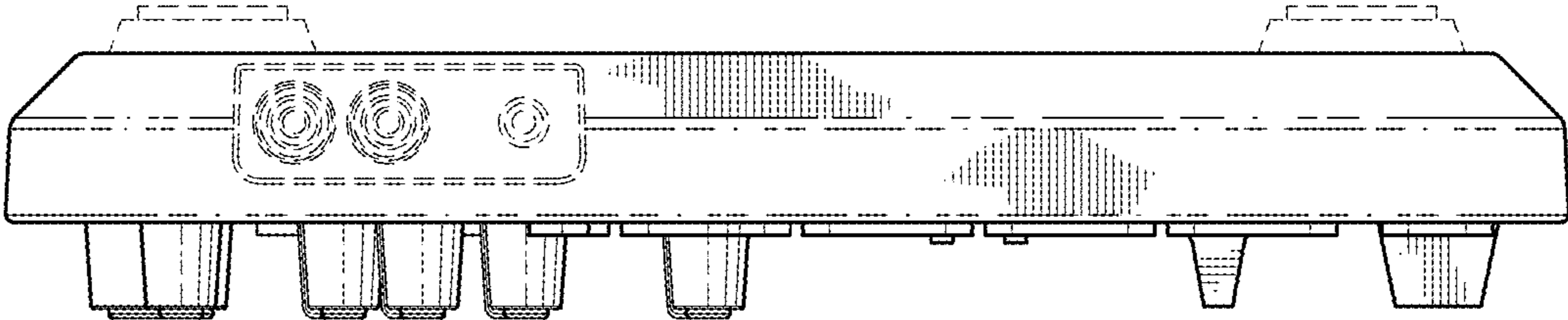


FIG. 7

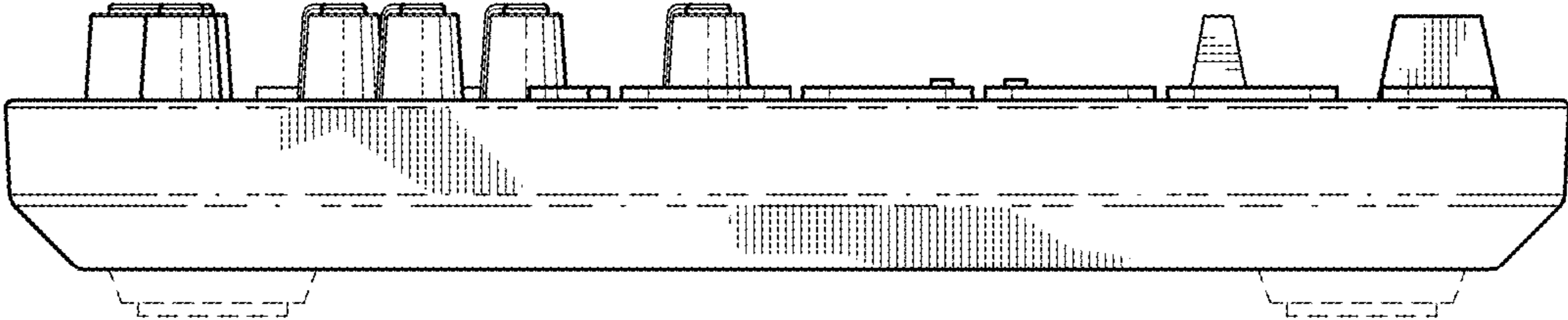


FIG. 6