



US00D771593S

(12) **United States Design Patent** (10) **Patent No.:** **US D771,593 S**
Koo (45) **Date of Patent:** **** Nov. 15, 2016**

(54) **WIRELESS SPEAKER BOX**

2201/021; H04R 2400/00; H04R 2400/07;
H04R 2499/11; H04R 2499/13; H04R
2499/15; H04S 3/00; H04S 7/30

(71) Applicant: **Gibson Innovations Belgium NV**,
Leuven (BE)

See application file for complete search history.

(72) Inventor: **Lawrence Chuen Tak Koo**, Hong
Kong (HK)

(56) **References Cited**

(73) Assignee: **Gibson Innovations Belgium NV**,
Leuven (BE)

U.S. PATENT DOCUMENTS

(**) Term: **15 Years**

D582,384 S *	12/2008	Christopher	D14/188
D650,377 S *	12/2011	Akana	D14/314
D689,860 S *	9/2013	Chong	D14/368
D693,248 S *	11/2013	Anderssen	D10/65
D719,547 S *	12/2014	Boeckel	D14/214
D740,262 S *	10/2015	Hasegawa	D14/240
D754,751 S *	4/2016	Kusano	D14/203.3

(21) Appl. No.: **29/534,056**

* cited by examiner

(22) Filed: **Jul. 24, 2015**

(30) **Foreign Application Priority Data**

Primary Examiner — Keli L Hill

Jan. 27, 2015 (EM) 002621003

(74) *Attorney, Agent, or Firm* — Bates & Bates, LLC

(51) **LOC (10) Cl.** **14-03**

(52) **U.S. Cl.**
USPC **D14/214**

(57) **CLAIM**

What is claimed is the ornamental design for a wireless speaker box, as shown and described.

(58) **Field of Classification Search**

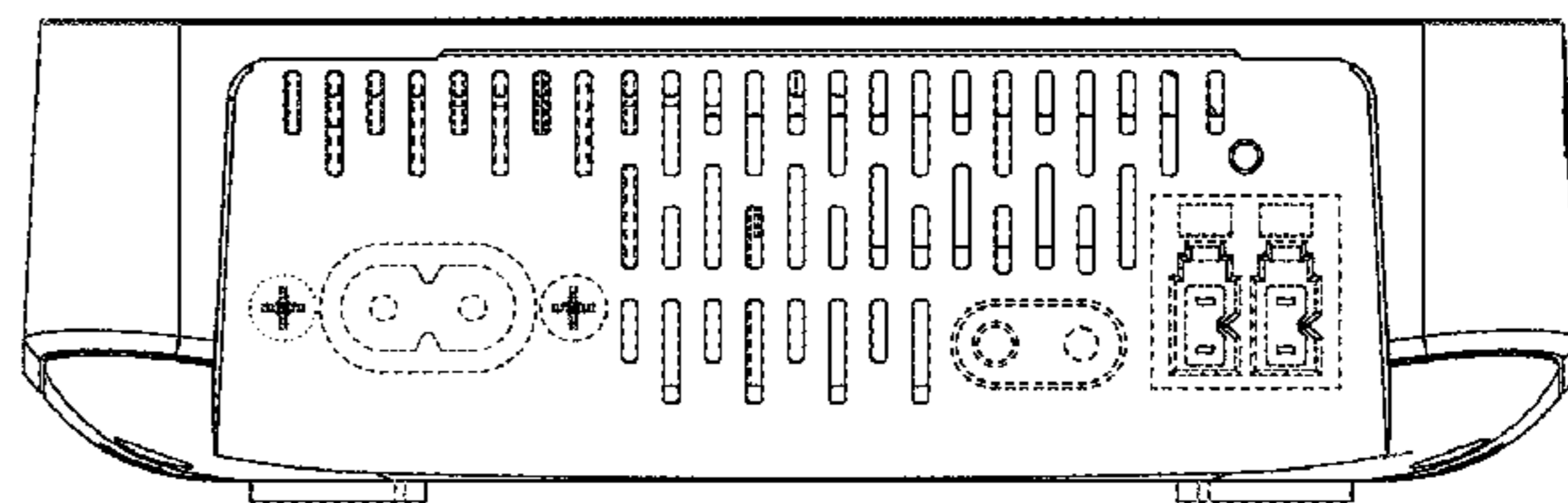
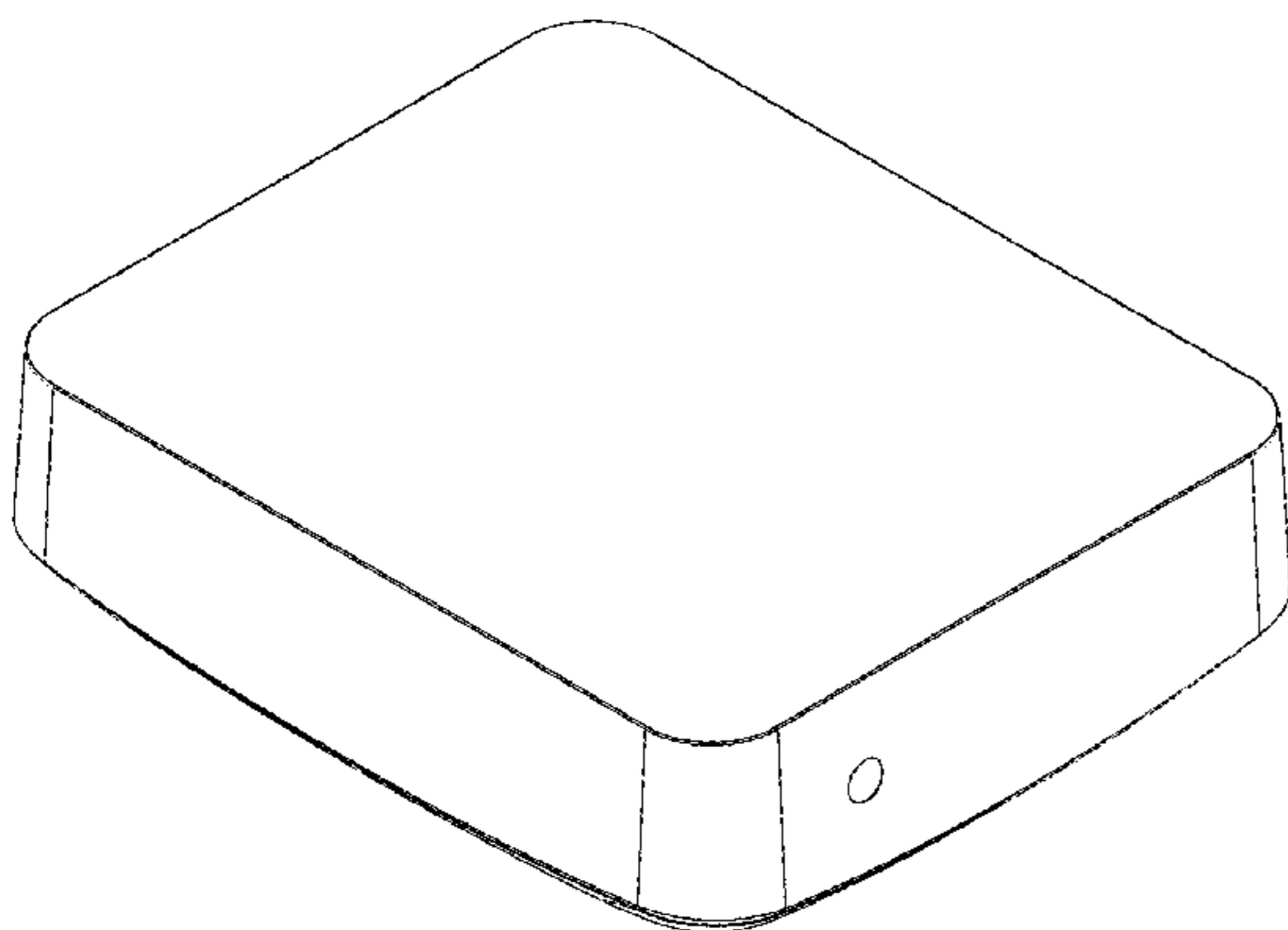
DESCRIPTION

USPC D14/167, 168, 170–172, 188, 194–196,
D14/204, 207, 209.1, 210–216, 219, 221,
D14/222, 224, 239, 496; 181/143, 144, 147,
181/148, 150, 153, 157, 198, 199;
381/300–303, 306, 332, 333, 336, 345,
381/361–364, 386–388; 369/6–12
CPC ... B60R 11/0217; G06F 1/1688; G10K 9/22;
G10K 11/004; H03F 1/327; H04M 1/03;
H04M 1/035; H04N 5/642; H04N 21/4852;
H04R 1/02; H04R 1/06; H04R 1/021; H04R
1/025; H04R 1/026; H04R 1/028; H04R
1/105; H04R 1/323; H04R 1/403; H04R
1/2803; H04R 1/2834; H04R 5/02; H04R
7/20; H04R 9/06; H04R 9/025; H04R

FIG. 1 is a perspective view of the wireless speaker box;
FIG. 2 is a front view of the wireless speaker box;
FIG. 3 is a back view of the wireless speaker box;
FIG. 4 is a left side view of the wireless speaker box;
FIG. 5 is a right side view of the wireless speaker box;
FIG. 6 is a top view of the wireless speaker box; and,
FIG. 7 is a bottom view of the wireless speaker box.

The broken lines in the Figures represent the portions of the design that form no part of the claim.

1 Claim, 7 Drawing Sheets



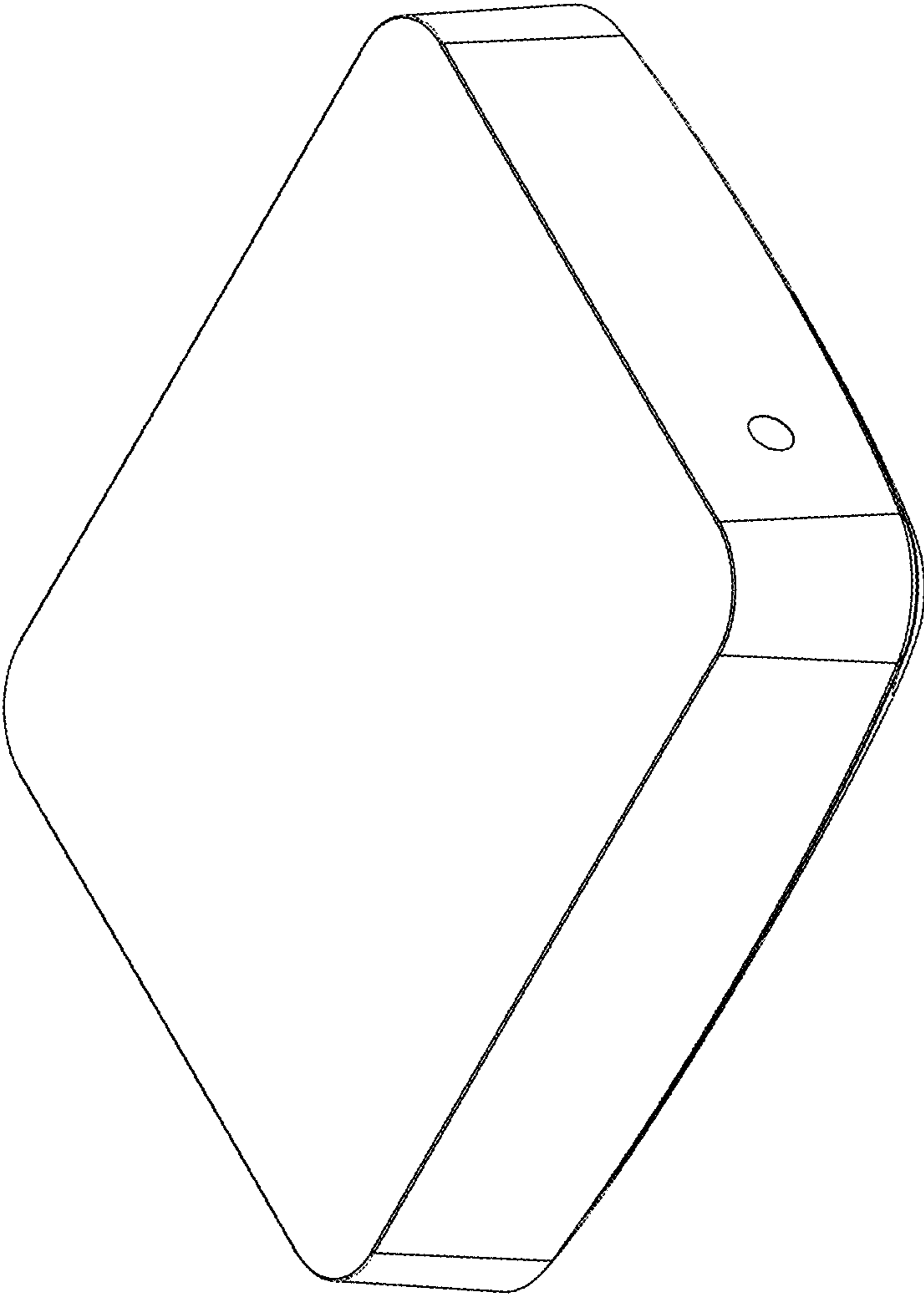


FIG. 1

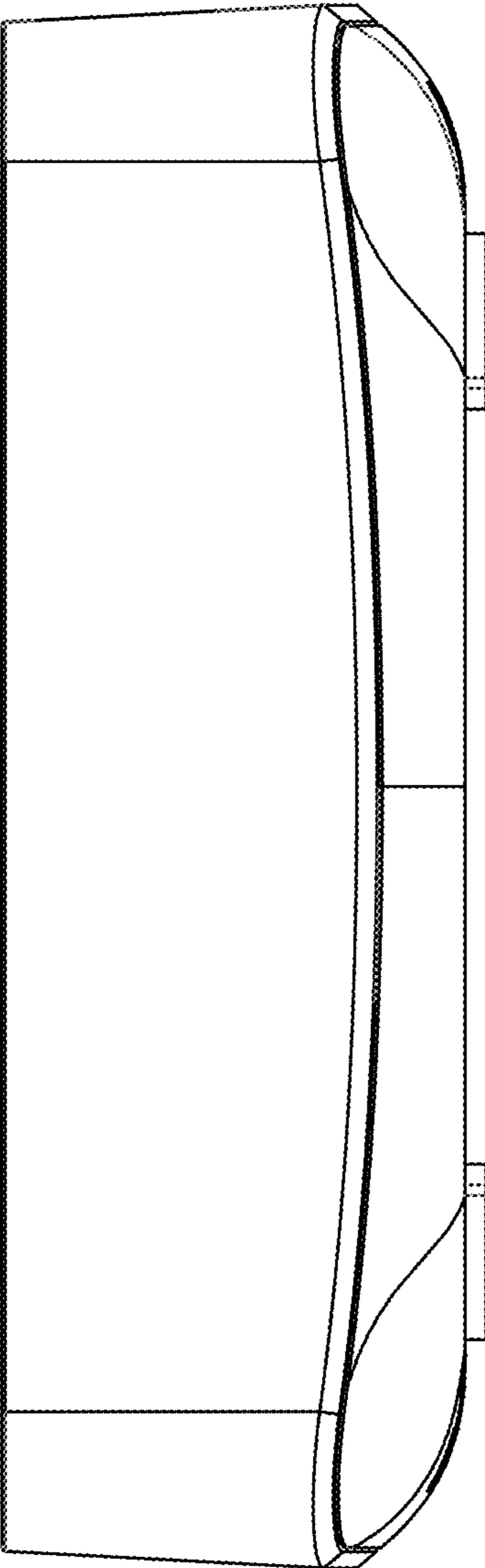


FIG. 2

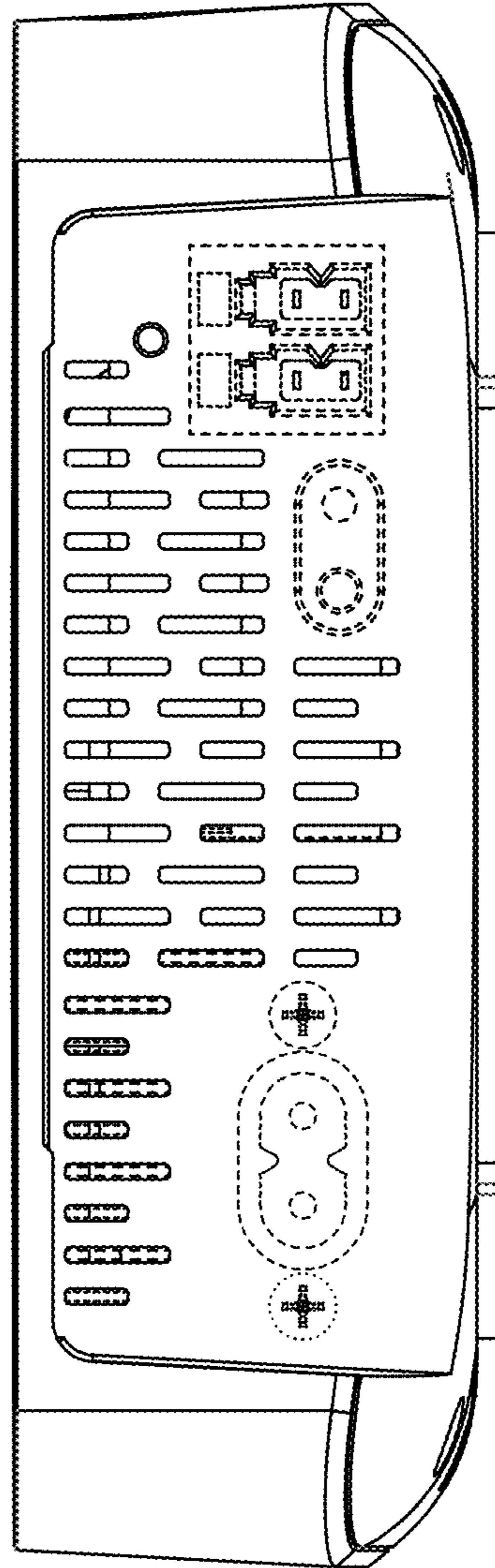


FIG. 3

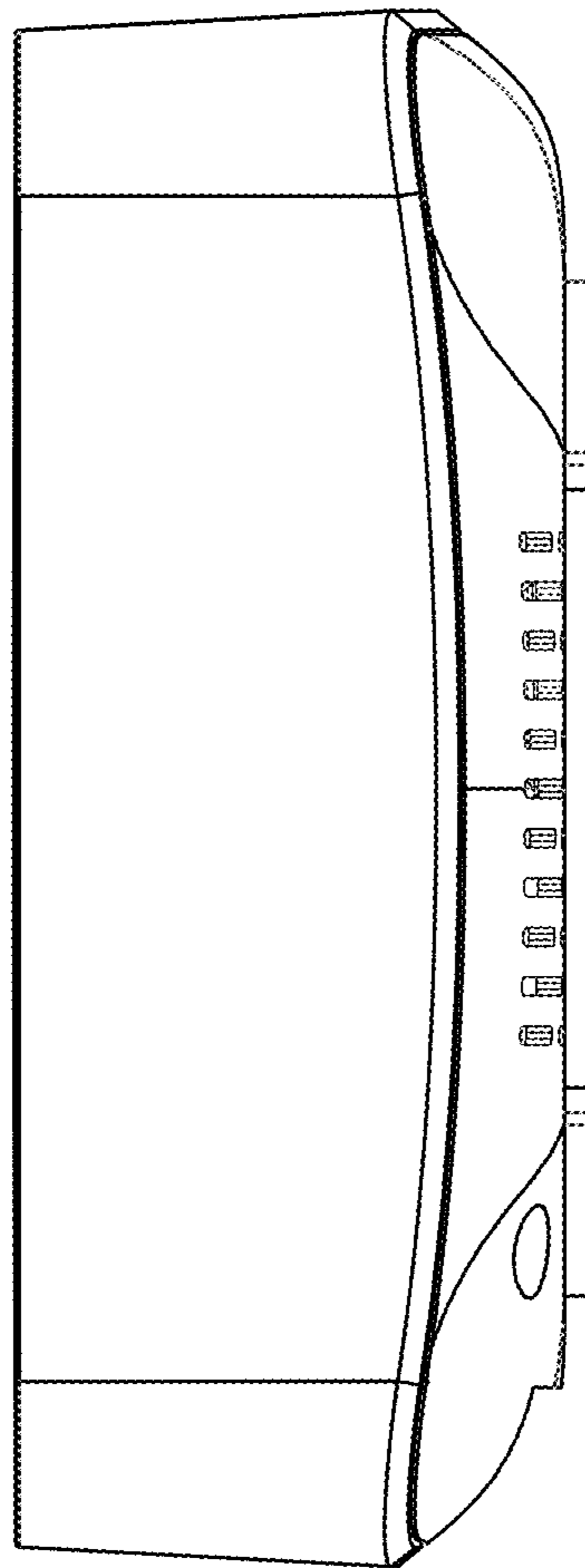


FIG. 4

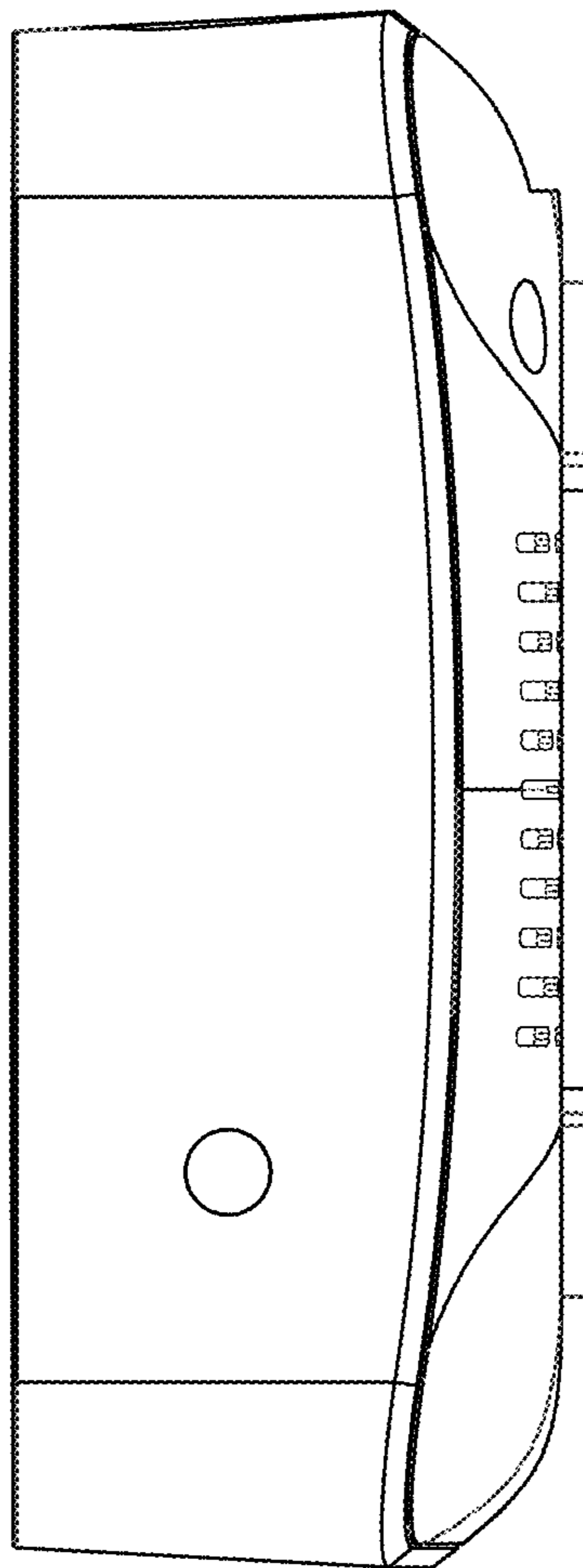


FIG. 5




FIG. 6

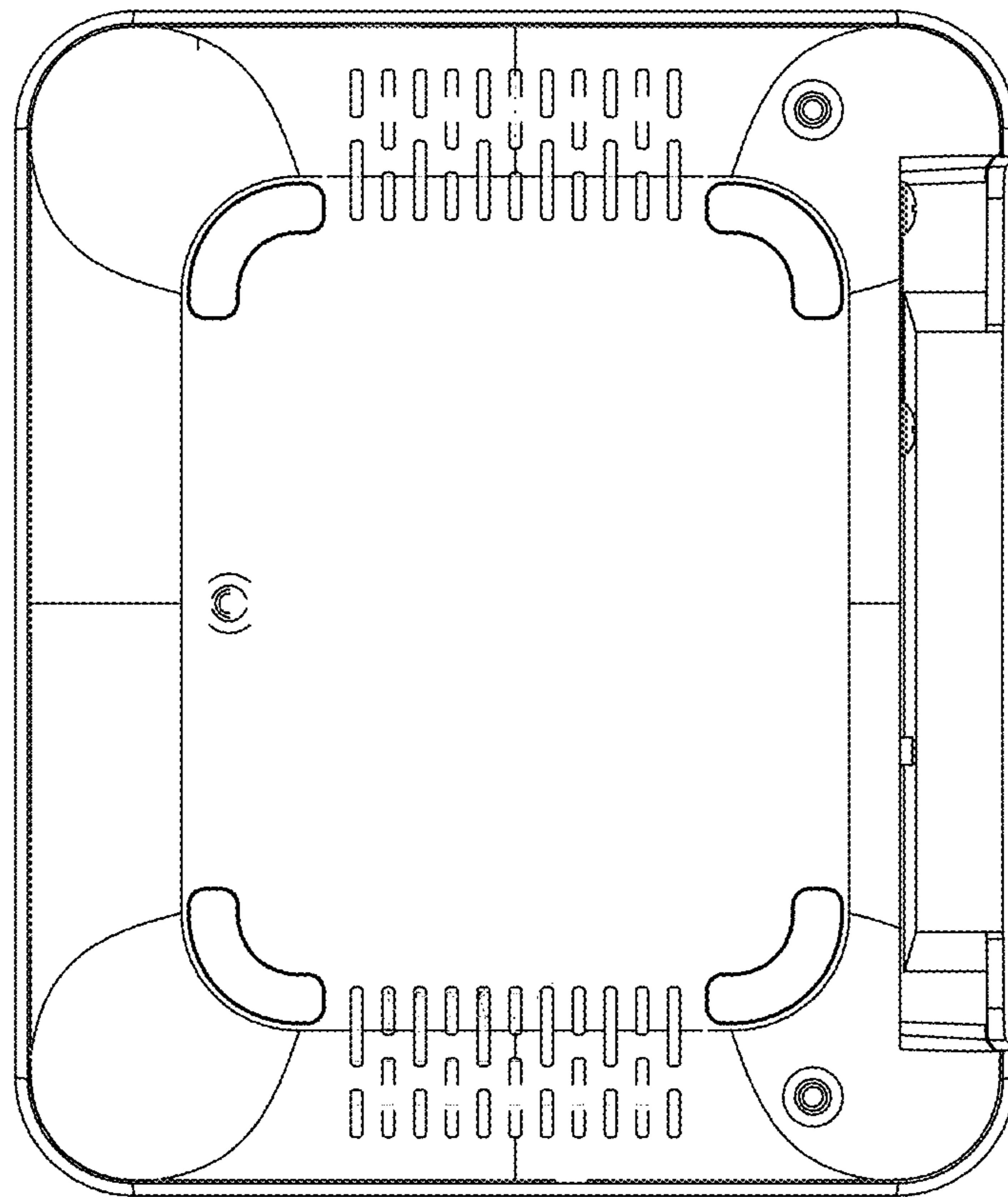


FIG. 7