



US00D771561S

(12) **United States Design Patent** (10) **Patent No.:** **US D771,561 S**  
**Walker** (45) **Date of Patent:** **\*\* \*Nov. 15, 2016**

(54) **BATTERY**

(71) Applicant: **Deben Group Industries Limited**,  
Melton, Woodbridge (GB)

(72) Inventor: **Stephen Andrew Walker**, Ipswich  
(GB)

(73) Assignee: **Deben Group Industries Limited**,  
Woodbridge (GB)

(\*) Notice: This patent is subject to a terminal disclaimer.

(\*\*) Term: **15 Years**

(21) Appl. No.: **29/559,971**

(22) Filed: **Apr. 1, 2016**

**Related U.S. Application Data**

(63) Continuation-in-part of application No. 29/518,566,  
filed on Feb. 25, 2015, now abandoned.

(30) **Foreign Application Priority Data**

Sep. 3, 2014 (EM) ..... 002530675-0002

(51) **LOC (10) Cl.** ..... **13-02**

(52) **U.S. Cl.**  
USPC ..... **D13/103**

(58) **Field of Classification Search**

USPC ..... D13/102-110, 118-119, 184, 199;  
D14/356, 432, 251, 253, 434;  
320/107-115, 135, 138, 140, 103-105  
CPC ..... Y02E 60/12; Y02E 60/122; Y02E 60/124;  
Y02E 60/50; H01M 2/02; H01M 2/022;  
H01M 2/0202; H01M 2/0207; H01M 2/0212;  
H01M 2/1061; H01M 2/1022; H01M 2/1055;  
H01M 2/1066; H01M 2/105; H01M 2/204;  
H01M 2/20; H01M 2/202; H01M 2/206;  
H01M 10/4257; H01M 10/0436; H01M

10/48; H01M 10/44; H01M 10/46; H01M  
10/465; H01M 10/482; H01M 2200/30;  
H01M 2250/30; H01M 2250/40; H02J 7/00;  
H02J 7/0003; H02J 7/0011; H02J 7/0013;  
H02J 7/0054; H02J 7/0055; H02J 7/0057;  
H02J 2007/0062

See application file for complete search history.

(56) **References Cited**

**U.S. PATENT DOCUMENTS**

D538,803 S \* 3/2007 Chen ..... D14/348  
D684,916 S \* 6/2013 Ashida ..... D12/332  
D691,608 S \* 10/2013 Samuels ..... D14/434  
D699,177 S \* 2/2014 Higashi ..... D13/103  
D706,865 S \* 6/2014 Kumagai ..... D18/11  
D728,477 S \* 5/2015 Meyer ..... D13/107  
D730,280 S \* 5/2015 Koebler ..... D13/107  
D733,043 S \* 6/2015 Hasbrook ..... D13/103  
D742,315 S \* 11/2015 Dang ..... D13/110  
D743,333 S \* 11/2015 Nomi ..... D13/108

(Continued)

*Primary Examiner* — Rosemary K Tarcza

*Assistant Examiner* — Sanjeev Paul

(74) *Attorney, Agent, or Firm* — Hayes Soloway, P.C.


(57) **CLAIM**

I claim the ornamental design for a battery, as shown and described.

**DESCRIPTION**

FIG. 1 is a perspective view of a battery showing the new design;  
FIG. 2 is a front view of a battery thereof;  
FIG. 3 is a back view of a battery thereof;  
FIG. 4 is a left side view of a battery thereof;  
FIG. 5 is a right side view of a battery thereof;  
FIG. 6 is a top plan view of a battery thereof; and,  
FIG. 7 is a bottom view of a battery thereof.

**1 Claim, 7 Drawing Sheets**



(56)

**References Cited**

U.S. PATENT DOCUMENTS

D744,948 S \* 12/2015 Pronk ..... D13/110  
9,219,259 B2 \* 12/2015 Kwag ..... H01M 2/1061  
D758,302 S \* 6/2016 Walker ..... D13/103  
D760,646 S \* 7/2016 Walker ..... D13/103  
D762,169 S \* 7/2016 Lei ..... D13/108  
D762,170 S \* 7/2016 Lei ..... D13/108  
D762,566 S \* 8/2016 Tea ..... D13/103  
D763,185 S \* 8/2016 Wen ..... D13/103  
D763,790 S \* 8/2016 Lei ..... D13/108  
D765,593 S \* 9/2016 Hoshikawa ..... D13/103  
2008/0231225 A1 \* 9/2008 Lin ..... H01L 31/02021  
320/101  
2008/0241675 A1 \* 10/2008 Enari ..... H01M 2/105  
429/179  
2015/0094123 A1 \* 4/2015 Yeiser, IV ..... H04B 1/3888  
455/573  
2015/0364727 A1 \* 12/2015 Kim ..... H01M 2/02  
429/94  
2016/0248072 A1 \* 8/2016 Jang ..... H01M 2/30

\* cited by examiner



FIG. 1




FIG. 2




FIG. 3




FIG. 4




FIG. 5




FIG. 6






FIG. 7