



US00D771536S

(12) **United States Design Patent** (10) **Patent No.:** **US D771,536 S**
Wolff et al. (45) **Date of Patent:** **** Nov. 15, 2016**

(54) **VEHICLE REAR LOWER BUMPER COVER TRIM**

(71) Applicant: **Ford Global Technologies, LLC**, Dearborn, MI (US)

(72) Inventors: **Max Wolff**, Birmingham, MI (US); **Solomon Song**, Farmington Hills, MI (US)

(73) Assignee: **Ford Global Technologies, LLC**, Dearborn, MI (US)

(**) Term: **15 Years**

(21) Appl. No.: **29/544,847**

(22) Filed: **Nov. 6, 2015**

(51) **LOC (10) Cl.** **12-08**

(52) **U.S. Cl.**
USPC **D12/169**

(58) **Field of Classification Search**
USPC D12/86-92, 163-172; 293/102-155;
296/35.2, 193.09, 193.1, 203.02
CPC B60R 19/02; B60R 19/023; B60R 19/18;
B60R 19/24; B60R 19/44; B60R 19/48;
B60R 19/56; B60R 2019/527; B60R
2019/1886

See application file for complete search history.

(56) **References Cited**

U.S. PATENT DOCUMENTS

D590,753 S *	4/2009	Williams	D12/169
D600,606 S *	9/2009	Lamm	D12/169
D607,790 S *	1/2010	Golden	D12/169
D614,099 S *	4/2010	Ectors	D12/169
D614,555 S *	4/2010	Ectors	D12/169
D671,047 S *	11/2012	Davidson	D12/169
D675,137 S *	1/2013	Hamilton	D12/169
D677,201 S *	3/2013	Hamilton	D12/169
D678,143 S *	3/2013	Behmer	D12/169
D678,145 S *	3/2013	Behmer	D12/169

D683,669 S *	6/2013	Giachin	D12/169
D692,814 S *	11/2013	Platto	D12/190
D710,264 S *	8/2014	Watkins	D12/169
D746,734 S *	1/2016	Wolff	D12/169
D749,470 S *	2/2016	Behmer	D12/169
D758,259 S *	6/2016	Messale	D12/169

OTHER PUBLICATIONS

“2016 C-Max Hybrid.” auto-brochures.com. Date not available. Accessed Aug. 16, 2016. Available online at URL: <http://www.auto-brochures.com/makes/Ford/C-Max/Ford_US%20C-Max_2016.pdf>.*
“2017 Lincoln MKZ.” auto-brochures.com. Date not available. Accessed Aug. 16, 2016. Available online at URL: <http://www.auto-brochures.com/makes/lincoln/MKZ/Lincoln_US%20MKZ_2017.pdf>.*

* cited by examiner

Primary Examiner — Cathron Brooks

Assistant Examiner — Christian P McLean

(74) *Attorney, Agent, or Firm* — Damian Porcari

(57) **CLAIM**

The ornamental design for a vehicle rear lower bumper cover trim, as shown and described.

DESCRIPTION

FIG. 1 is a bottom front perspective and left view of the vehicle rear lower bumper cover trim, showing our new design;

FIG. 2 is a bottom front perspective and right view thereof;

FIG. 3 is a top rear perspective view thereof;

FIG. 4 is a front elevational view thereof;

FIG. 5 is a rear elevational view thereof;


FIG. 6 is a left side elevational view thereof;

FIG. 7 is a right side elevational view thereof;

FIG. 8 is a top plan view thereof; and,

FIG. 9 is a bottom plan view thereof.

1 Claim, 9 Drawing Sheets






Figure 1




Figure 2




Figure 3




Figure 4




Figure 5

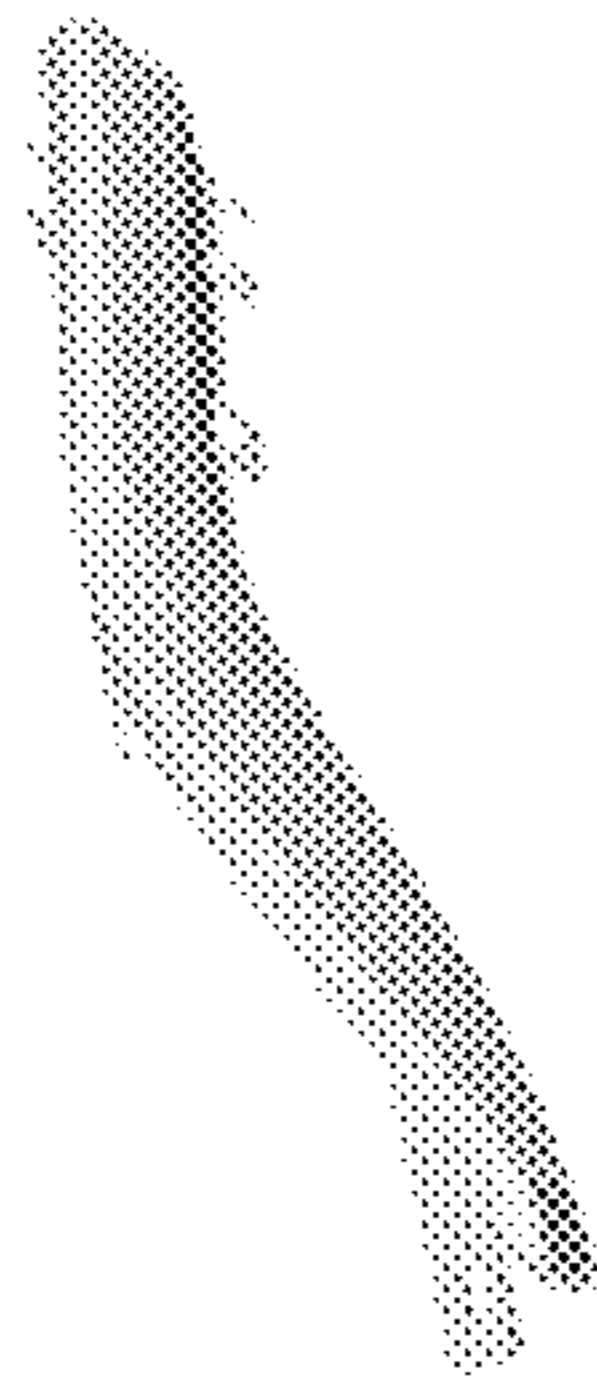


Figure 6




Figure 7

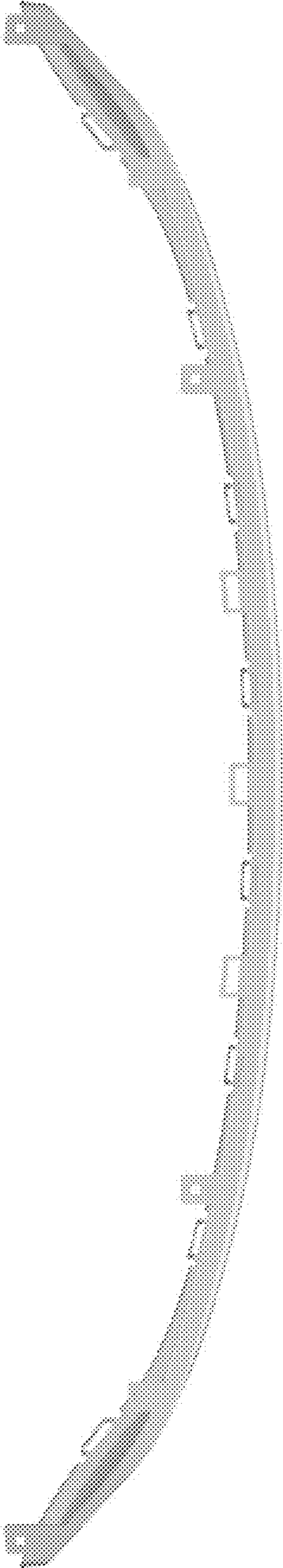


Figure 8

Figure 9

