

US00D771520S

(12) **United States Design Patent**
Bryan, III

(10) **Patent No.:** **US D771,520 S**

(45) **Date of Patent:** **** Nov. 15, 2016**

- (54) **HYDROPONIC GROWING STAND**
- (71) Applicant: **MB3, LLC**, Greer, SC (US)
- (72) Inventor: **Morris Bryan, III**, Greer, SC (US)
- (73) Assignee: **MB3, LLC**, Greer, SC (US)
- (**) Term: **15 Years**
- (21) Appl. No.: **29/528,045**
- (22) Filed: **May 26, 2015**
- (51) **LOC (10) Cl.** **11-02**
- (52) **U.S. Cl.**
USPC **D11/155**
- (58) **Field of Classification Search**
USPC D6/403–405, 556–558; D11/143–156,
D11/164; D7/509, 523, 532
CPC A01G 9/02; A01G 9/021; A01G 9/023;
A01G 9/024; A01G 9/04; A01G 9/14;
A01G 9/1423; A01G 9/16; A01G 9/22;
A01G 9/243; A01G 13/0206
See application file for complete search history.

- 3,581,436 A * 6/1971 Basiger A01G 13/0206
135/87
- D245,407 S * 8/1977 Ware D11/144
- 4,099,344 A * 7/1978 Ruemeli A01G 9/20
135/87
- 4,586,297 A * 5/1986 Tagiasco A01G 9/1438
47/17
- 5,377,601 A * 1/1995 Cashen A47B 3/06
108/158
- 7,523,584 B2 * 4/2009 Voehringer A01G 13/0206
47/29.1
- 7,673,415 B2 * 3/2010 Wan A01G 1/00
47/20.1
- 8,727,128 B2 * 5/2014 Zeller B07B 1/00
209/405
- 9,173,352 B1 * 11/2015 Moreland A01K 1/00
- 2015/0201565 A1 * 7/2015 Toye A01G 13/0206
47/29.1

* cited by examiner

Primary Examiner — Elizabeth Albert
(74) *Attorney, Agent, or Firm* — McNair Law Firm, P.A.;
Seann P. Lahey

(57) **CLAIM**
The ornamental design for a hydroponic growing stand, as shown and described.

(56) **References Cited**

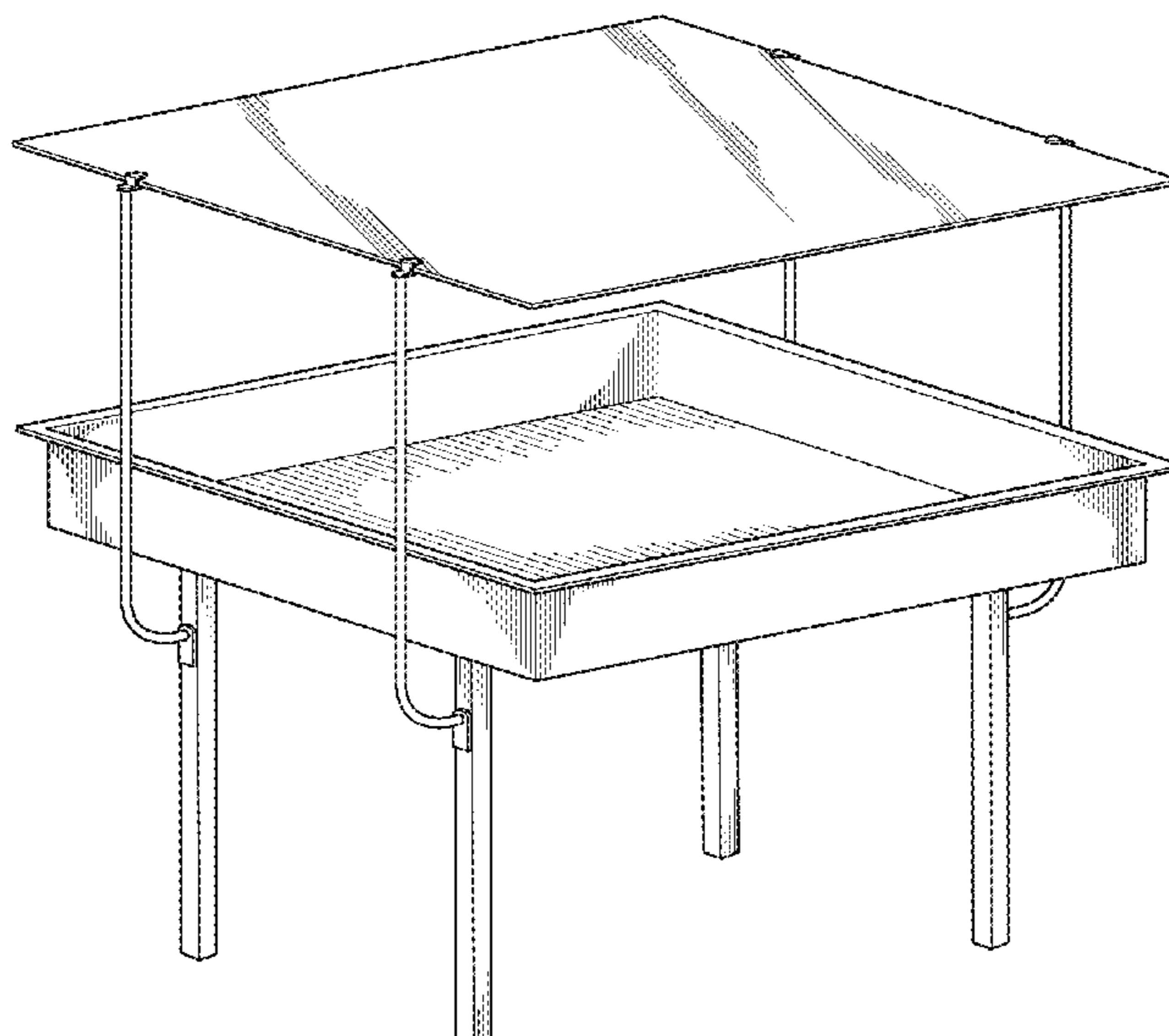
U.S. PATENT DOCUMENTS

- 1,833,676 A * 11/1931 Gloekler A01G 9/1423
47/18
- 2,189,510 A * 2/1940 Swaney A01G 31/02
47/63
- 2,524,246 A * 10/1950 Young A01G 9/1423
217/3 R
- 2,545,717 A * 3/1951 Voigt A01G 9/1423
47/18
- 2,741,874 A * 4/1956 Wayne A01G 9/222
160/231.1
- 2,836,860 A * 6/1958 Staropoli E04B 1/34326
108/158.11
- 3,106,801 A * 10/1963 Risacher A01G 9/16
119/319

DESCRIPTION

FIG. 1 is a top perspective view of the hydroponic growing stand showing my new design;
FIG. 2 is a bottom perspective view thereof;
FIG. 3 is a front elevation view thereof, wherein the rear elevation view is identical to the front elevation view;
FIG. 4 is a right side elevation view thereof, wherein the left side elevation view is identical to the right side elevation view;
FIG. 5 is a top plan view thereof; and,
FIG. 6 is a bottom plan view thereof.

1 Claim, 4 Drawing Sheets



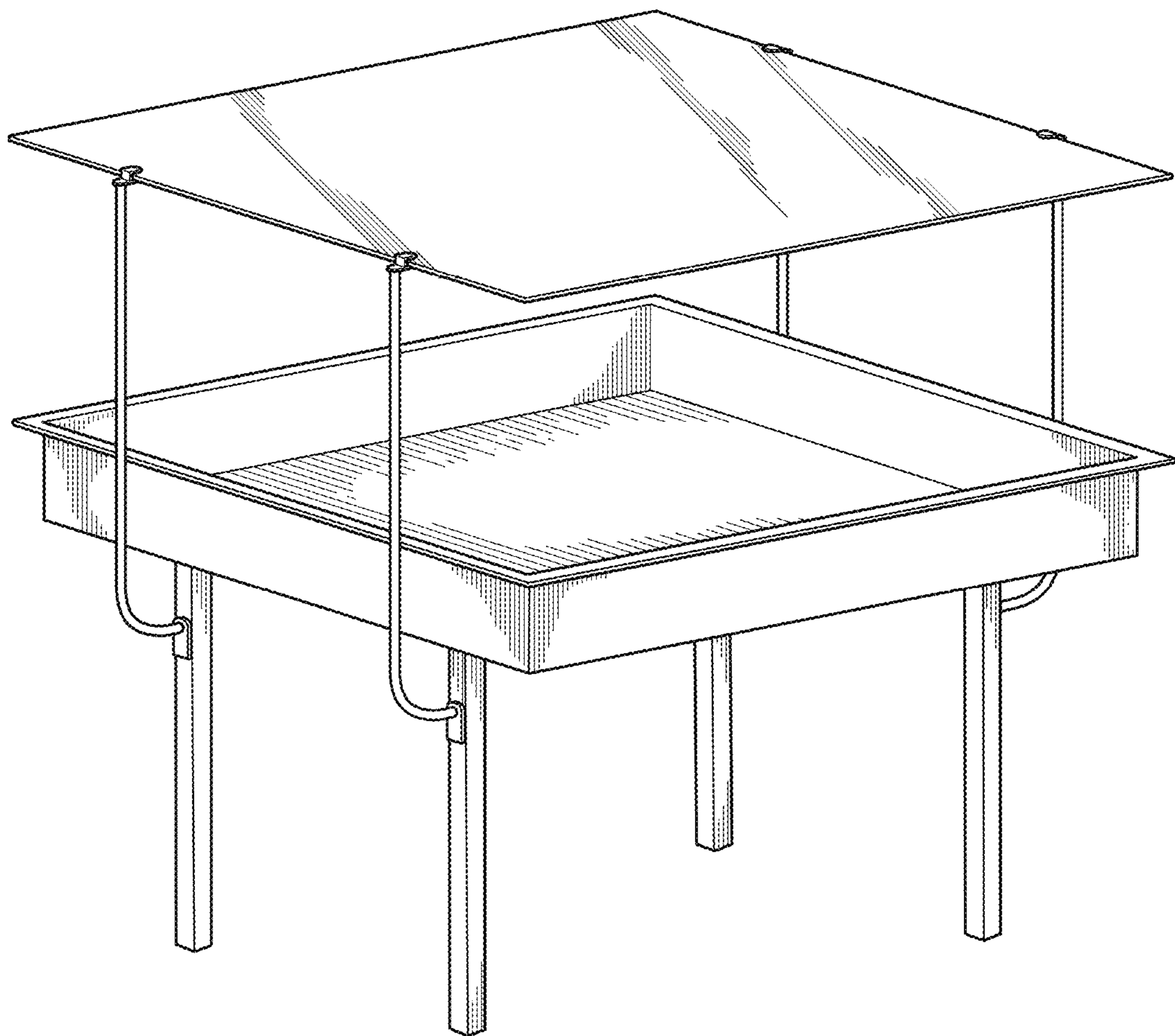


Fig. 1

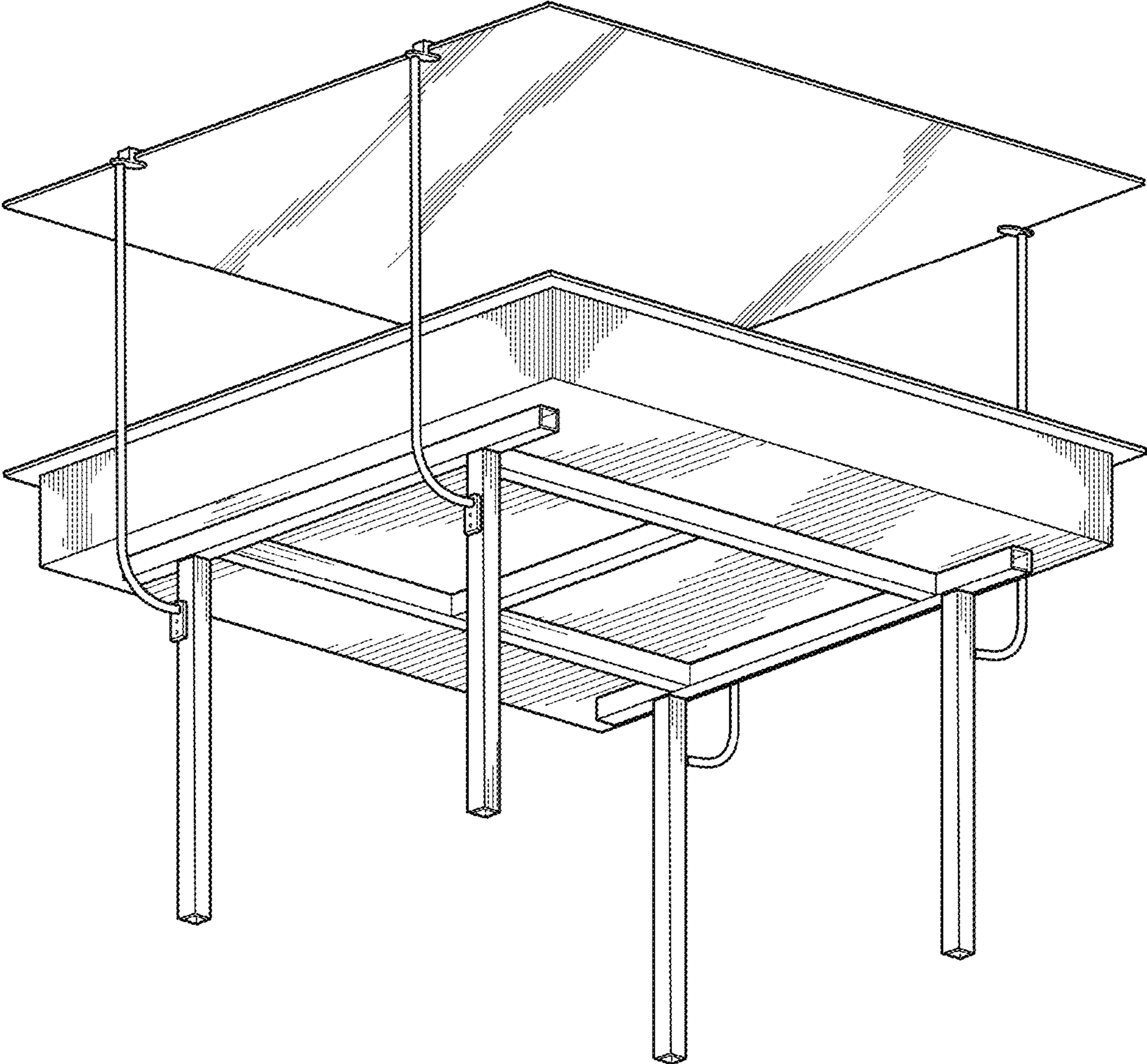


Fig. 2

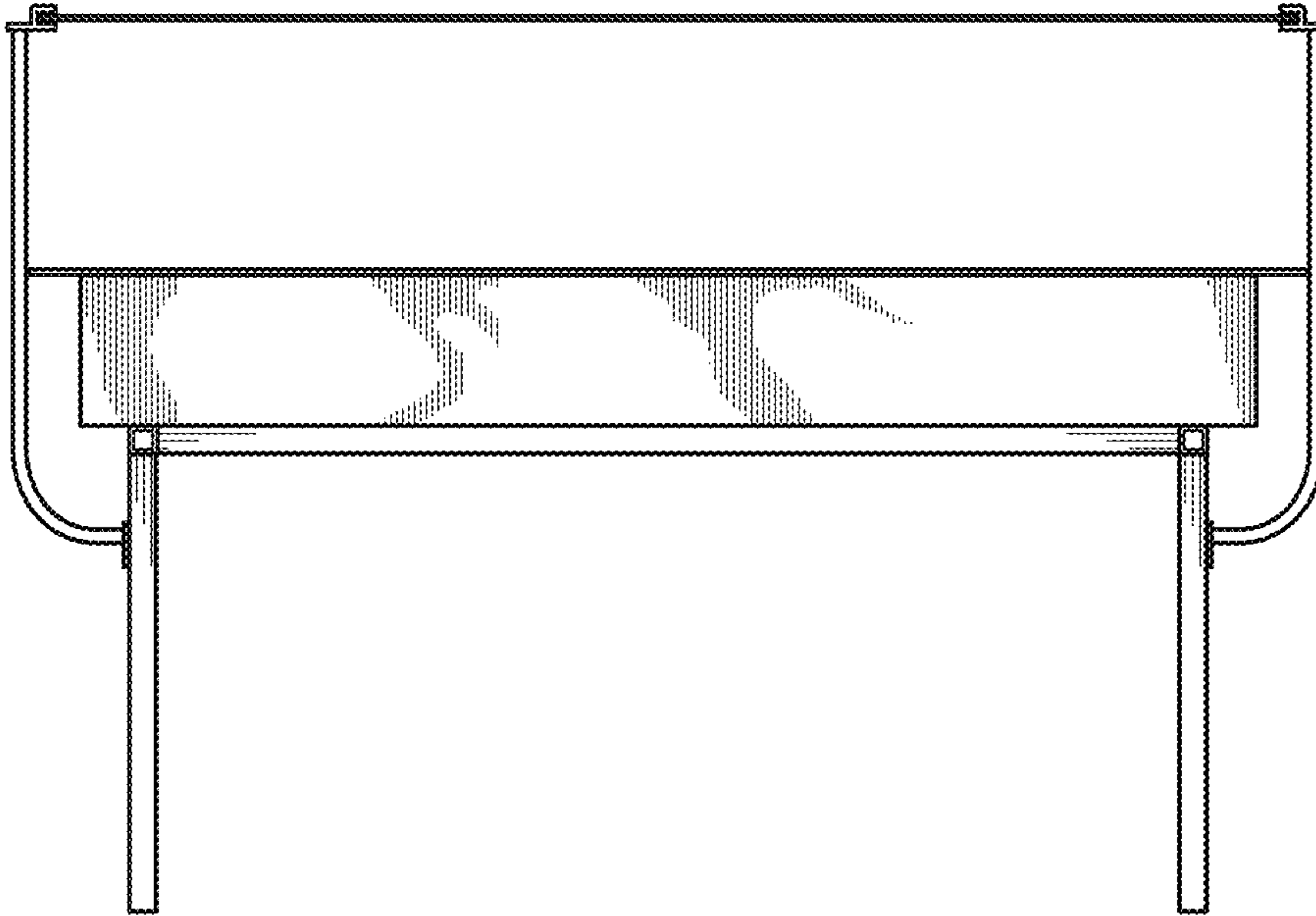


Fig. 3

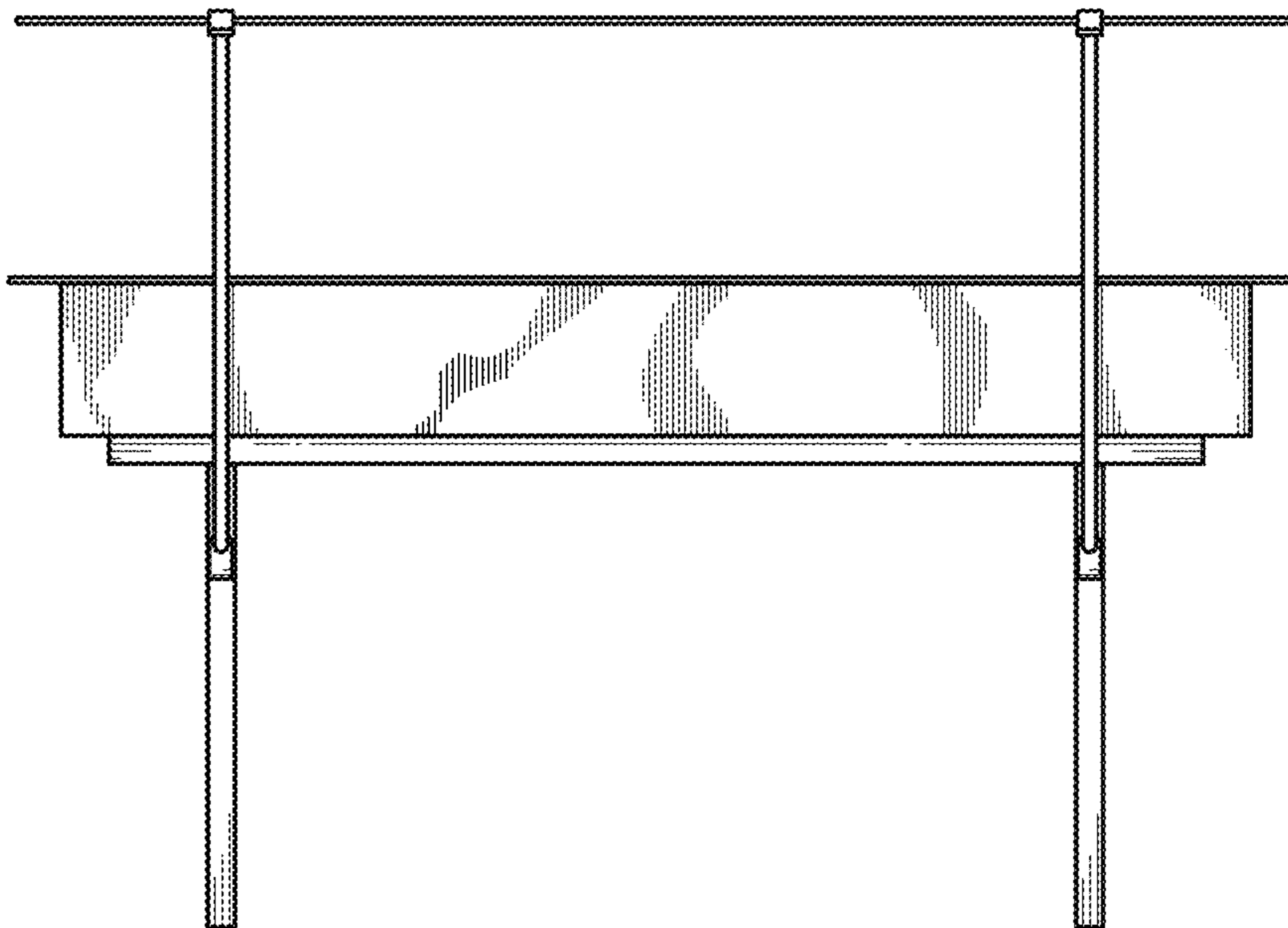


Fig. 4

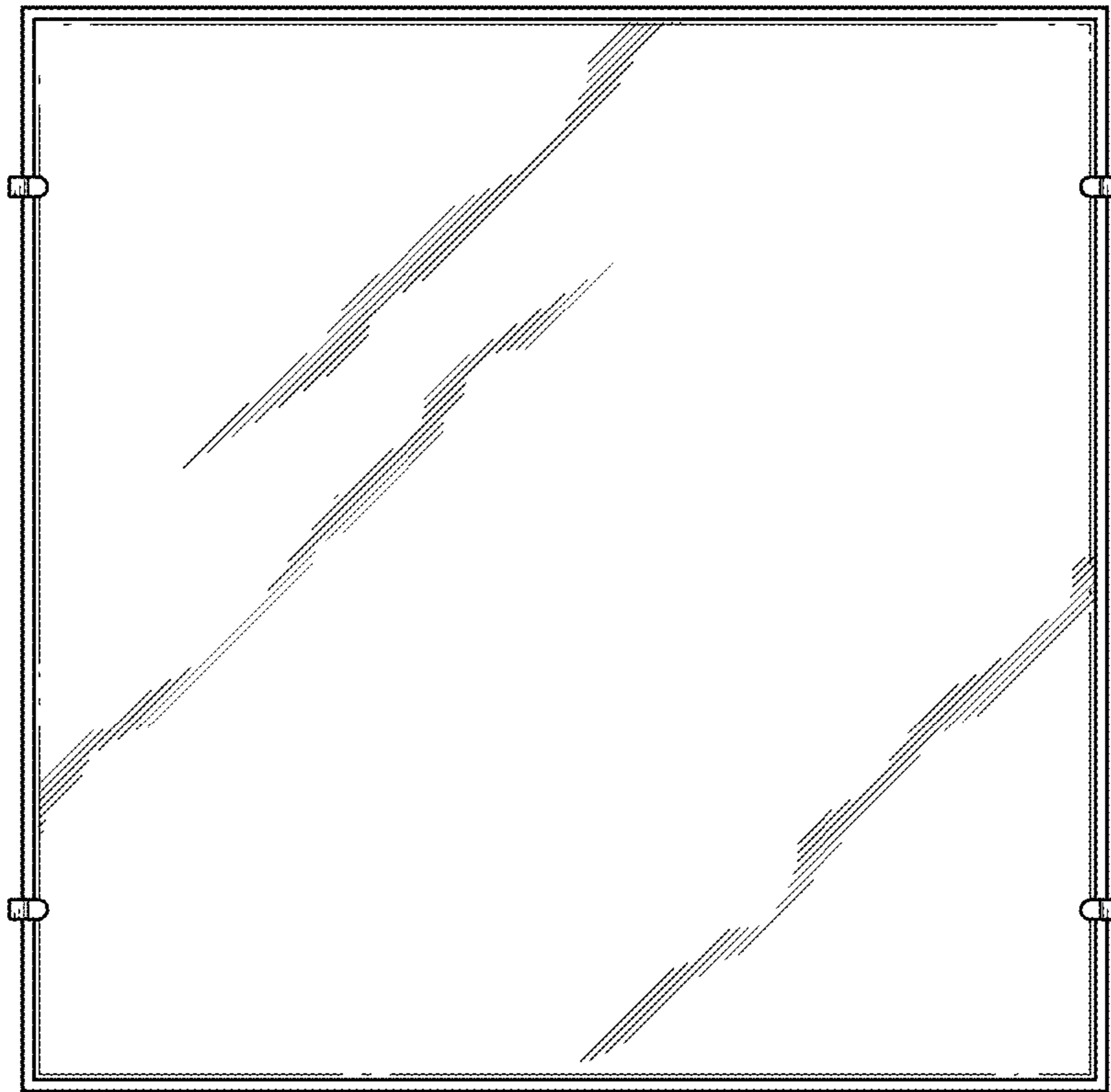


Fig. 5

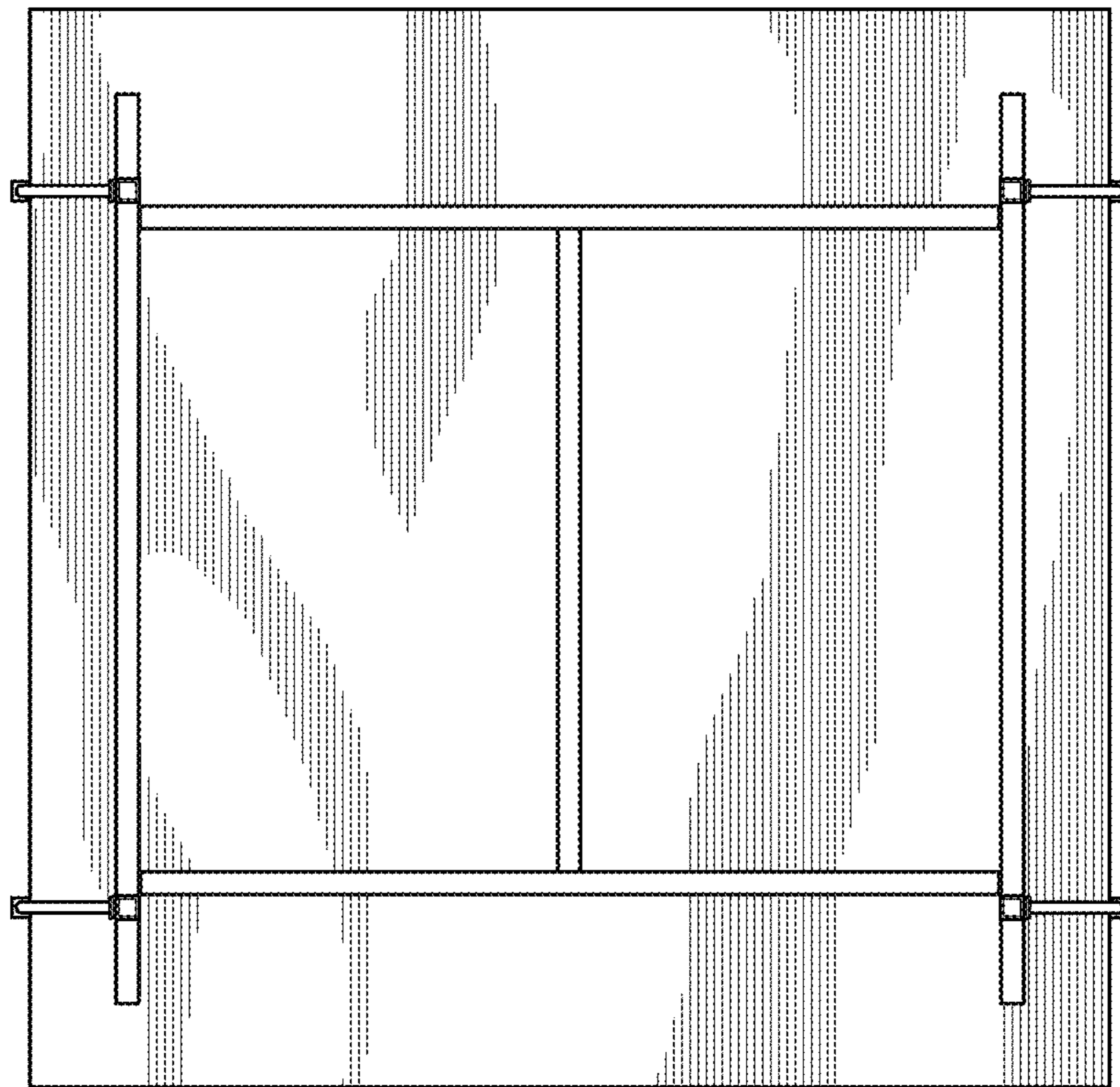


Fig. 6