



US00D771516S

(12) **United States Design Patent**
Proctor

(10) **Patent No.:** **US D771,516 S**

(45) **Date of Patent:** **** Nov. 15, 2016**

(54) **CHRISTMAS TREE TOPPER BOW**

(71) Applicant: **Terri Proctor**, Springdale, AR (US)

(72) Inventor: **Terri Proctor**, Springdale, AR (US)

(**) Term: **15 Years**

(21) Appl. No.: **29/545,952**

(22) Filed: **Nov. 17, 2015**

(51) **LOC (10) Cl.** **11-05**

(52) **U.S. Cl.**
USPC **D11/124**

(58) **Field of Classification Search**
USPC D11/117, 121, 124, 125, 130, 131, 132,
D11/133, 157, 164; 428/4, 5, 7, 8, 9, 12
CPC A47G 33/00; A47G 33/12; A47G
2033/1266; B44C 5/00; B44C 7/00; D04D
1/00; D04D 1/02; D04D 1/04; D04D 7/00;
D04D 7/02; D04D 7/04; D04D 7/10; D04D
7/105; D04D 9/00; D04D 9/02; D04D 9/04;
D04D 9/06

See application file for complete search history.

(56) **References Cited**

U.S. PATENT DOCUMENTS

1,480,009	A *	1/1924	Preston	A45D 8/00 132/275
2,105,436	A *	1/1938	Flatto	A41D 25/02 132/275
3,501,364	A *	3/1970	Rowland	D04D 7/10 156/273.5
4,724,175	A *	2/1988	LaBrosse	D04D 7/105 156/70
4,900,632	A *	2/1990	McGrath	D04D 7/10 223/46
D313,373	S *	1/1991	Taylor	428/4
D333,802	S *	3/1993	Stabler	428/4
5,198,274	A *	3/1993	Etzion	D04D 7/10 223/46

D338,628	S *	8/1993	Daun	D11/124
D342,464	S *	12/1993	Lardiere	D11/184
5,526,830	A *	6/1996	Hunter	A45D 8/00 132/273
D390,808	S *	2/1998	Balde	D11/121
D390,809	S *	2/1998	Etzion	D11/133
5,800,881	A *	9/1998	Etzion	D04D 7/10 428/364
D402,918	S *	12/1998	Pacheco	D11/184
6,681,965	B1 *	1/2004	Tran	D04D 7/10 223/46
D554,325	S *	10/2007	Thomas	D20/29
D561,059	S *	2/2008	Aoyama	D11/117
D607,773	S *	1/2010	Aoyama	D11/117
D701,791	S *	4/2014	Portney	D11/117

* cited by examiner

Primary Examiner — Elizabeth J Oswecki

(74) *Attorney, Agent, or Firm* — James A. Italia; Italia IP

(57) **CLAIM**

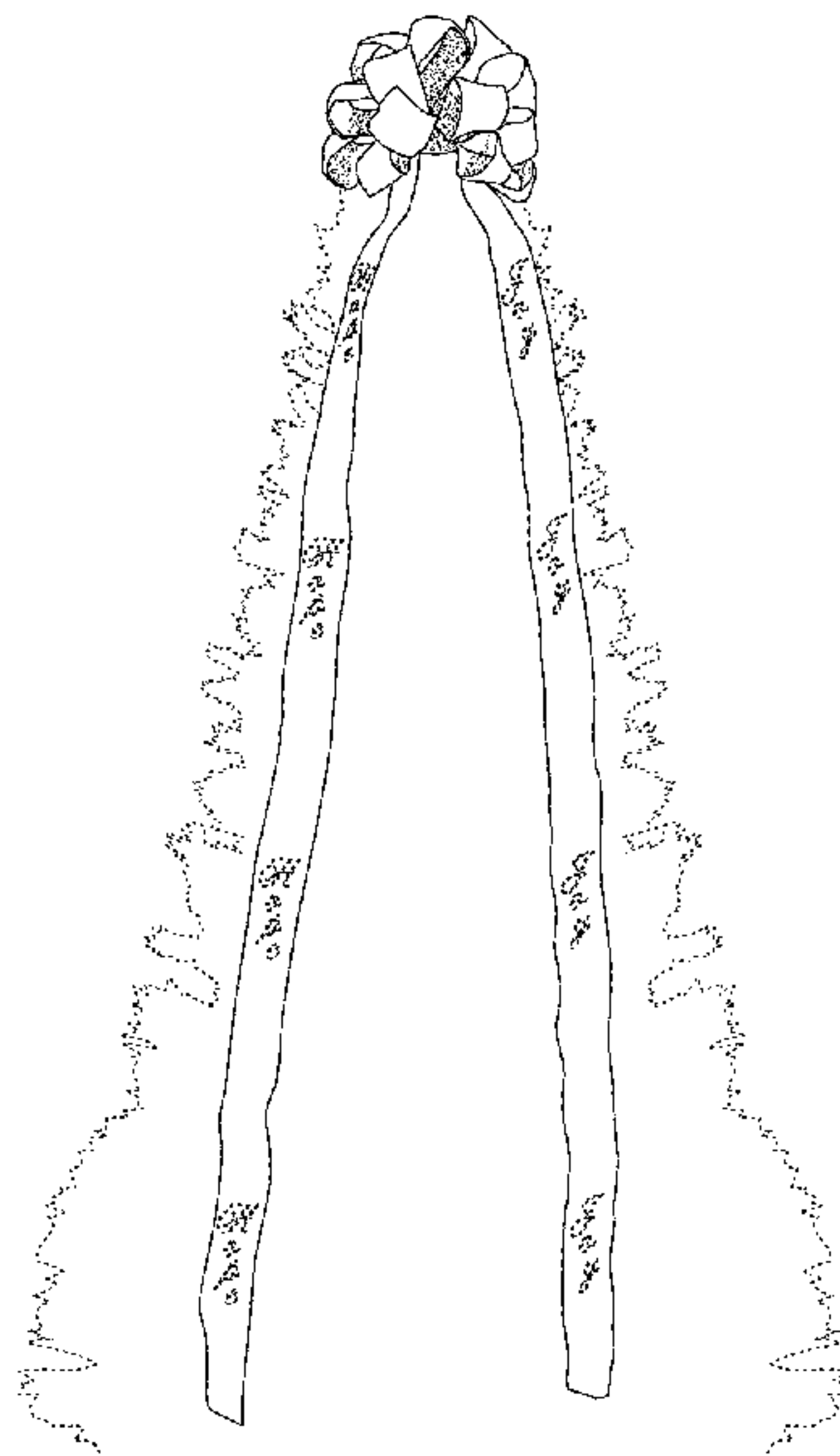
The ornamental design for a Christmas tree topper bow, as shown and described.

DESCRIPTION

FIG. 1 is a perspective view of a Christmas tree topper bow, showing my new design;
FIG. 2 is a front view thereof;
FIG. 3 is a rear view thereof;
FIG. 4 is a right side view thereof;
FIG. 5 is a left side view thereof;
FIG. 6 is a top plan view thereof; and,
FIG. 7 is a bottom plan view thereof.

The broken lines shown in the drawings represent portions of the Christmas tree in FIG. 1 that form no part of the claimed design. The surface shading illustrated in the drawings is provided merely to highlight the contour of the design; it is not intended to be illustrative of texture or gloss.

1 Claim, 6 Drawing Sheets



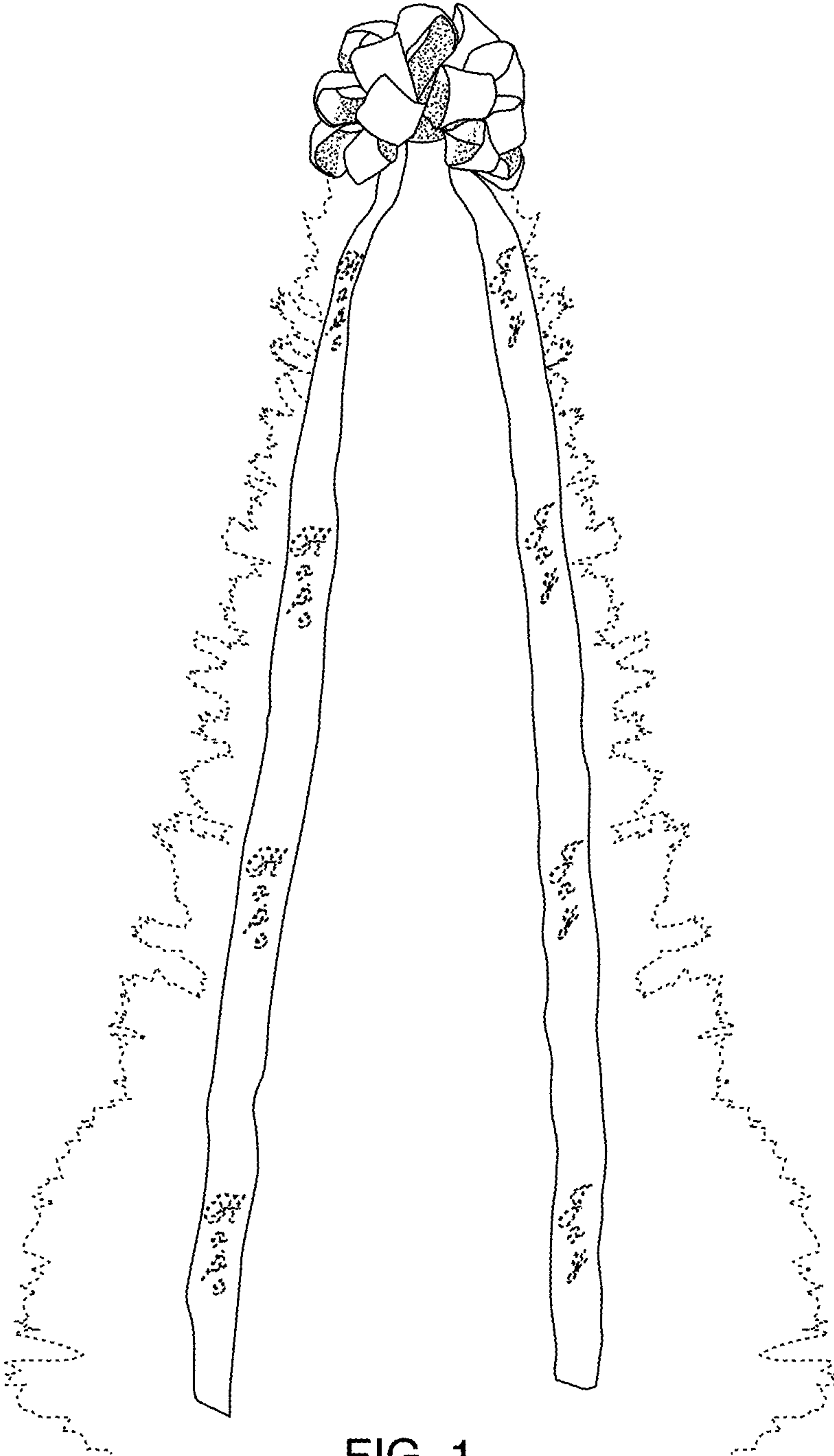


FIG. 1

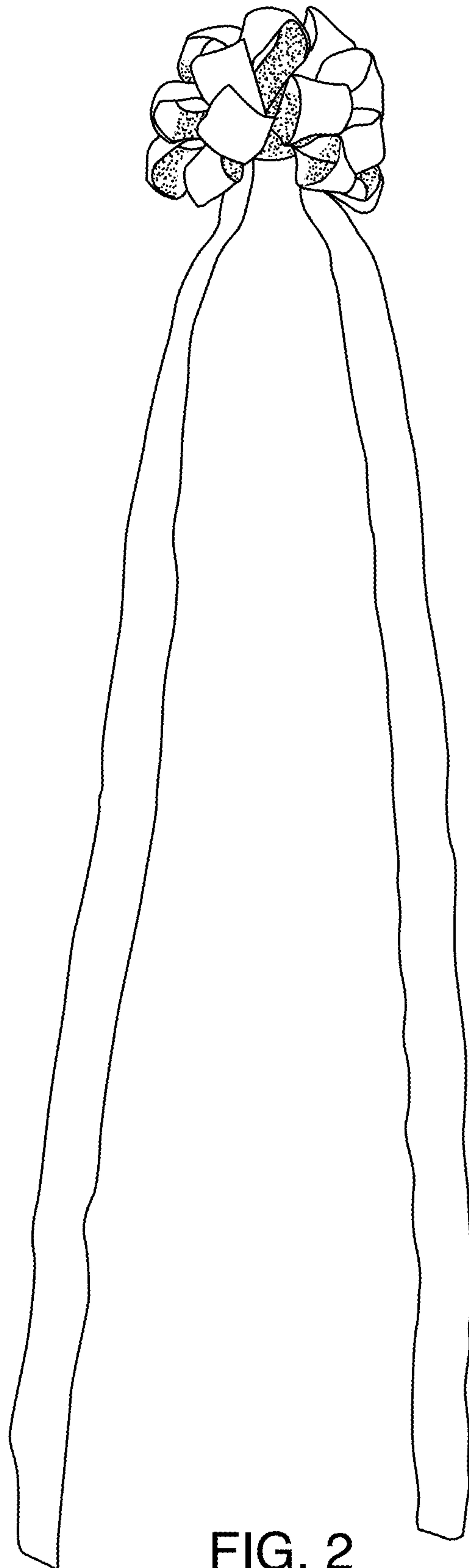


FIG. 2

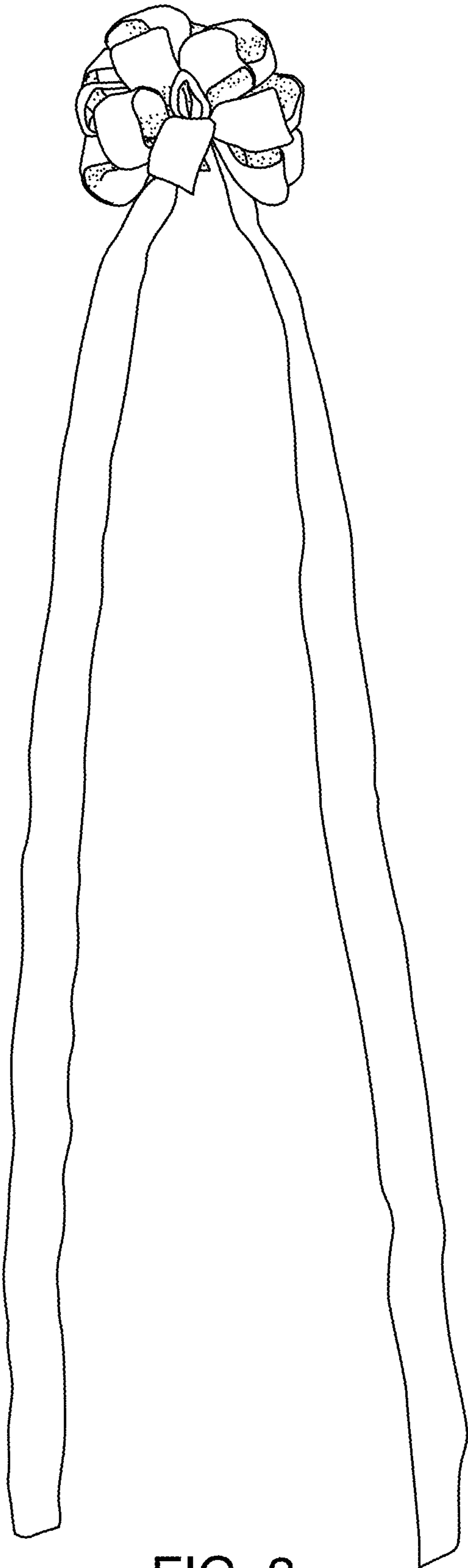


FIG. 3

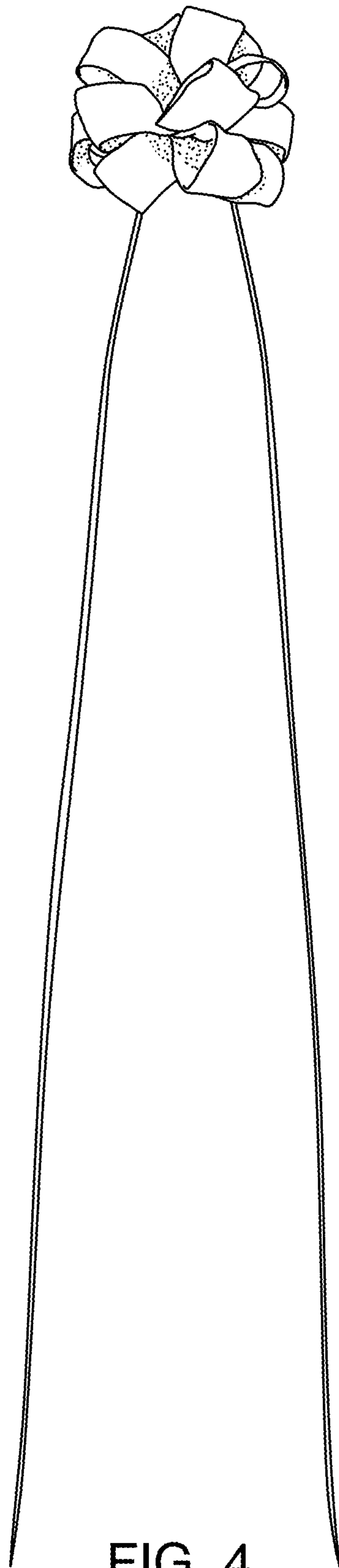


FIG. 4

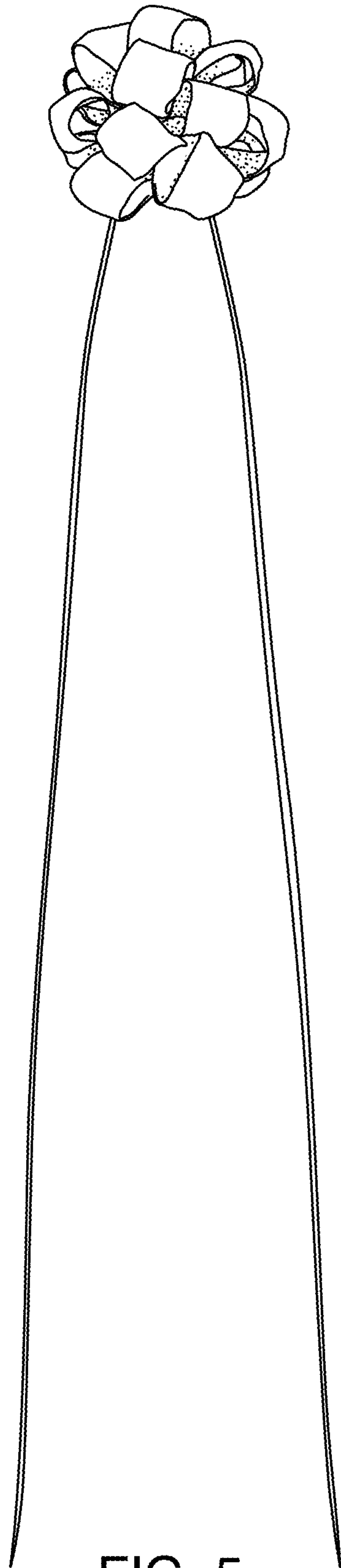


FIG. 5

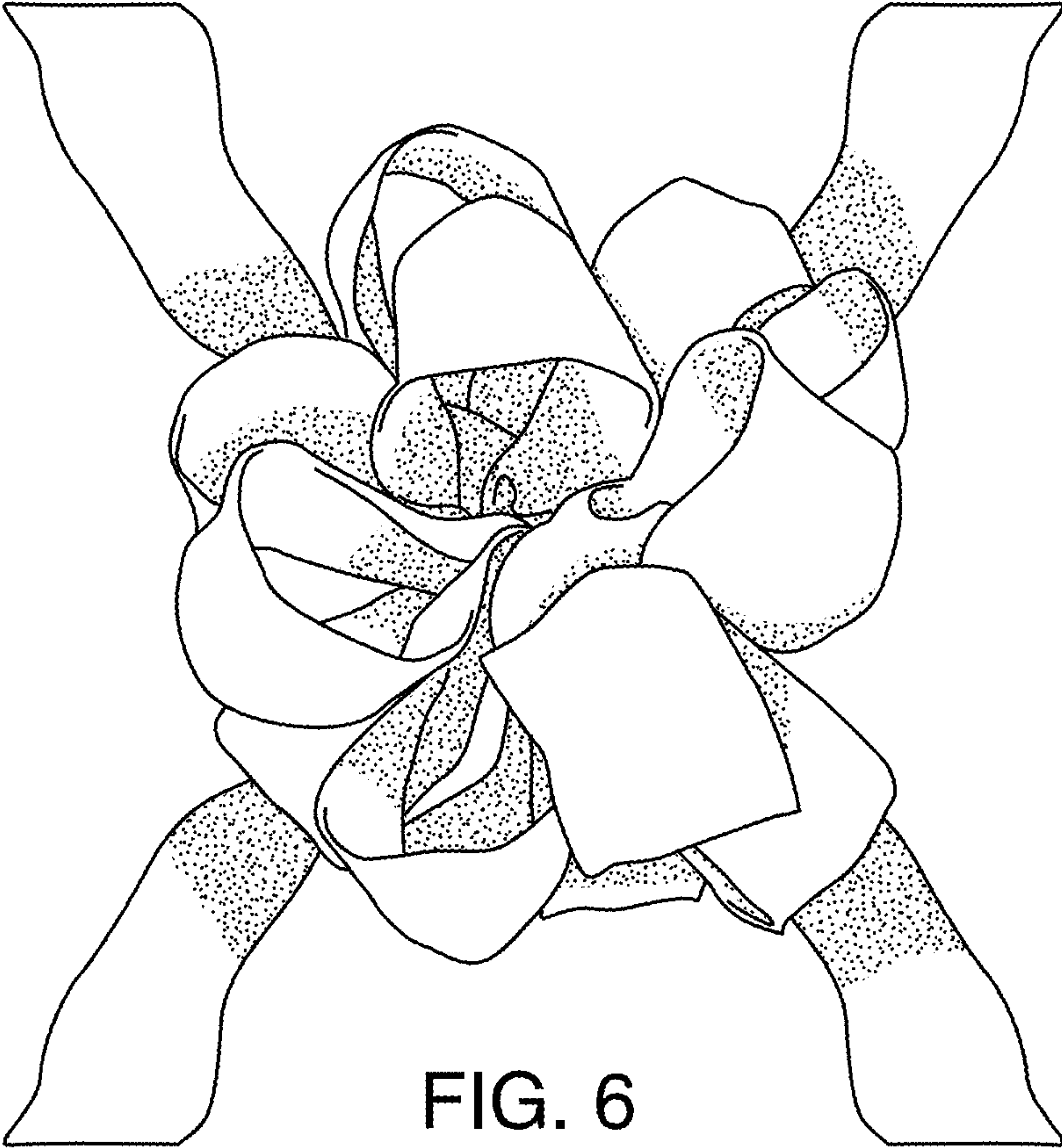


FIG. 6

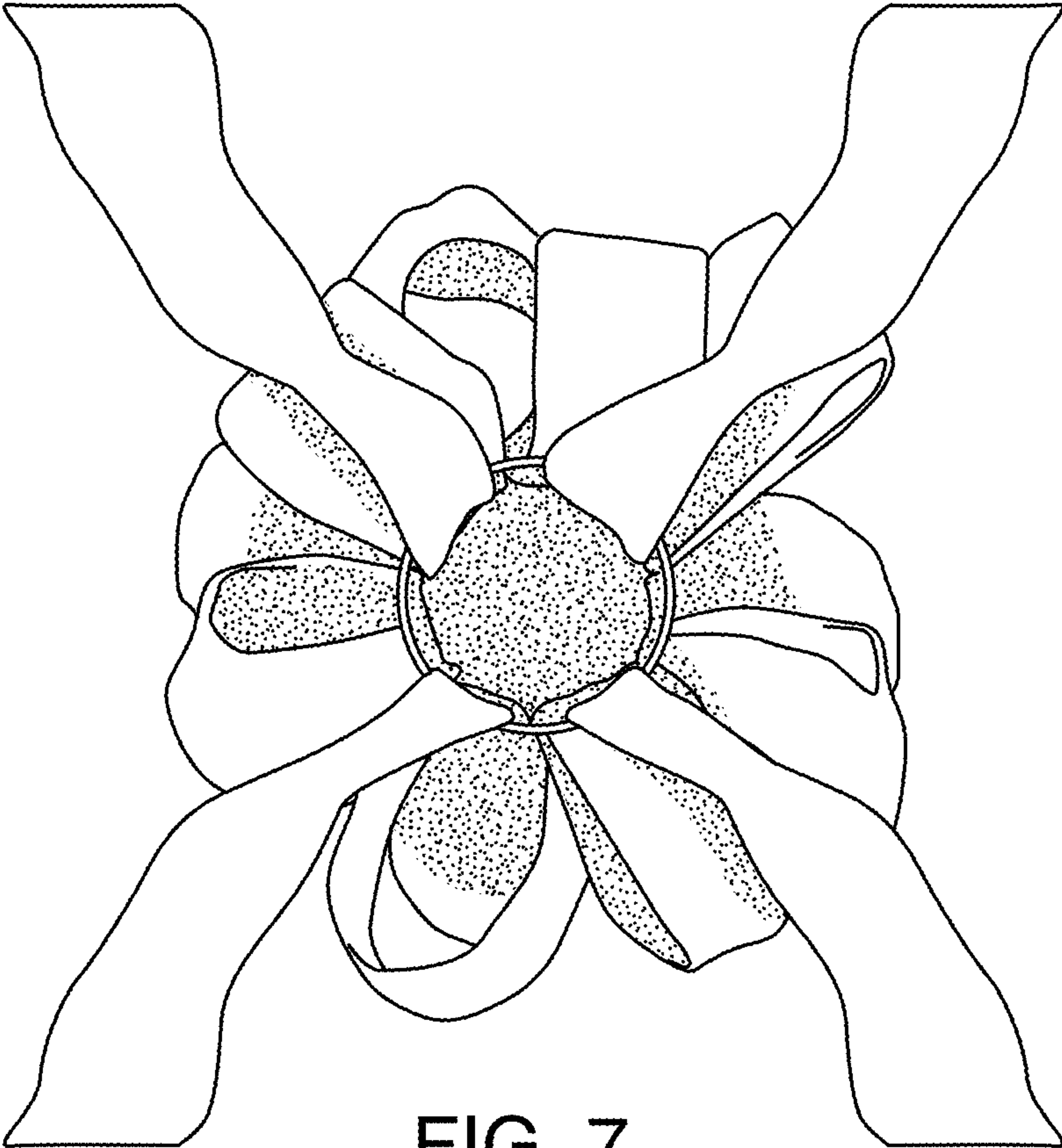


FIG. 7