



US00D771512S

(12) **United States Design Patent** (10) **Patent No.:** **US D771,512 S**
Kalyan et al. (45) **Date of Patent:** **** Nov. 15, 2016**

(54) **SMOKE AND HEAT DETECTOR**
(71) Applicant: **Honeywell International Inc.,**
Morristown, NJ (US)
(72) Inventors: **Vivek Kalyan,** Bangalore (IN);
Aanandh Suttamalli
Balasubramanian, Bangalore (IN);
Antony Baskar Arul, Chennai (IN);
Saikrishna Reddy, Hyderabad (IN);
Arjun Viswanathan, Tiruchirappalli
(IN)
(73) Assignee: **HONEYWELL INTERNATIONAL**
INC., Morristown, NJ (US)

D364,108 S * 11/1995 DeWitt D10/106.5
D368,043 S * 3/1996 Pun D10/106.6
D412,676 S * 8/1999 Layes D10/106.6
D419,476 S * 1/2000 Baker D10/106.5
D424,465 S * 5/2000 Davidson D10/106.1
8,130,113 B1 * 3/2012 Orłowski B65G 39/09
340/679
D715,670 S * 10/2014 Stagg D10/106.5
2015/0339896 A1 * 11/2015 Stagg G08B 5/36
340/521

* cited by examiner

Primary Examiner — Sandra Morris

(74) *Attorney, Agent, or Firm* — Husch Blackwell LLP

(**) Term: **15 Years**

(21) Appl. No.: **29/543,108**

(22) Filed: **Oct. 21, 2015**

(51) **LOC (10) Cl.** **10-05**

(52) **U.S. Cl.**
USPC **D10/106.5**

(58) **Field of Classification Search**
USPC D10/104.1, 106.1–106.7; D16/203;
340/571, 588, 628–630
CPC G08B 5/36; G08B 17/06; G08B 17/10;
G08B 5/38
See application file for complete search history.

(56) **References Cited**

U.S. PATENT DOCUMENTS

D240,120 S * 6/1976 Pasquarette D10/106.5
D346,981 S * 5/1994 Ratzlaff D10/106.5

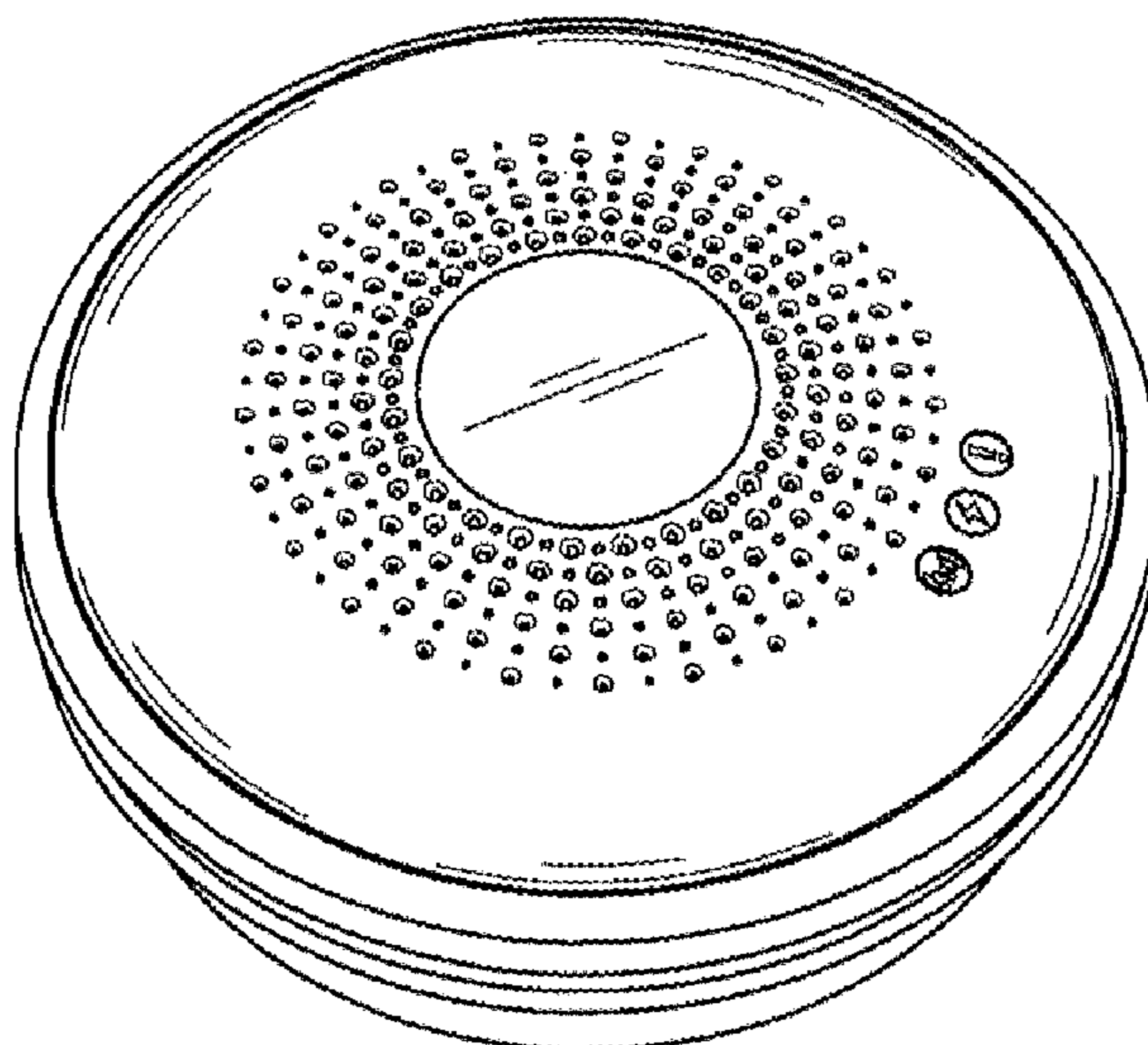
(57) **CLAIM**

The ornamental design for a smoke and heat detector, as shown and described.

DESCRIPTION

FIG. 1 is a perspective view of the smoke and heat detector. FIG. 2 is a front elevation view thereof. FIG. 3 is a first side elevation view thereof, the opposing side view being a mirror image thereof. FIG. 4 is a top plan view thereof; and, FIG. 5 is a bottom plan view thereof. The rear view of the smoke and heat detector illustrated in FIGS. 1-5 is hereby disclaimed and forms no part of the claimed design.

1 Claim, 3 Drawing Sheets



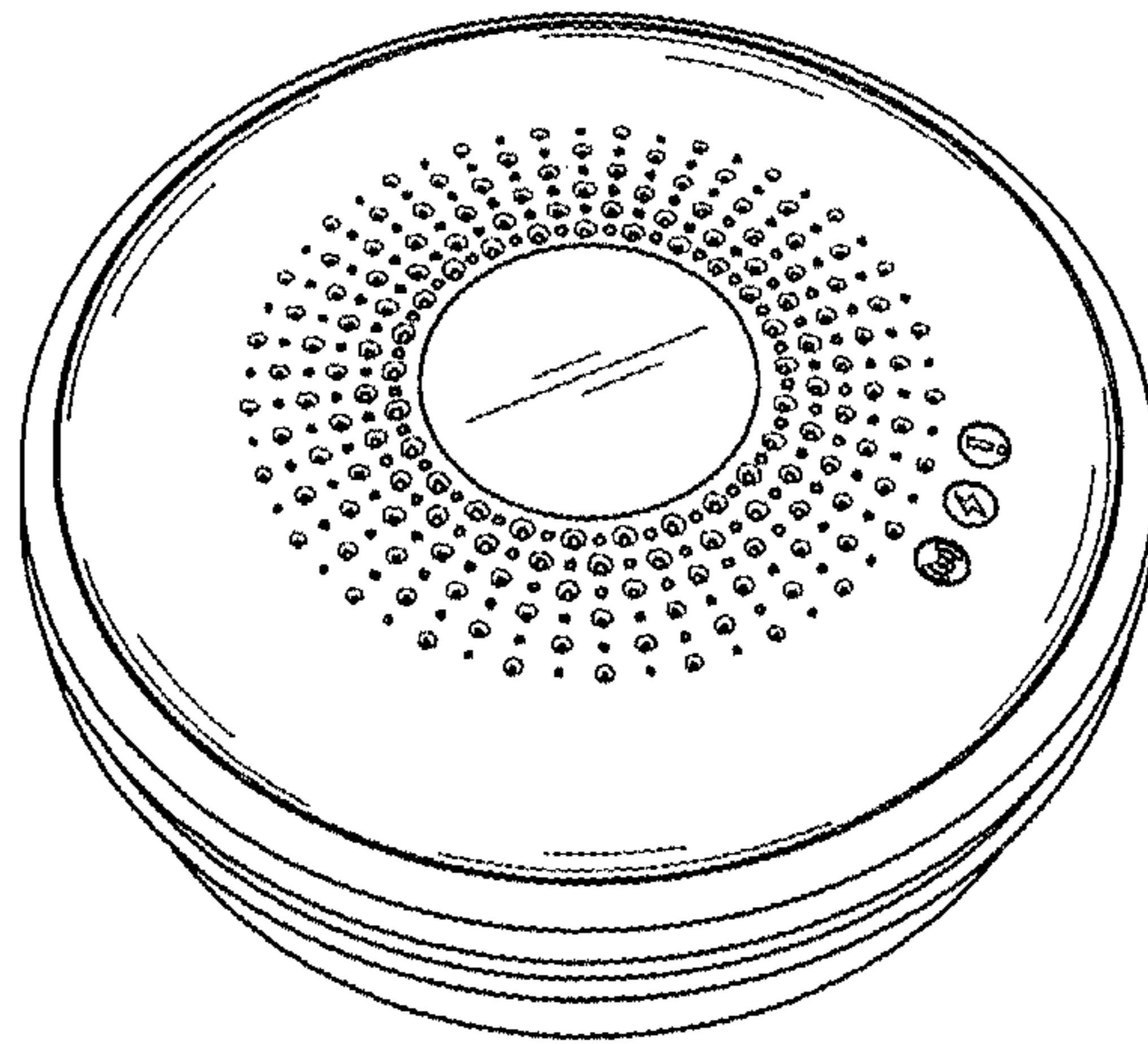


FIG. 1

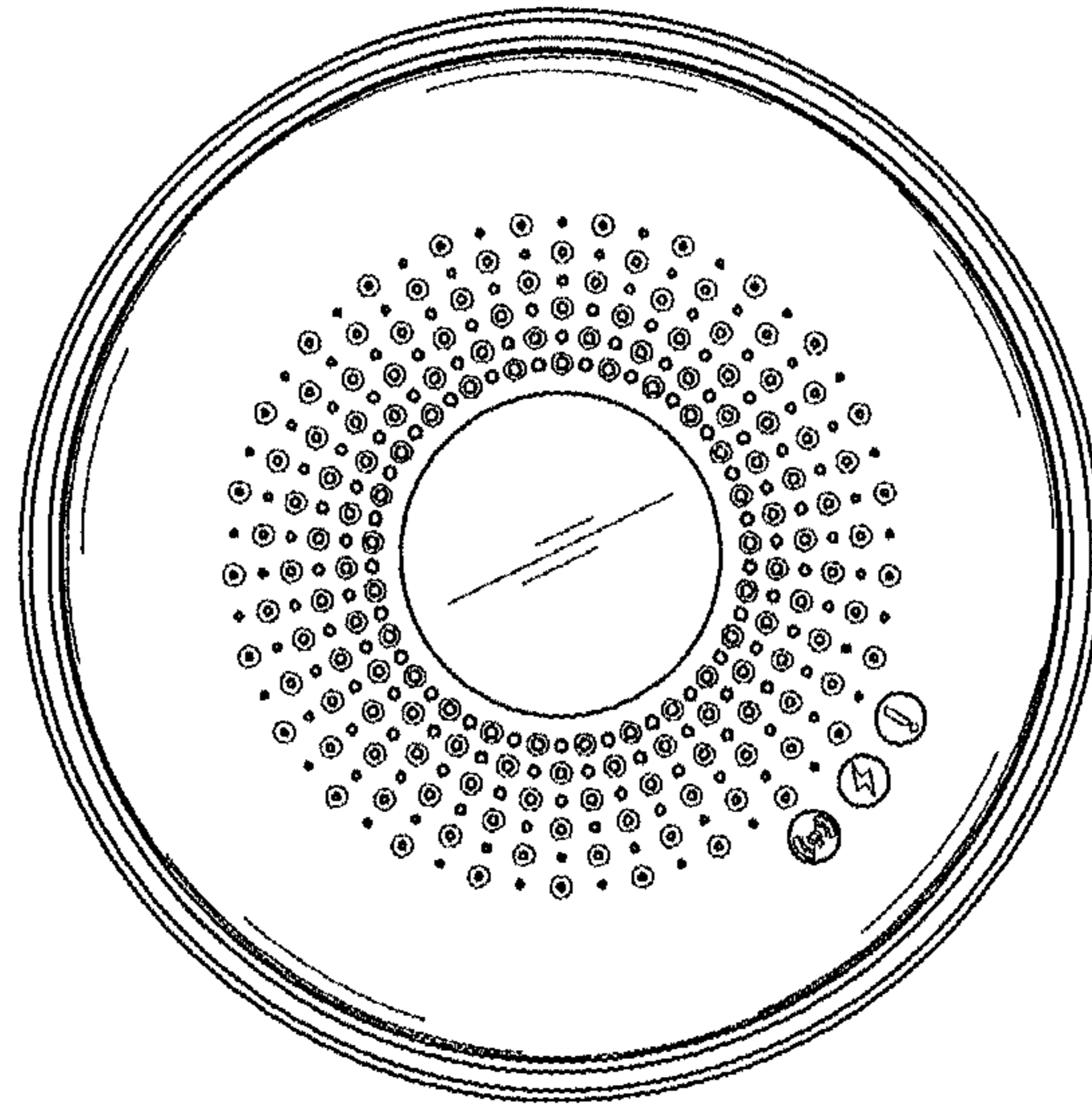


FIG. 2

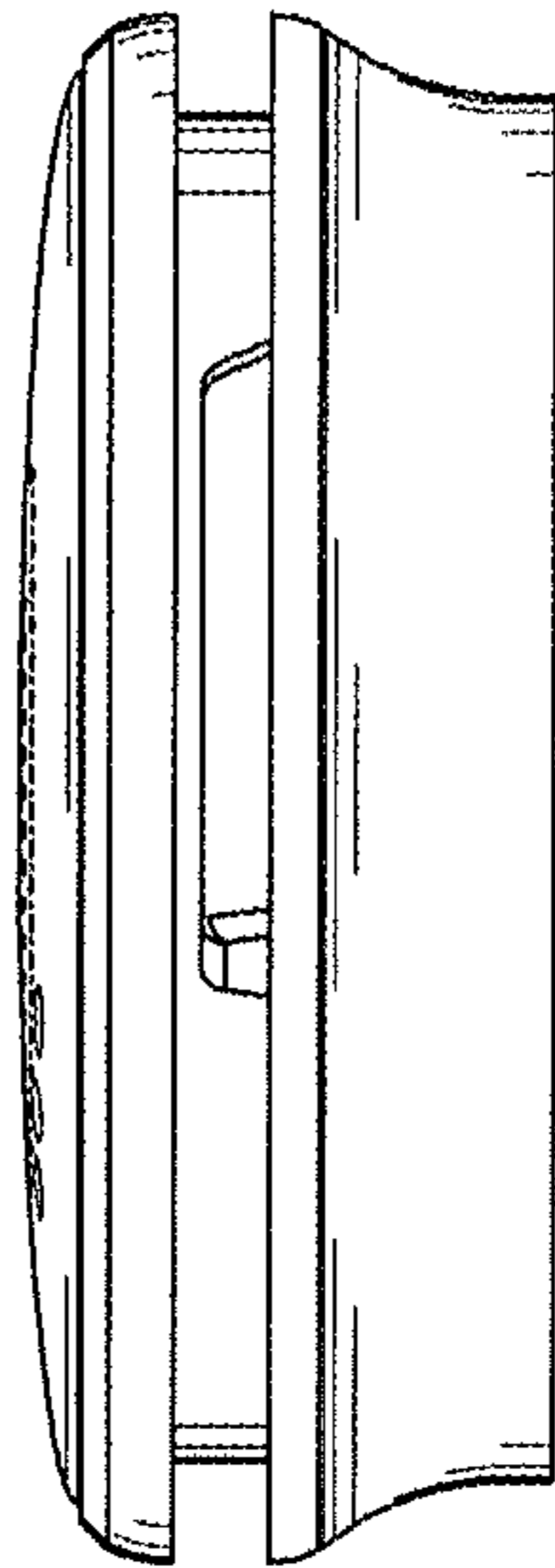


FIG. 3




FIG. 4




FIG. 5