



US00D771506S

(12) **United States Design Patent** (10) **Patent No.:** **US D771,506 S**
Basargin et al. (45) **Date of Patent:** **** Nov. 15, 2016**

(54) **ELECTRONIC WRISTWATCH**

(71) Applicant: **What Watch AG**, Zurich (CH)

(72) Inventors: **Igor Basargin**, Yekaterinburg (RU);
Masashi Kawamura, Tokyo (JP);
Daniel Julier, Helsinki (FI)

(**) Term: **14 Years**

(21) Appl. No.: **29/498,956**

(22) Filed: **Aug. 9, 2014**

(30) **Foreign Application Priority Data**

Feb. 10, 2014 (EM) 002401646

(51) **LOC (10) Cl.** **10-02**

(52) **U.S. Cl.**
USPC **D10/32**

(58) **Field of Classification Search**

USPC D10/30-39, 1-29, 122-132; D14/344,
D14/138 R

CPC G04B 19/00; G04B 19/06; G04B 19/08;
G04B 19/10; G04B 19/106; G04B 37/00;
G04B 37/084; G04B 37/10; G04B 19/22;
G04B 19/247; G04B 19/262; G08B 25/016;
G04G 17/00; G04G 17/08; G04G 9/00;
G04G 9/0082; H04M 1/6041; H04M 1/6066

See application file for complete search history.

(56) **References Cited**

U.S. PATENT DOCUMENTS

268,902 A * 12/1882 Jacquemin G04B 19/247
368/37
1,264,650 A * 4/1918 Horcasitas et al. G04B 37/10
224/170
D59,740 S * 11/1921 Gruen D10/39
D69,291 S * 1/1926 Tannenbaum D10/36

(Continued)

Primary Examiner — Sandra Snapp

(74) Attorney, Agent, or Firm — Schiff Hardin LLP

(57) **CLAIM**

The ornamental design for an electronic wristwatch, as shown and described.

DESCRIPTION

The application file contains at least one drawing executed in color. Copies of this patent application with color drawing(s) will be provided by the Office upon request and payment of the necessary fee.

FIG. 1 is a front elevational view of an electronic wristwatch showing our new design;

FIG. 2 is a right side elevational view thereof;

FIG. 3 is a left side elevational view thereof;

FIG. 4 is a rear elevational view thereof;

FIG. 5 is a bottom plan view thereof;

FIG. 6 is a top plan view thereof;

FIG. 7 is a front elevational view of a second embodiment an electronic wristwatch of our design having a red button and a red second hand;

FIG. 8 is a right side elevational view of the second embodiment of FIG. 7;

FIG. 9 is a left side elevational view of the second embodiment of FIG. 7;

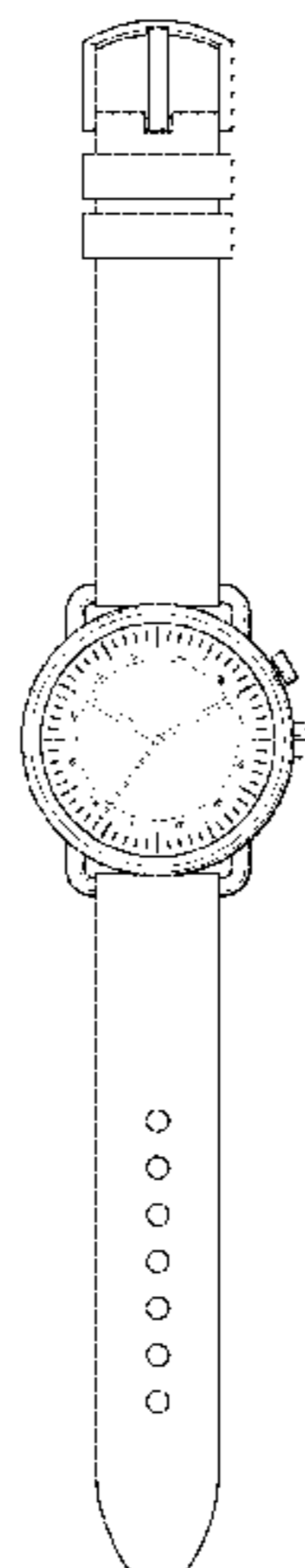
FIG. 10 is a rear elevational view of the second embodiment of FIG. 7;

FIG. 11 is a bottom plan view of the second embodiment of FIG. 7; and,

FIG. 12 is a top plan view of the second embodiment of FIG. 7.

For any color drawings, only the components shown in red are limited by color and all remaining components are not limited by color. Furthermore, as one skilled in the art will understand, the second hand depicted in red in any color drawings sweeps across the face of the electronic wristwatch and is not limited to the position indicated in the drawings. The broken lines in the figures have been shown for the purpose of illustrating unclaimed boundaries, the areas within which form no part of the claimed design.

1 Claim, 10 Drawing Sheets
(4 of 10 Drawing Sheet(s) Filed in Color)



(56)

References Cited

U.S. PATENT DOCUMENTS

2,332,459 A * 10/1943 Muney G04B 37/084
 215/276
 D222,784 S * 12/1971 Kurth D10/39
 D244,707 S * 6/1977 Tiep D10/38
 4,435,795 A * 3/1984 Frank G04B 19/262
 368/16
 D282,914 S * 3/1986 Maron D10/39
 D285,908 S * 9/1986 Maron D10/30
 D301,693 S * 6/1989 Canta D10/126
 D302,664 S * 8/1989 Dawson, Jr. D10/15
 D312,793 S * 12/1990 Fujiwara D10/39
 D326,617 S * 6/1992 Bulgari D10/39
 5,197,043 A * 3/1993 Strader G04B 19/22
 368/23
 D355,613 S * 2/1995 Takani D10/30
 D360,142 S * 7/1995 Polenberg D10/30
 D373,957 S * 9/1996 Mareschal D10/30

5,734,628 A * 3/1998 Akasaka G04B 19/10
 368/227
 D409,504 S * 5/1999 Collier D10/126
 D416,814 S * 11/1999 Welsh D10/31
 D417,158 S * 11/1999 Krauss D10/30
 D418,065 S * 12/1999 Bagnasco D10/3
 6,084,828 A * 7/2000 Bland G04G 9/0082
 368/223
 D455,662 S * 4/2002 Johnston D10/32
 6,826,120 B1 * 11/2004 Decker G08B 25/016
 368/10
 D522,885 S * 6/2006 Le D10/32
 D543,122 S * 5/2007 Lafever D10/32
 D565,987 S * 4/2008 Krieger D10/126
 D583,682 S * 12/2008 Blank D10/32
 D631,764 S * 2/2011 Furetta D10/32
 2006/0291334 A1 * 12/2006 Heck G04G 17/08
 368/47
 2007/0042821 A1 * 2/2007 Lee H04M 1/6066
 455/575.6

* cited by examiner

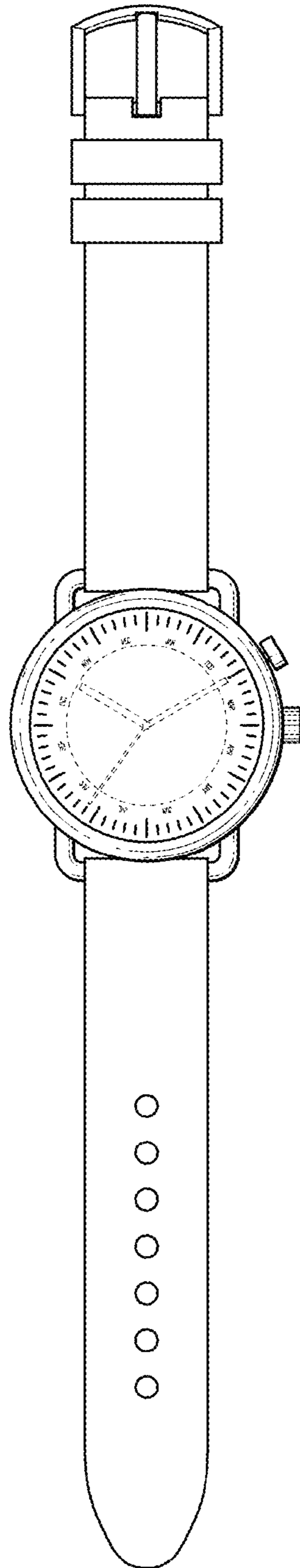


FIG. 1

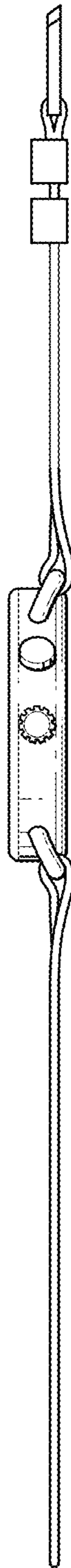


FIG. 2



FIG. 3

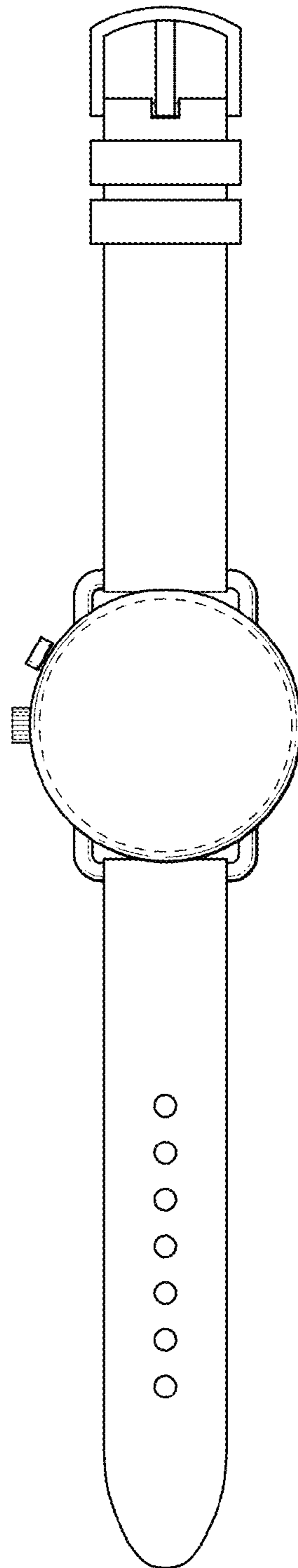


FIG. 4



FIG. 5



FIG. 6

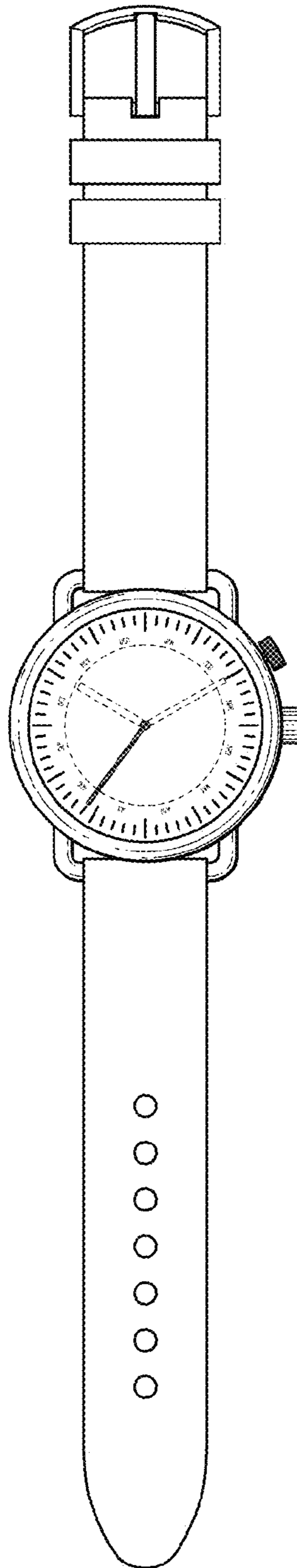


FIG. 7



FIG. 8

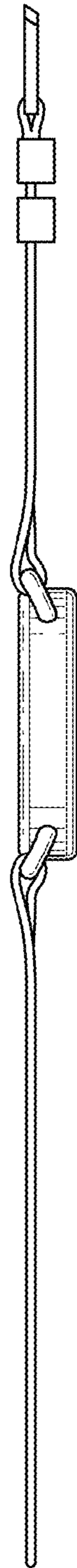


FIG. 9

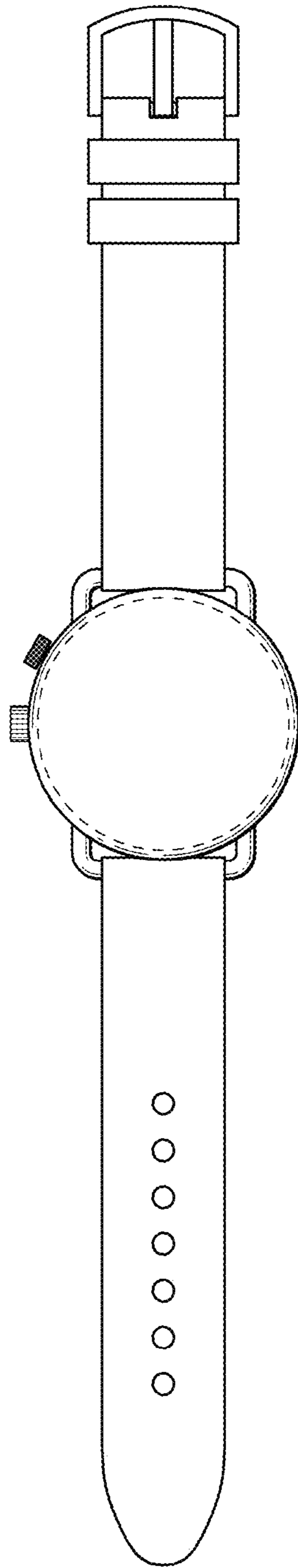


FIG. 10

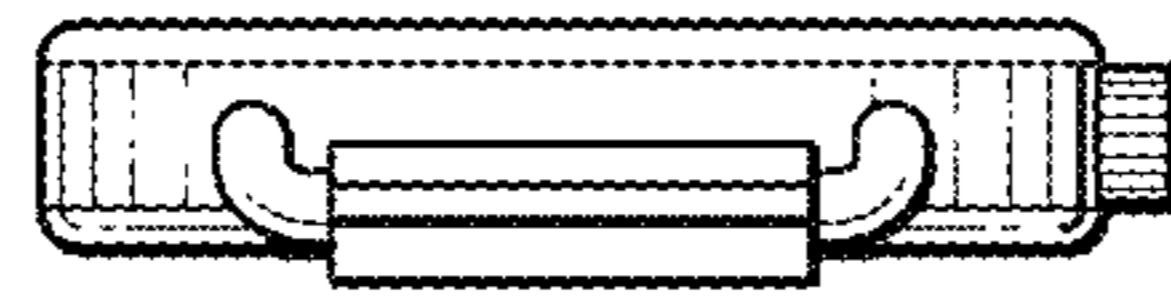


FIG. 11




FIG. 12