



US00D771505S

(12) **United States Design Patent**
Cerrato

(10) **Patent No.:** **US D771,505 S**

(45) **Date of Patent:** **** Nov. 15, 2016**

(54) **WATCH CASE**

(71) Applicant: **TUDOR WATCH U.S.A., LLC**, New York, NY (US)

(72) Inventor: **Davide Cerrato**, Geneva (CH)

(73) Assignee: **TUDOR WATCH U.S.A., LLC**, New York, NY (US)

(**) Term: **15 Years**

(21) Appl. No.: **29/537,507**

(22) Filed: **Aug. 26, 2015**

(30) **Foreign Application Priority Data**

Feb. 26, 2015 (CH) 141308

(51) **LOC (10) Cl.** **10-02**

(52) **U.S. Cl.**
USPC **D10/30; D10/39**

(58) **Field of Classification Search**
USPC D10/30-39, 1-29, 122-132; 368/10, 368/15-18, 21, 28, 37, 80, 223, 228, 232, 368/276, 277, 281, 282, 285, 294, 295, 308, 368/319

CPC G04B 17/00; G04B 17/02; G04B 17/005; G04B 17/285; G04B 37/00; G04B 37/0008; G04B 37/0058; G04B 45/00; G04B 45/038; G04B 45/0069; G04B 45/0076; G04B 45/02; G04B 29/00

See application file for complete search history.

(56) **References Cited**

U.S. PATENT DOCUMENTS

D186,180 S * 9/1959 Diamond D10/39
D240,026 S * 5/1976 Szalek D10/126

D329,020 S * 9/1992 Iwata D10/30
D353,780 S * 12/1994 Schneider D10/32
D525,537 S * 7/2006 Monachon D10/32
D569,276 S * 5/2008 Scheufele D10/39
D577,297 S * 9/2008 Lalo D10/32
D584,171 S * 1/2009 Monachon D10/32
D679,200 S * 4/2013 Jacquerye D10/39
D695,637 S * 12/2013 Jacquerye D10/39
D712,754 S * 9/2014 Loth D10/32
D729,075 S * 5/2015 Delhotal D10/126
D732,985 S * 6/2015 Cerrato D10/39
D750,505 S * 3/2016 Cerrato D10/30

* cited by examiner

Primary Examiner — Susan Bennett Hattan

Assistant Examiner — Jennifer Wright

(74) *Attorney, Agent, or Firm* — Sughrue Mion, PLLC

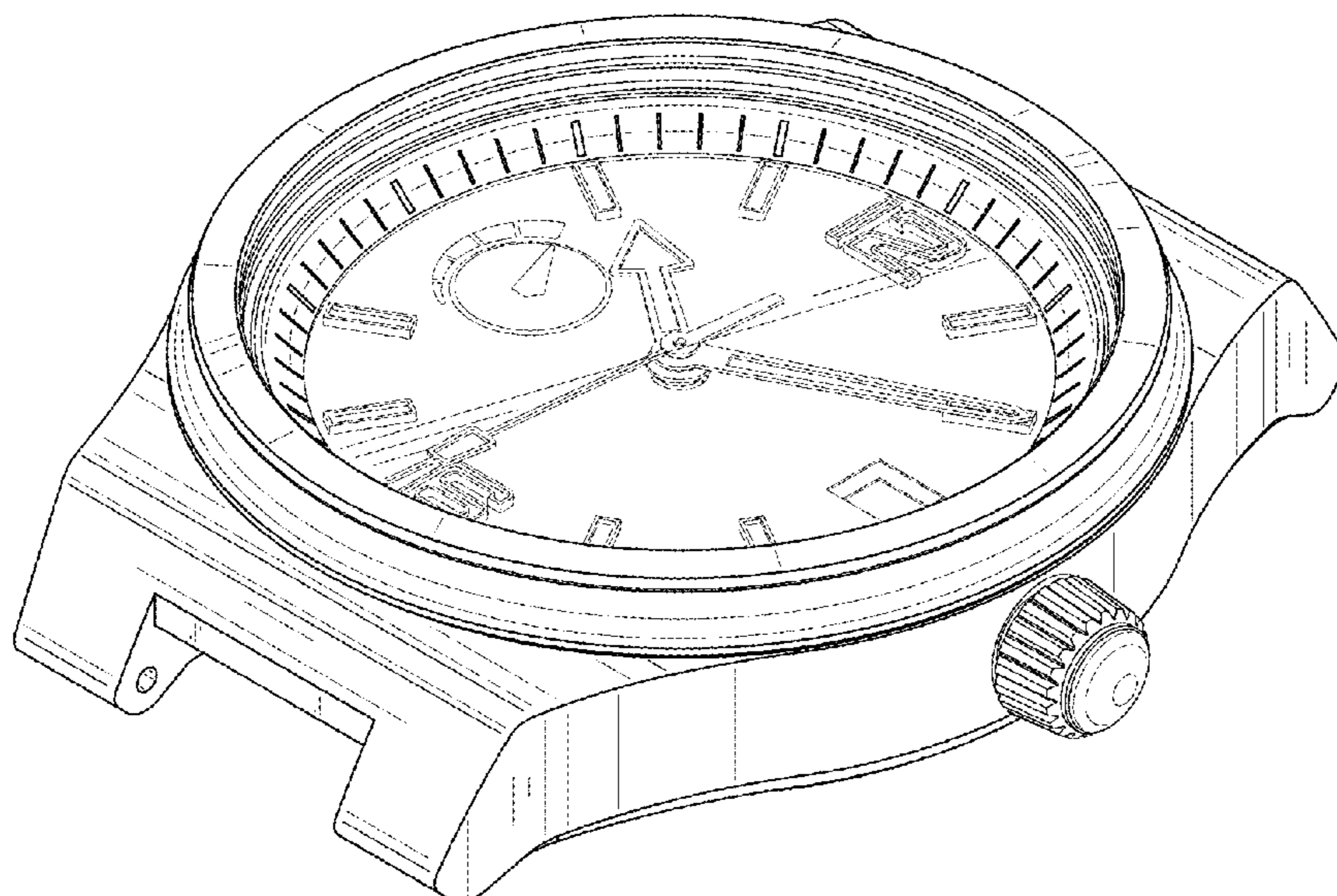
(57) **CLAIM**

The ornamental design for a watch case, as shown and described.

DESCRIPTION

FIG. 1 is a front perspective view of the watch case according to my new design;
FIG. 2 is a front view thereof;
FIG. 3 is a right side view thereof;
FIG. 4 is a left side view thereof;
FIG. 5 is a rear view thereof;
FIG. 6 is a top view thereof;
FIG. 7 is a bottom view thereof; and,
FIG. 8 is a rear perspective view thereof.
The portions in broken lines form no part of the claimed design.

1 Claim, 8 Drawing Sheets



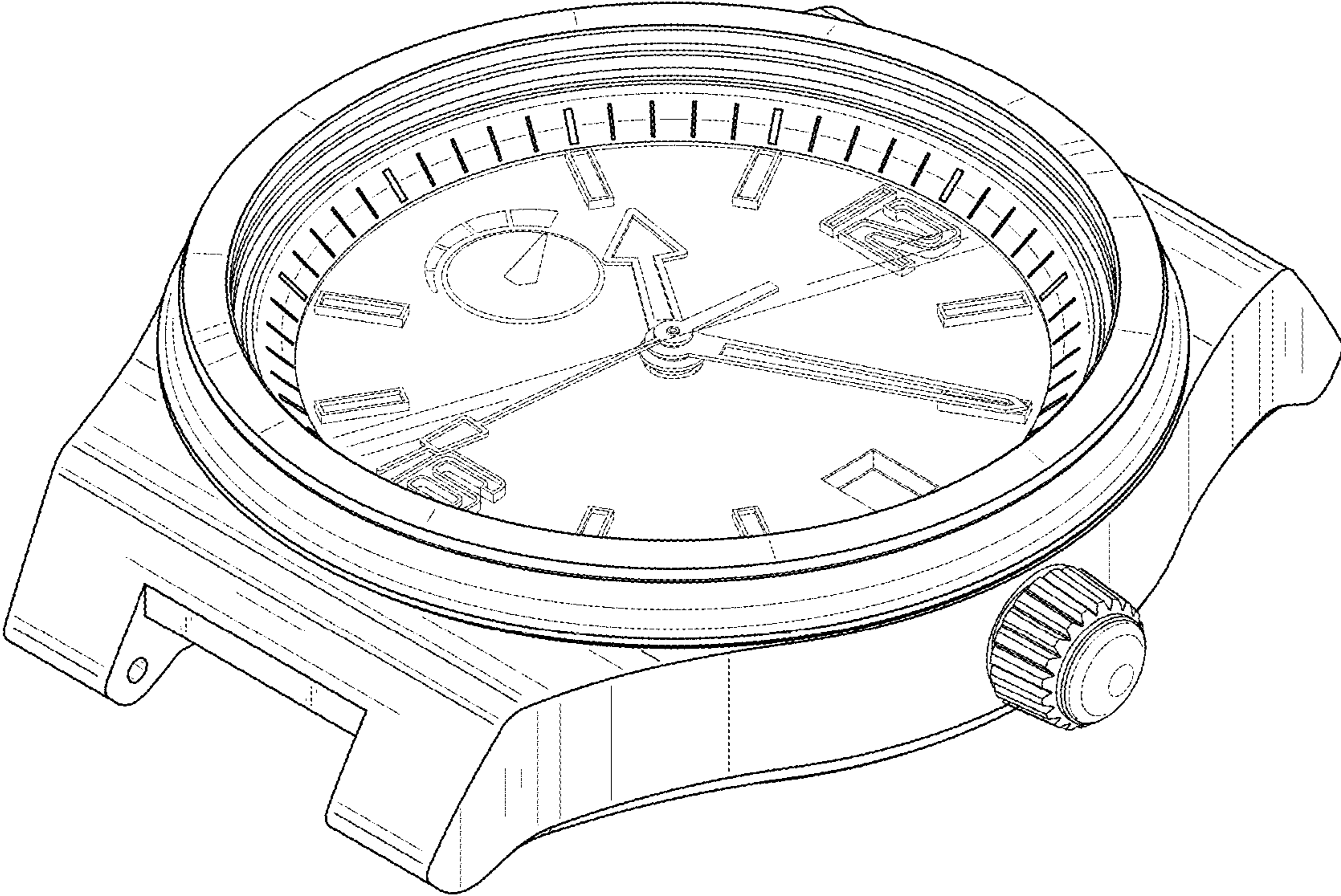


FIG. 1



FIG. 2

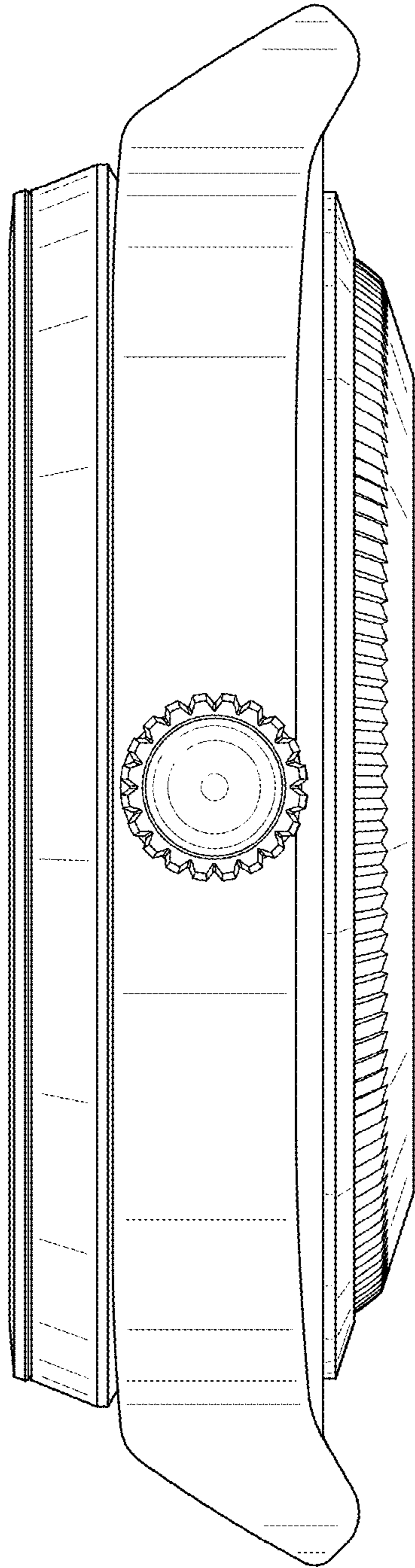


FIG. 3

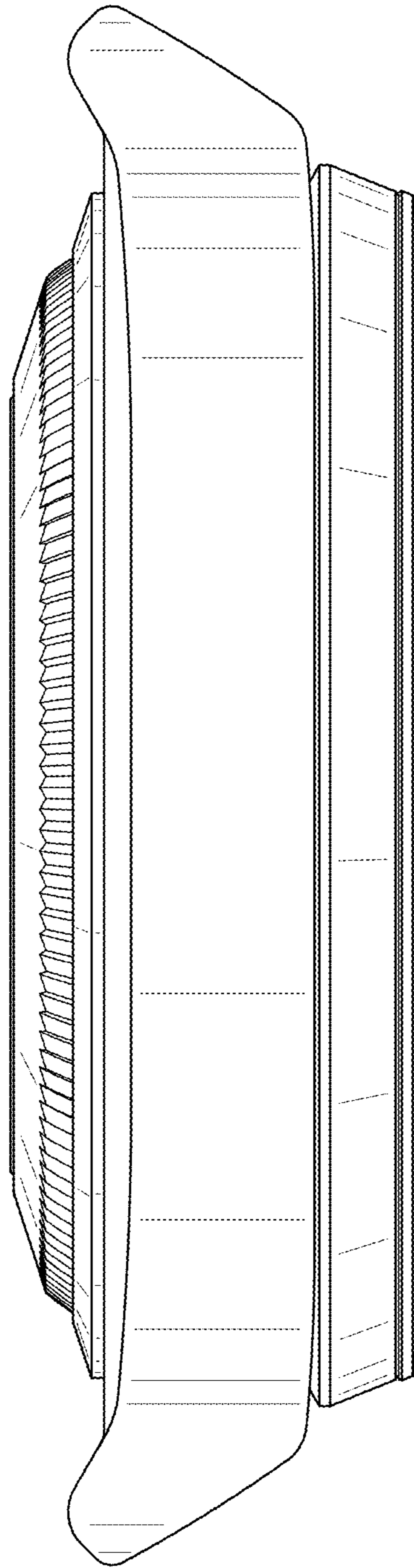


FIG. 4



FIG. 5

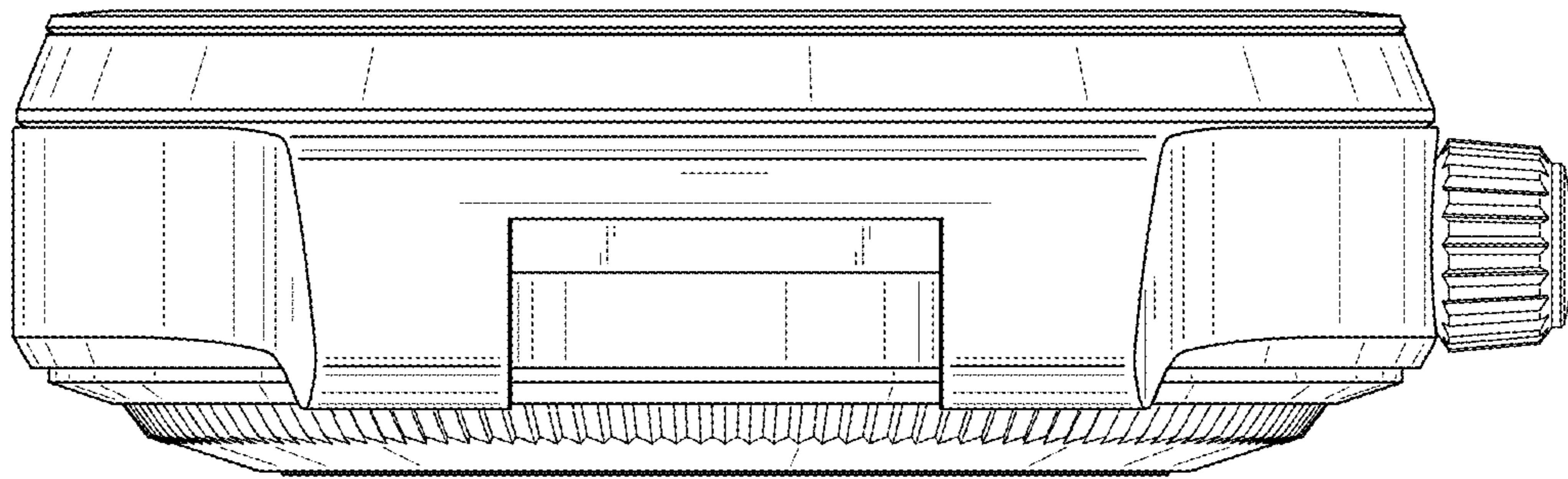


FIG. 6

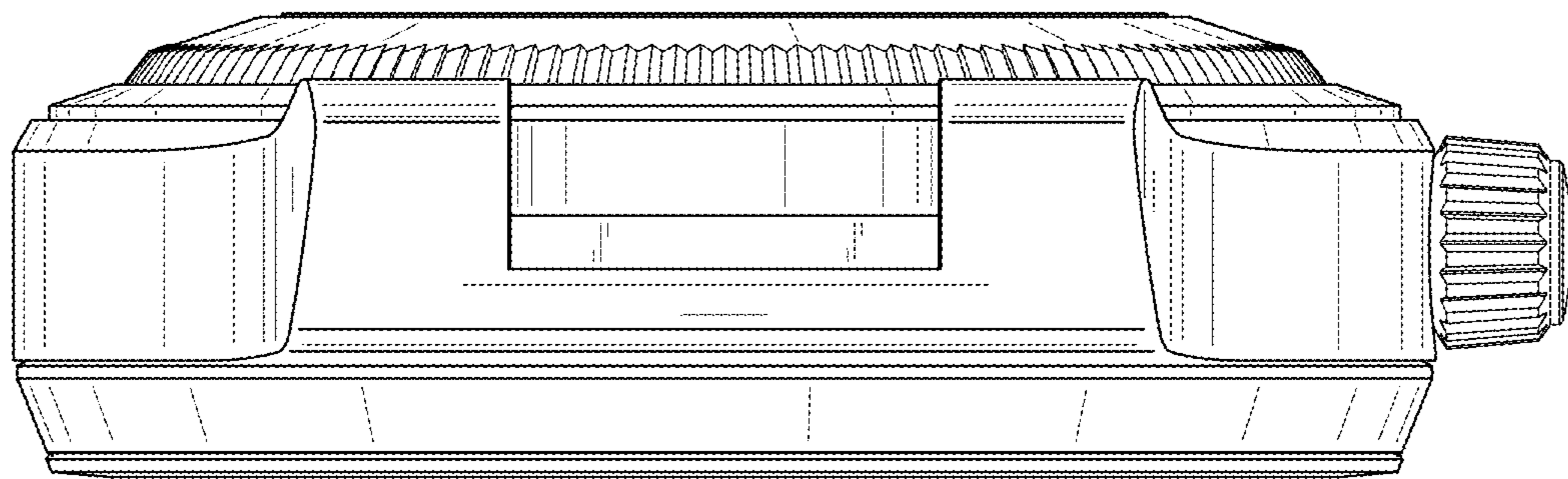


FIG. 7



FIG. 8