



US00D771483S

(12) **United States Design Patent** (10) **Patent No.:** **US D771,483 S**  
**Bonno et al.** (45) **Date of Patent:** **\*\* Nov. 15, 2016**

(54) **ARTICLE HOLDER**

- (71) Applicant: **Nationwide Promotions, LLC**, San Diego, CA (US)
- (72) Inventors: **Chris Bonno**, Irvine, CA (US); **Didem Ellermeyer**, Irvine, CA (US)
- (73) Assignee: **Nationwide Promos, LLC**, San Diego, CA (US)
- (\*\*) Term: **15 Years**
- (21) Appl. No.: **29/530,979**
- (22) Filed: **Jun. 22, 2015**

**Related U.S. Application Data**

- (63) Continuation of application No. 14/746,253, filed on Jun. 22, 2015.
- (51) **LOC (10) Cl.** ..... **08-08**
- (52) **U.S. Cl.**  
USPC ..... **D8/394**
- (58) **Field of Classification Search**  
USPC ..... D8/394, 395, 396, 382, 72, 354, 356, D8/355, 73, 371, 373; 248/68.1, 74.3, 62; 285/420; D3/207, 208, 266; 24/303  
CPC ..... F16L 23/08; F16L 3/085; F16L 3/221; F16L 3/137; F16L 3/08; E21F 17/02; Y10S 248/913; A44B 21/00; A44F 5/00; E05D 1/02; F16B 2/22

See application file for complete search history.

(56) **References Cited**

U.S. PATENT DOCUMENTS

D165,639 S *	1/1952	Dumas	.....	D3/207
3,529,328 A *	9/1970	Davison	.....	A47G 25/485
				16/87.2
D228,630 S *	10/1973	Brown	.....	D8/394
5,186,373 A *	2/1993	Taylor	.....	A45F 5/02
				224/183
5,682,653 A *	11/1997	Berglof	.....	G09F 1/10
				224/183
D445,251 S *	7/2001	Newler	.....	D3/215
D471,709 S *	3/2003	Coyne	.....	D3/263
D710,097 S *	8/2014	Forbus	.....	D3/266
8,915,408 B1 *	12/2014	Hill	.....	A61J 9/06
				224/148.4
D729,655 S *	5/2015	Bauer	.....	D10/70
D751,889 S *	3/2016	Thiltges	.....	D8/394

\* cited by examiner

*Primary Examiner* — Ralf Seifert

(74) *Attorney, Agent, or Firm* — Donn K. Harms

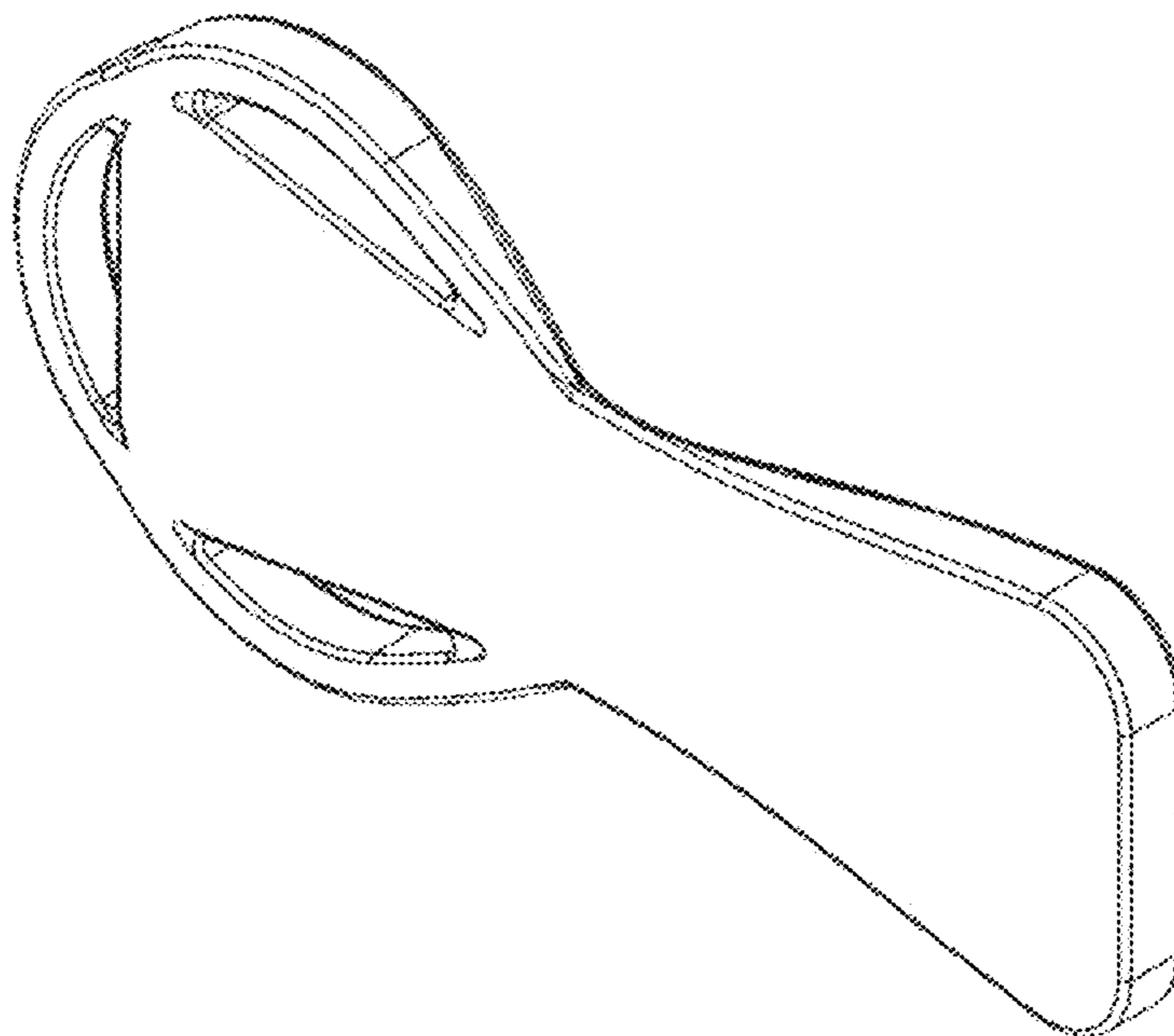
(57) **CLAIM**

The ornamental design for an article holder, as shown and described.

**DESCRIPTION**

FIG. 1 is a perspective view of the new design;  
 FIG. 2 is a front elevational view of the design;  
 FIG. 3 is a rear elevational view of the design;  
 FIG. 4 is a view of a first end of the design;  
 FIG. 5 is a view of a second end of the design, opposite the first end view of FIG. 4;  
 FIG. 6 is a view of a first side of the design; and,  
 FIG. 7 is a view of a second side of the design, opposite the first side view of FIG. 7.

**1 Claim, 2 Drawing Sheets**



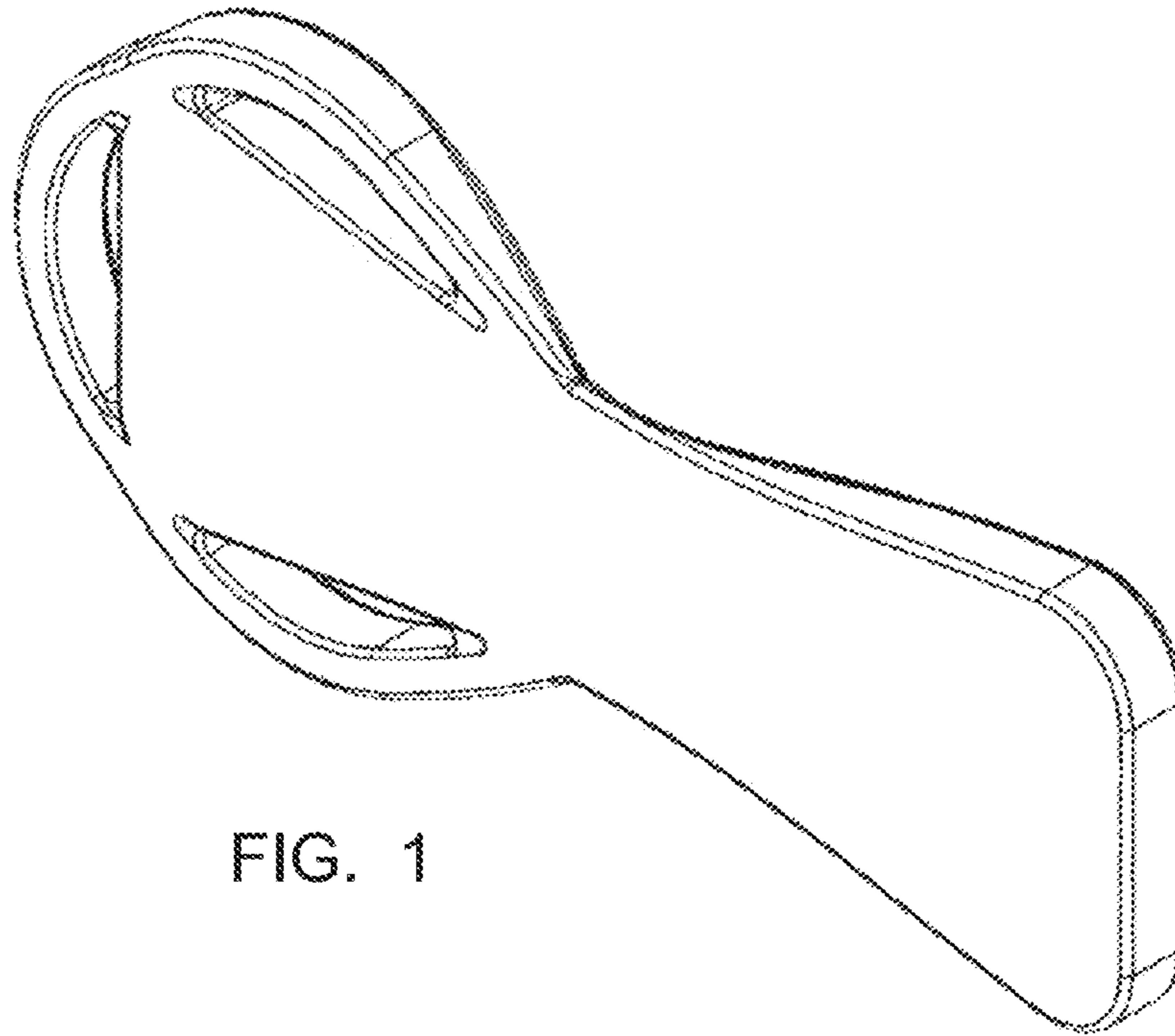


FIG. 1

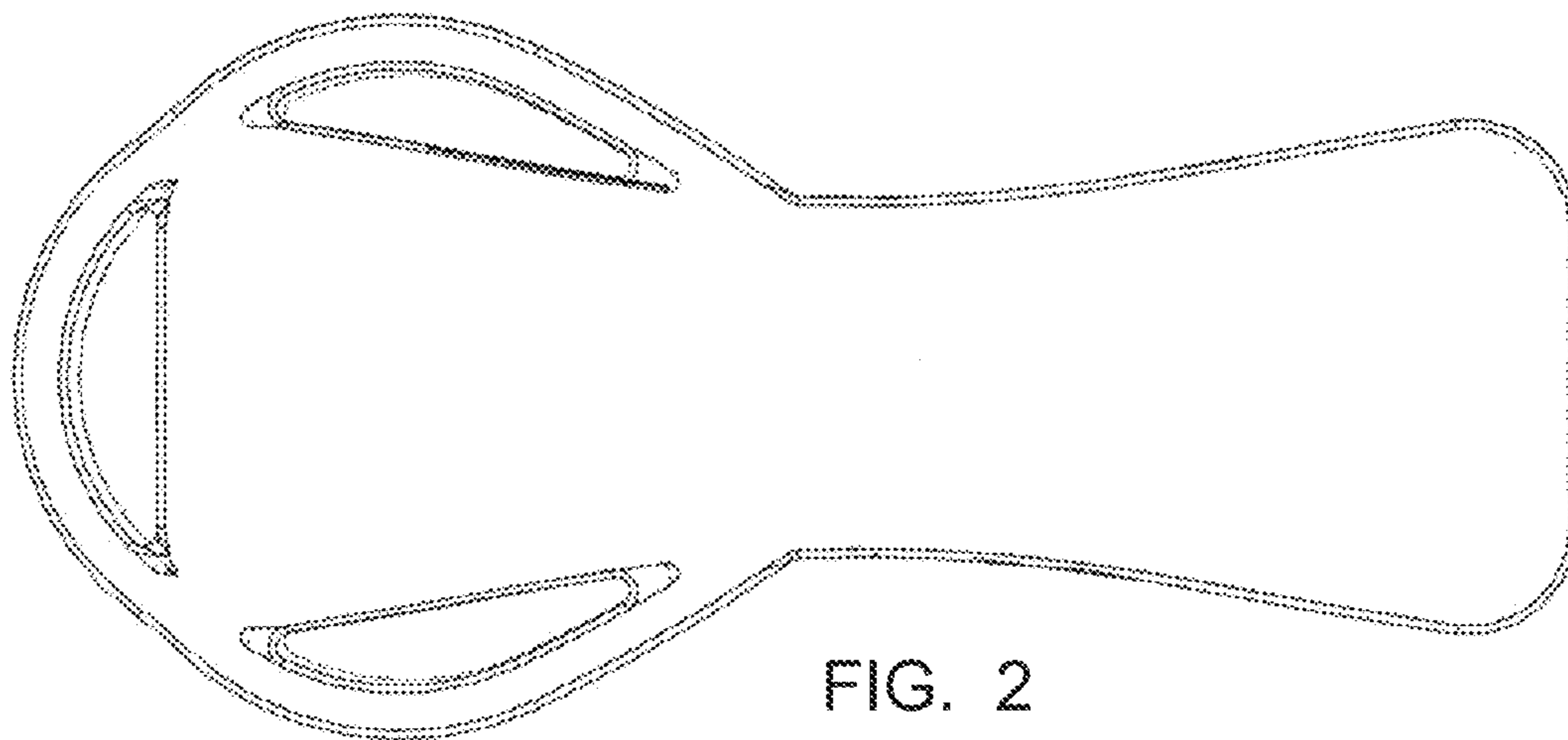


FIG. 2

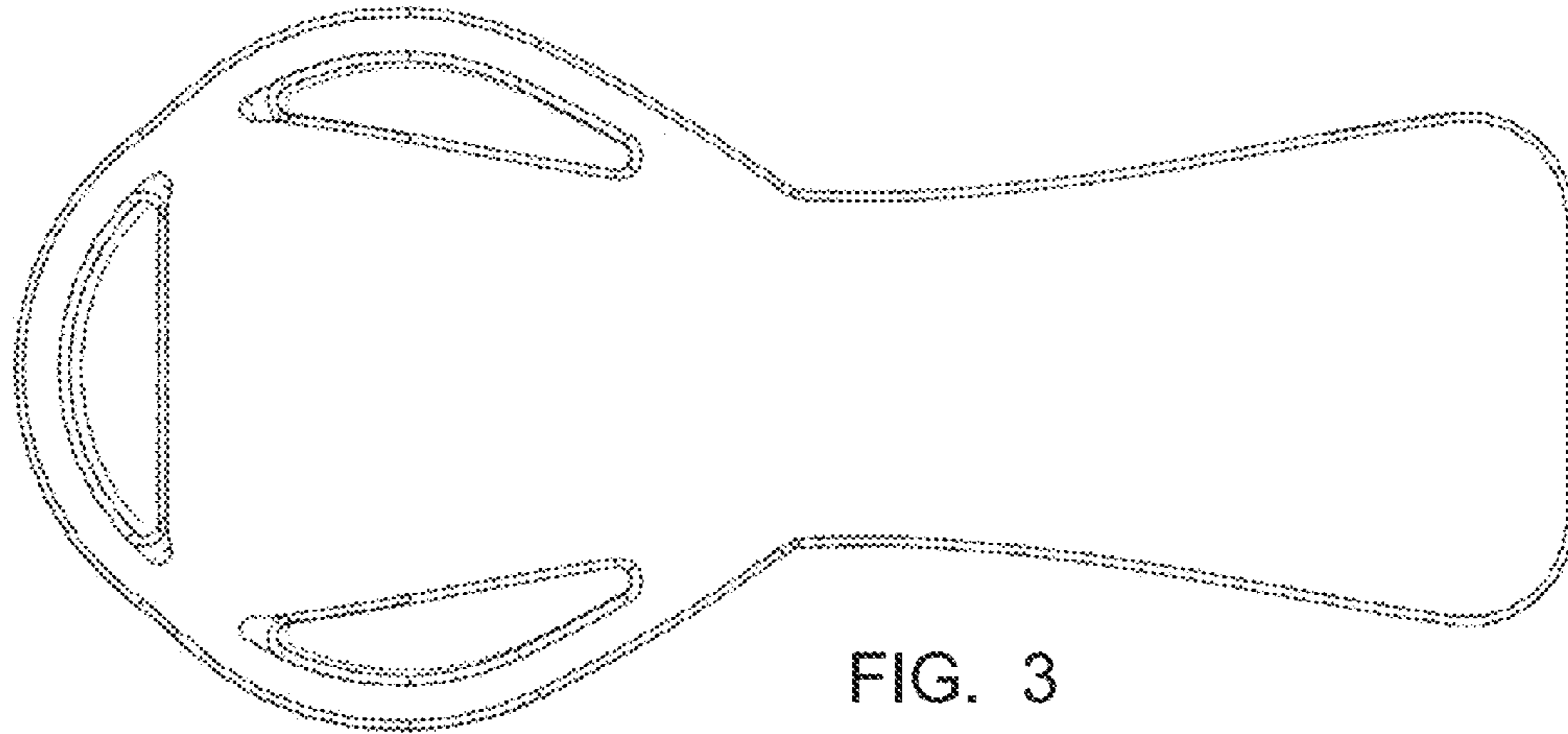


FIG. 3




FIG. 4




FIG. 5



FIG. 6



FIG. 7