



US00D771474S

(12) **United States Design Patent**
Gertsma

(10) **Patent No.:** **US D771,474 S**

(45) **Date of Patent:** **** Nov. 15, 2016**

(54) **CORD CLIP**

(71) Applicant: **Earl Gertsma**, Berea, OH (US)

(72) Inventor: **Earl Gertsma**, Berea, OH (US)

(**) Term: **15 Years**

(21) Appl. No.: **29/534,133**

(22) Filed: **Jul. 27, 2015**

(51) **LOC (10) Cl.** **08-05**

(52) **U.S. Cl.**
USPC **D8/356**

(58) **Field of Classification Search**
USPC D8/356, 354, 349, 382, 395; D32/361;
D9/434; D24/143; 24/129 R, 18, 130;
606/203

See application file for complete search history.

(56) **References Cited**

U.S. PATENT DOCUMENTS

- D81,983 S * 9/1930 Kinovitz 223/92
- 3,675,276 A * 7/1972 Nuse A01K 91/04
24/129 B
- 3,905,322 A * 9/1975 Peterman B63B 21/045
114/218
- D289,373 S * 4/1987 Kimball 24/130
- 5,582,058 A * 12/1996 Knudson F16L 3/127
248/300
- D604,589 S * 11/2009 Johansson D8/356
- D657,231 S * 4/2012 Springer D14/239
- D680,851 S * 4/2013 Lo D8/356
- D685,625 S * 7/2013 Diekman D8/356

- D701,109 S * 3/2014 Kelleghan D8/356
- 8,661,624 B1 * 3/2014 Bracewell B63B 21/08
24/129 B
- D719,084 S * 12/2014 Kruse D13/102
- D733,534 S * 7/2015 Altrichter D8/356
- D735,632 S * 8/2015 Beidler D12/223
- D737,502 S * 8/2015 Kirkham D26/143
- D747,955 S * 1/2016 Franco D8/354
- D753,985 S * 4/2016 Nelson D8/356
- D756,201 S * 5/2016 VanDeusen D15/5

* cited by examiner

Primary Examiner — Cynthia Underwood

(74) *Attorney, Agent, or Firm* — Fay Sharpe, LLP

(57) **CLAIM**

The ornamental design for the cord clip, as shown and described.

DESCRIPTION

FIG. 1 is a top perspective view of a cord clip showing my new design;
 FIG. 2 is a top plan view of the cord clip of FIG. 1;
 FIG. 3 is a bottom plan of the cord clip of FIG. 1;
 FIG. 4 is a side plan view of the cord clip of FIG. 1;
 FIG. 5 is an opposite side plan view of FIG. 4;
 FIG. 6 is a front plan view of the cord clip of FIG. 1; and,
 FIG. 7 is a back plan view of the cord clip of FIG. 11.
 The broken lines in the drawings depict environmental subject matter/or parts of the invention only and form no part of the claimed design.

1 Claim, 1 Drawing Sheet

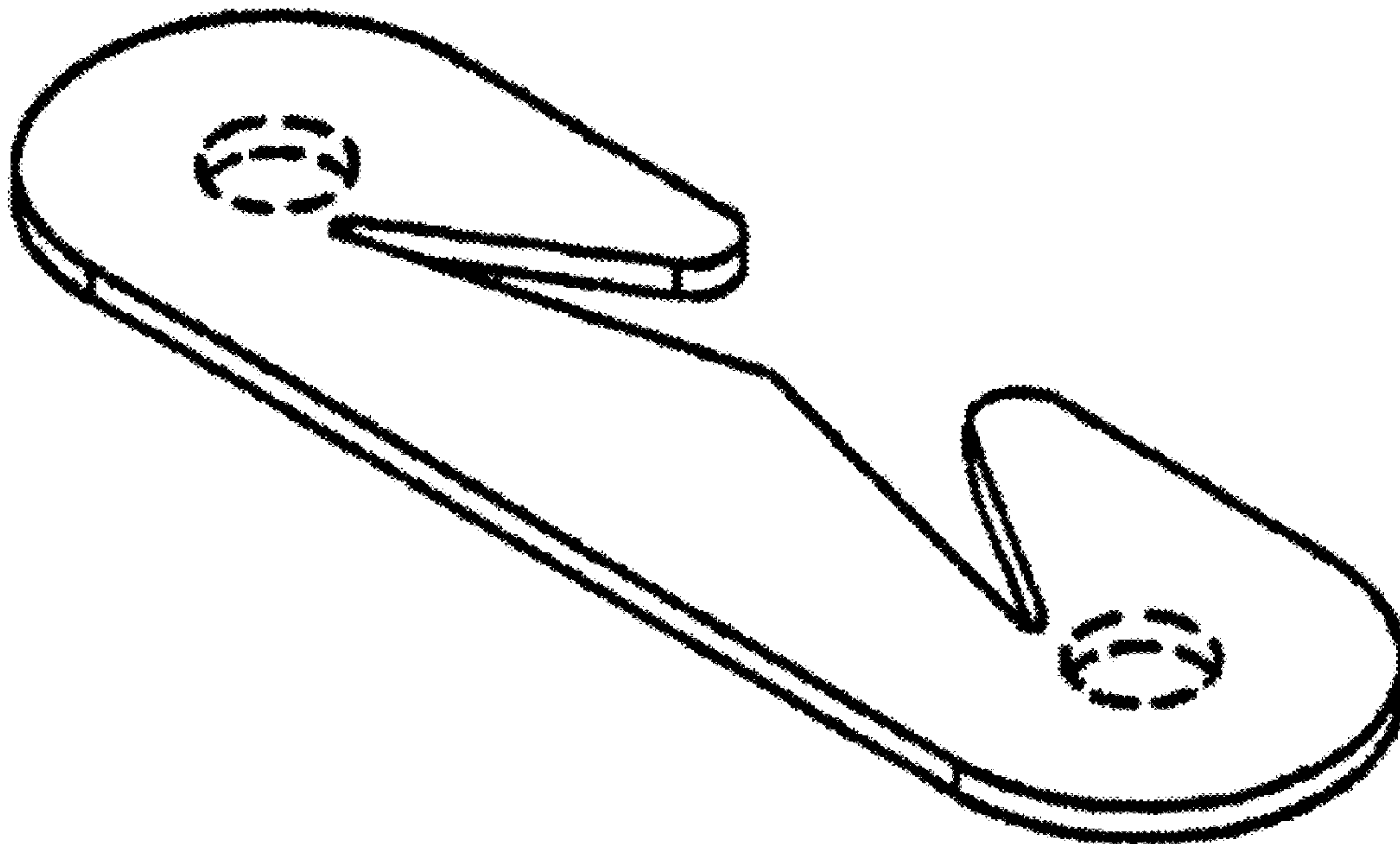




Figure 1



Figure 5



Figure 6




Figure 2



Figure 7




Figure 3



Figure 4