



US00D771459S

(12) **United States Design Patent** (10) **Patent No.:** **US D771,459 S**  
**Liu** (45) **Date of Patent:** **\*\* Nov. 15, 2016**

(54) **PLIER**  
(71) Applicant: **Chao-Chih Liu**, Taichung (TW)  
(72) Inventor: **Chao-Chih Liu**, Taichung (TW)  
(\*\*) Term: **15 Years**

D358,312 S \* 5/1995 Keenan ..... D8/52  
D398,510 S \* 9/1998 Eggert ..... D8/107  
D470,734 S \* 2/2003 Budrow ..... D8/52  
D537,309 S \* 2/2007 Wang ..... D8/52  
D650,647 S \* 12/2011 Groten ..... D8/52  
2002/0023524 A1\* 2/2002 Lowe ..... B25B 7/00  
81/427.5  
2004/0089117 A1\* 5/2004 Hsien ..... B25B 7/04  
81/424

(21) Appl. No.: **29/543,487**  
(22) Filed: **Oct. 26, 2015**  
(51) **LOC (10) Cl.** ..... **08-05**  
(52) **U.S. Cl.**  
USPC ..... **D8/52**  
(58) **Field of Classification Search**  
USPC ..... D8/4, 5, 51-56, 58  
CPC ..... B25B 7/00; B25B 7/02; B25B 7/18;  
B25G 1/102; B25G 1/12  
See application file for complete search history.

\* cited by examiner

*Primary Examiner* — Deanna L Pratt  
(74) *Attorney, Agent, or Firm* — Guice Patents PLLC

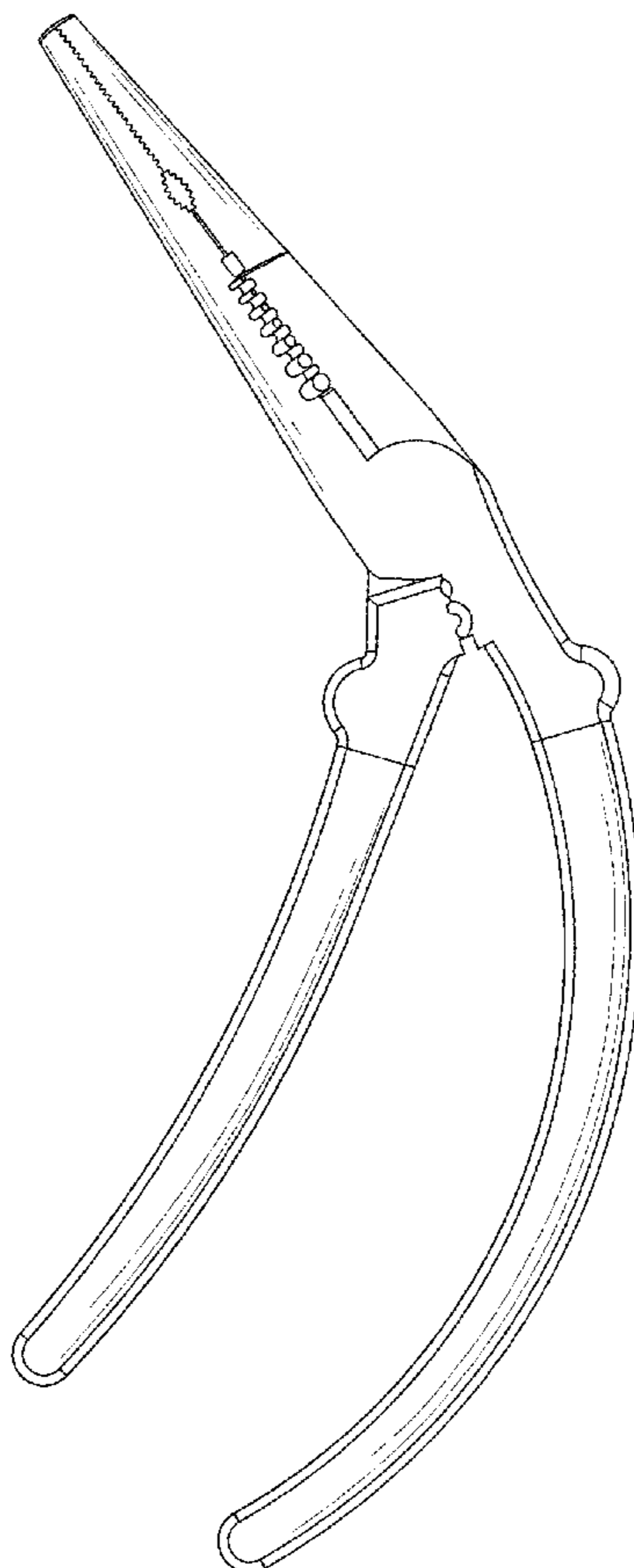
(57) **CLAIM**  
I claim that the ornamental design for a plier, as shown.

**DESCRIPTION**

FIG. 1 is a perspective view of a plier showing my new design;  
FIG. 2 is a front elevational view thereof;  
FIG. 3 is a rear elevational view thereof;  
FIG. 4 is a left side elevational view thereof;  
FIG. 5 is a right side elevational view thereof;  
FIG. 6 is a top plan view thereof;  
FIG. 7 is a bottom plan view thereof; and,  
FIG. 8 is another perspective view of a plier showing a second embodiment of my new design.

(56) **References Cited**  
U.S. PATENT DOCUMENTS  
D142,867 S \* 11/1945 Johnson ..... D8/52  
D260,132 S \* 8/1981 Shaffer ..... D8/52  
D272,984 S \* 3/1984 Shaffer ..... D8/52  
D343,999 S \* 2/1994 Letson ..... D8/52  
H1295 H \* 3/1994 Kingsley ..... D8/52

**1 Claim, 6 Drawing Sheets**



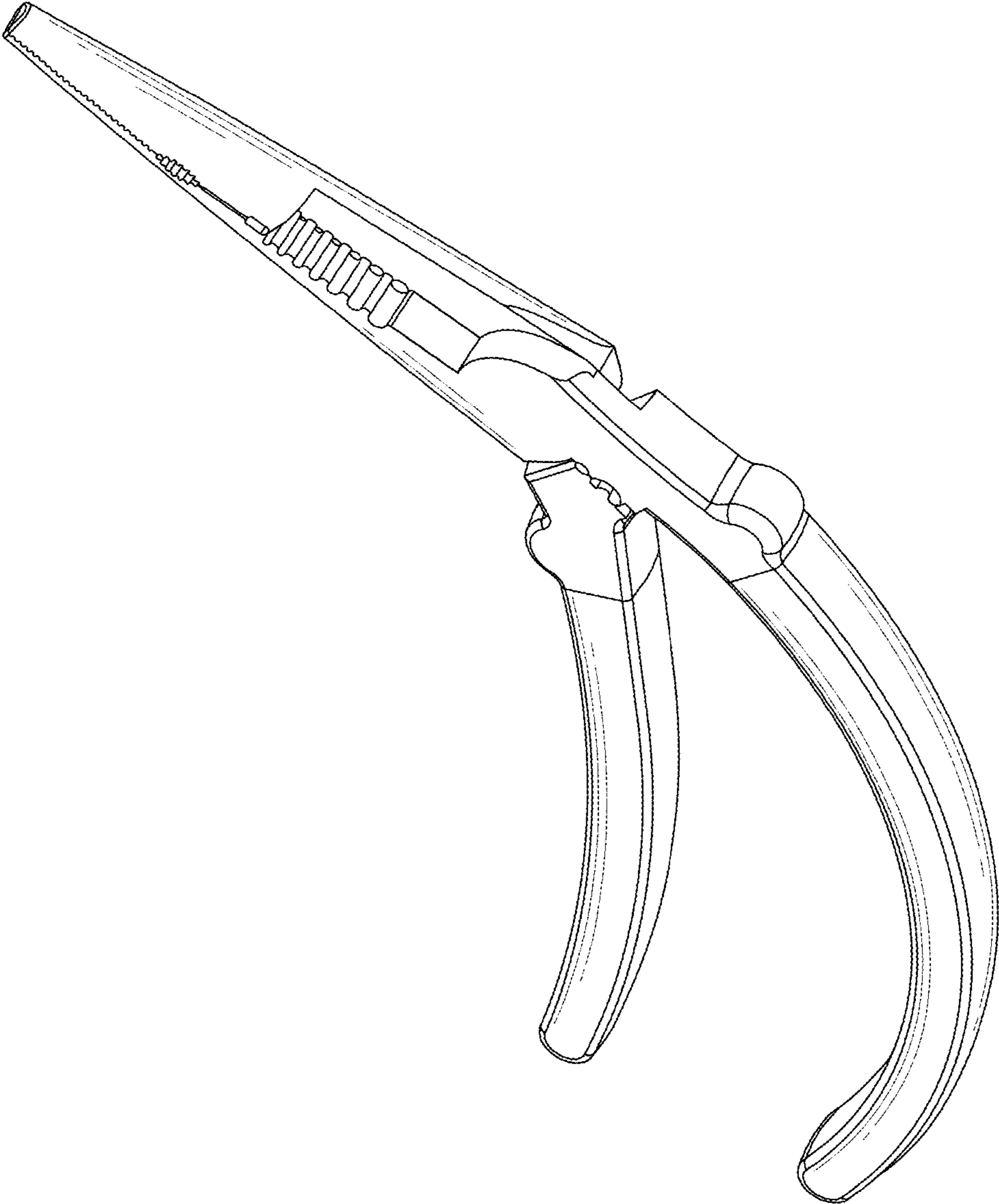


FIG.1

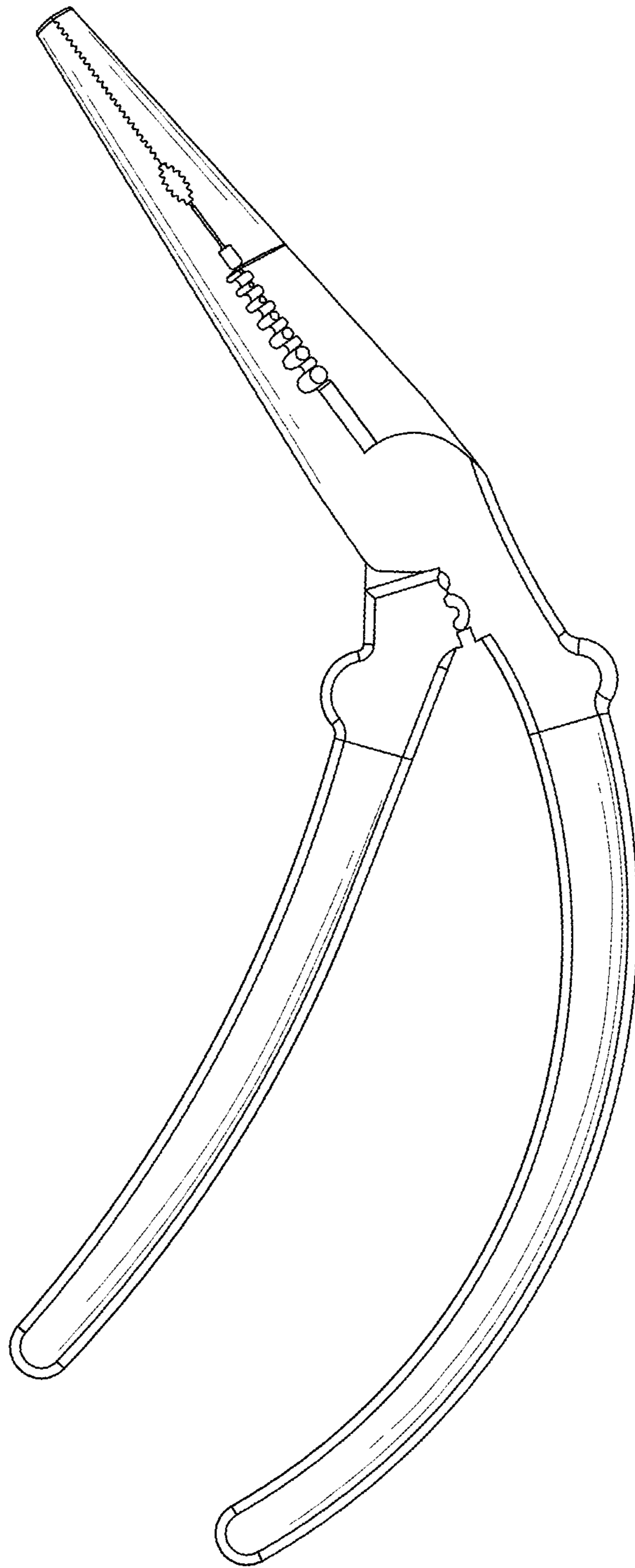


FIG.2

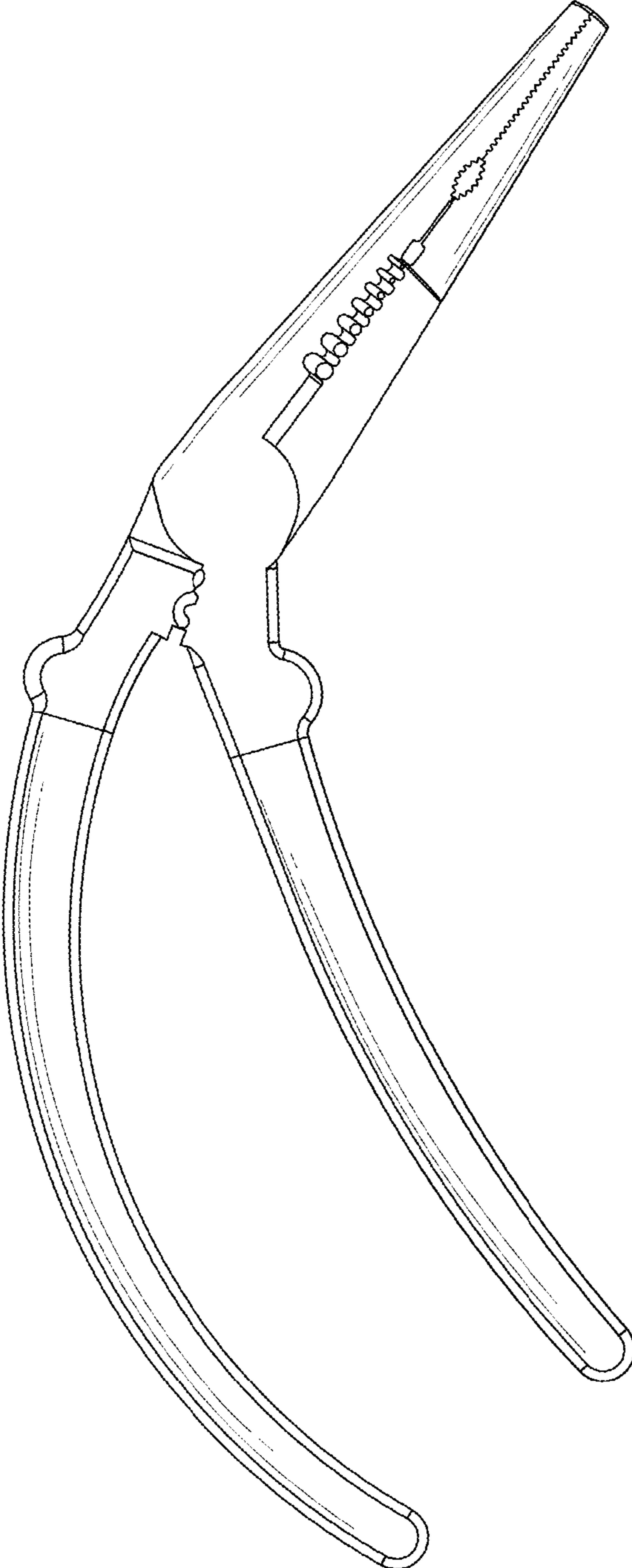


FIG.3




FIG.4

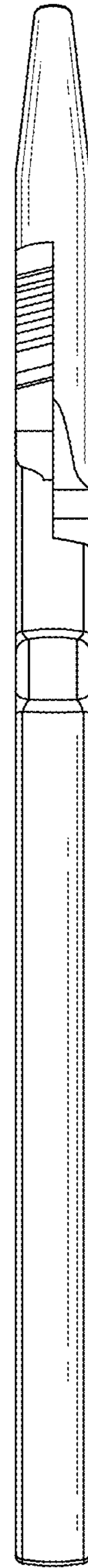


FIG.5

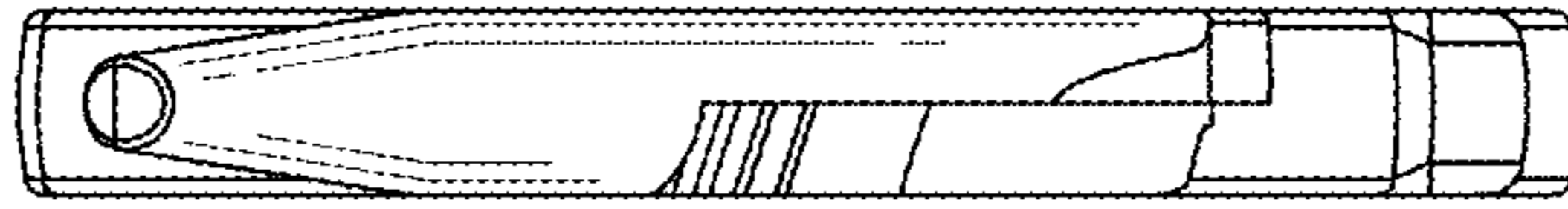


FIG. 6

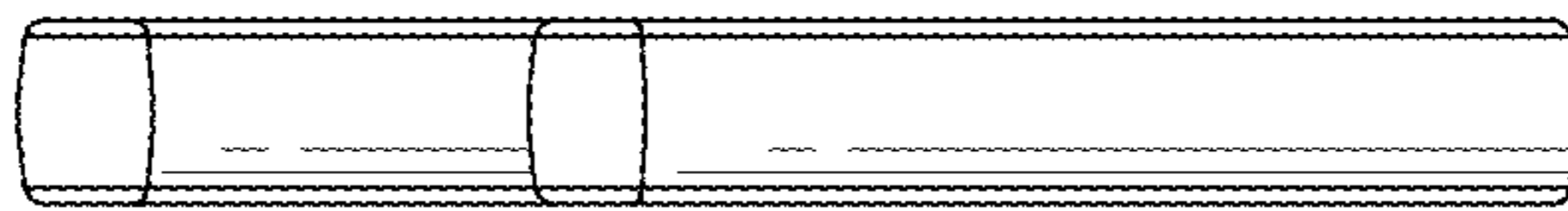


FIG. 7

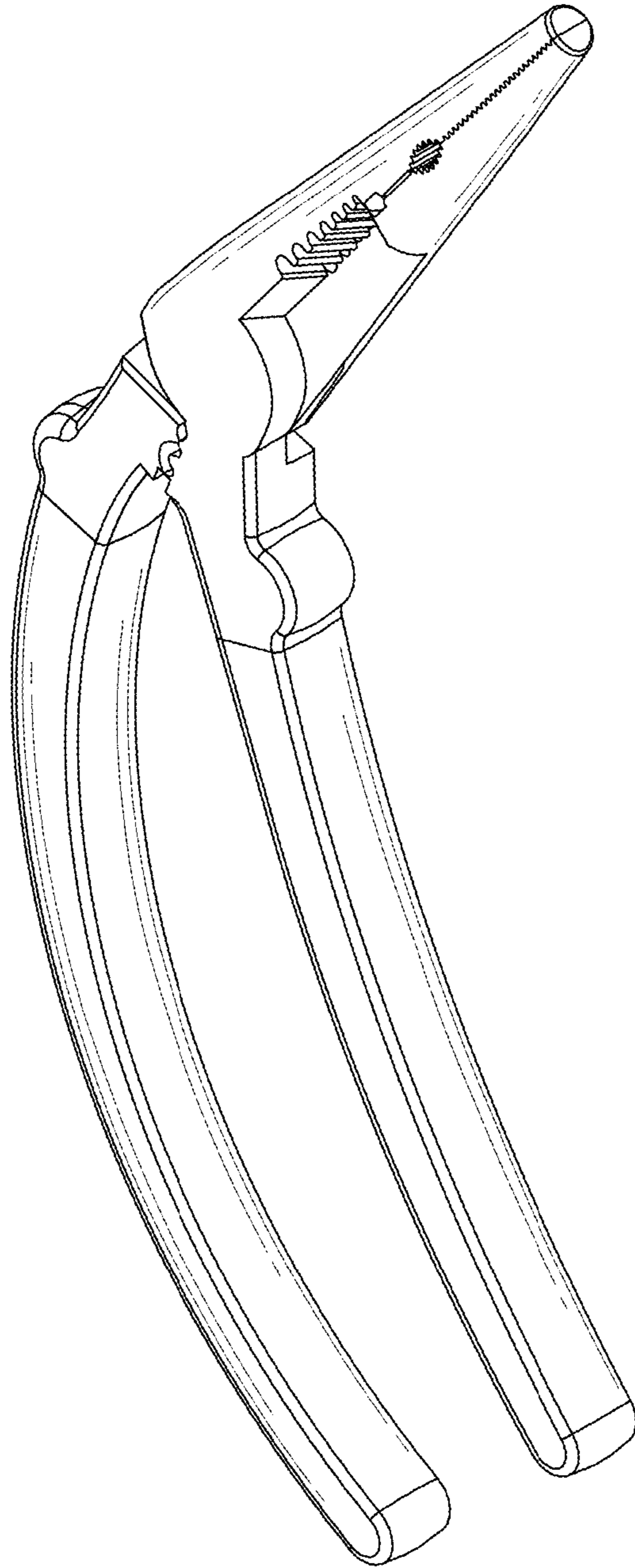


FIG.8