



US00D771458S

(12) **United States Design Patent**
Yen

(10) **Patent No.:** **US D771,458 S**

(45) **Date of Patent:** **** Nov. 15, 2016**

(54) **WIRE STRIPPER**

(71) Applicant: **Chao-Chin Yen**, New Taipei (TW)

(72) Inventor: **Chao-Chin Yen**, New Taipei (TW)

(**) Term: **15 Years**

(21) Appl. No.: **29/538,081**

(22) Filed: **Sep. 1, 2015**

(51) **LOC (10) Cl.** **08-05**

(52) **U.S. Cl.**
USPC **D8/52**

(58) **Field of Classification Search**
USPC D8/4, 5, 51-56, 58
CPC B25F 1/003; B25F 1/04; B26B 11/003;
B26B 11/008
See application file for complete search history.

(56) **References Cited**

U.S. PATENT DOCUMENTS

- 3,221,576 A * 12/1965 Goetz H02G 1/1212
81/9.43
- 3,703,840 A * 11/1972 Kauf H02G 1/1241
30/90.1
- RE28,687 E * 1/1976 Metcalf H02G 1/1212
81/9.42
- D278,876 S * 5/1985 Meyer D8/52

- 6,612,147 B2 * 9/2003 Beetz B25B 7/12
7/128
- 7,096,760 B2 * 8/2006 Schmode H02G 1/1212
81/9.4
- D639,627 S * 6/2011 Seeds D8/52
- 8,863,620 B2 * 10/2014 Yen H02G 1/1212
81/9.41
- D759,452 S * 6/2016 Persson D8/52
- D759,453 S * 6/2016 Payne D8/56

* cited by examiner

Primary Examiner — Deanna L Pratt

(74) *Attorney, Agent, or Firm* — Chun-Ming Shih; HDLS IPR Services

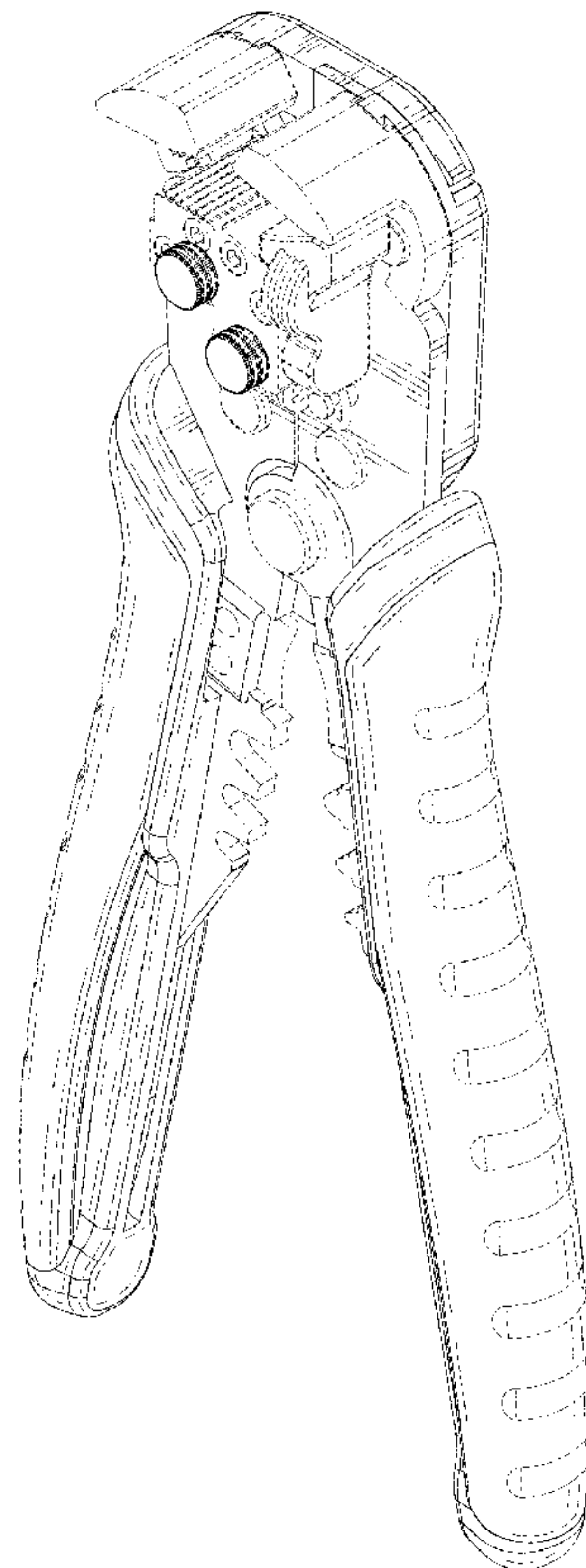
(57) **CLAIM**

The ornamental design for a wire stripper, as shown and described.

DESCRIPTION

FIG. 1 is a perspective view of a wire stripper showing my new design;
FIG. 2 is a front view thereof;
FIG. 3 is a rear view thereof;
FIG. 4 is a left side view thereof;
FIG. 5 is a right side view thereof;
FIG. 6 is a top view thereof;
FIG. 7 is a bottom view thereof; and,
FIG. 8 is second perspective view showing the wire stripper. The broken lines shown represent unclaimed subject matter and form no part of the claimed design.

1 Claim, 7 Drawing Sheets



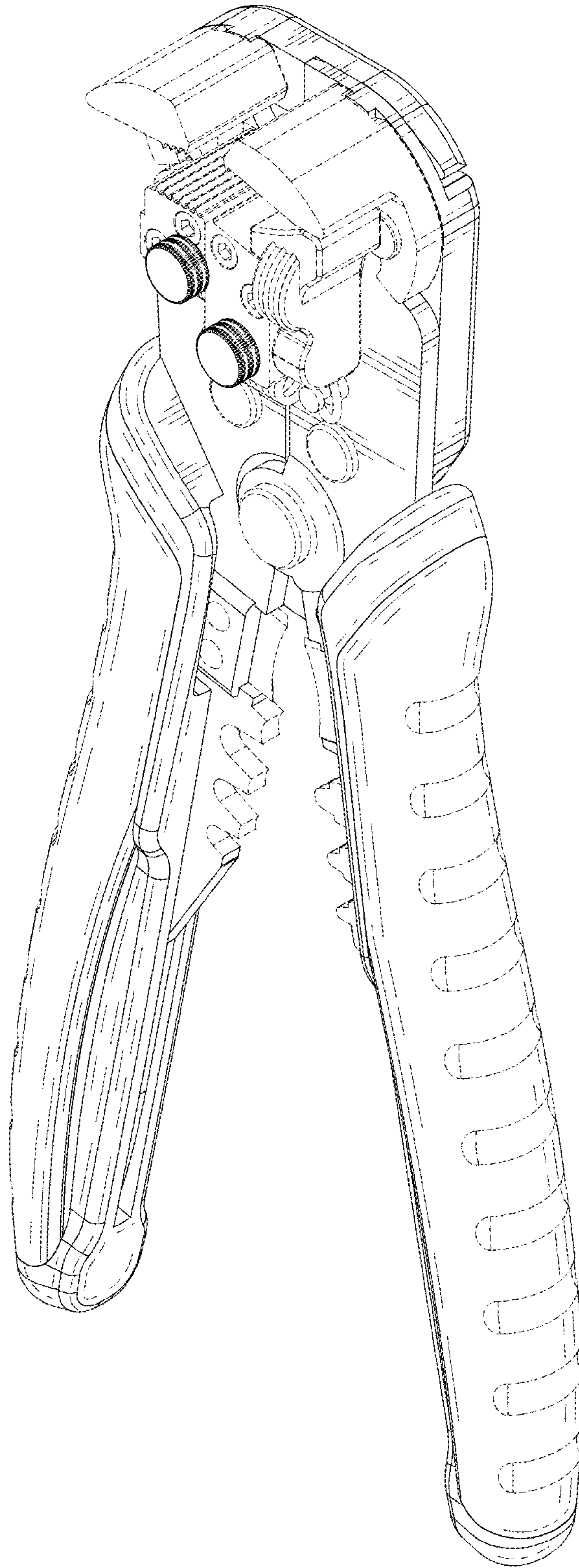


FIG.1

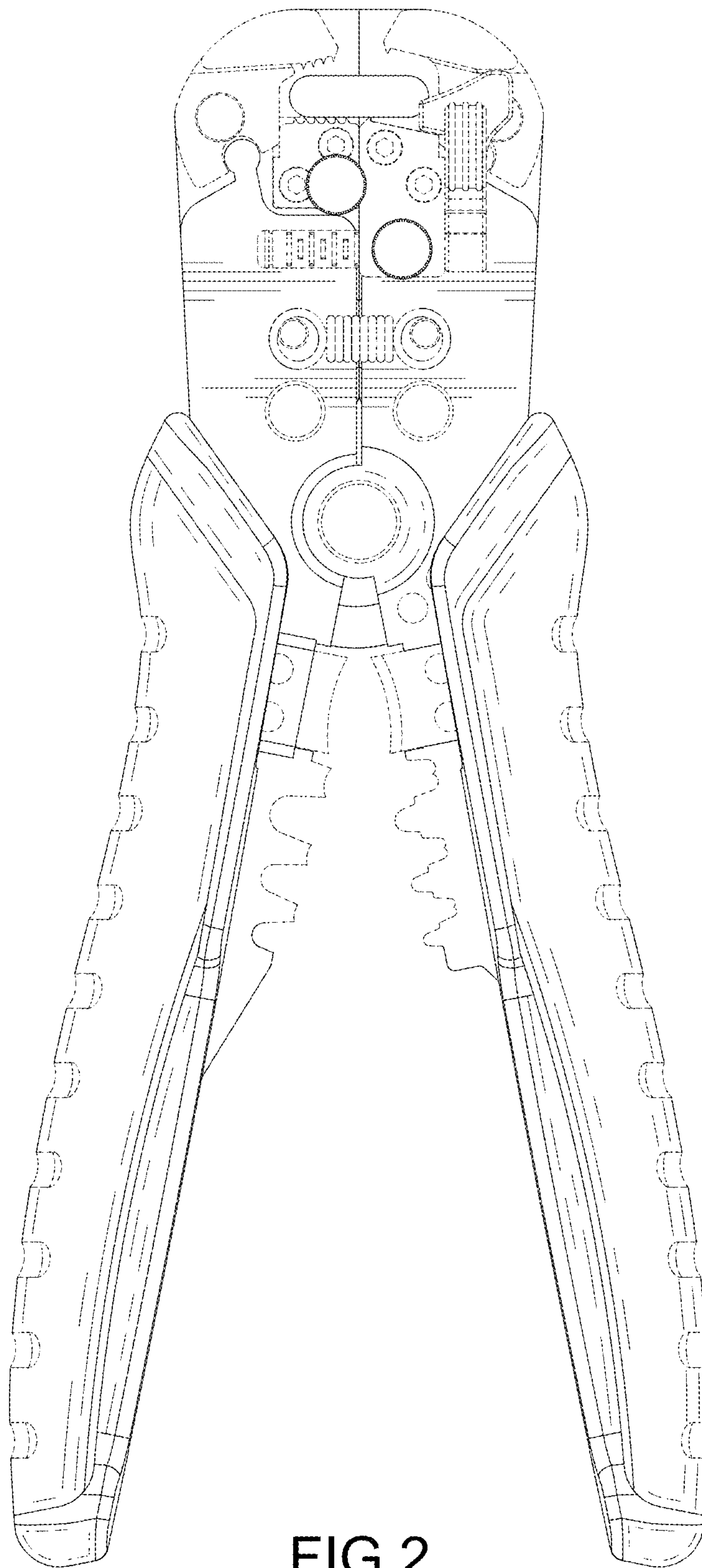


FIG.2

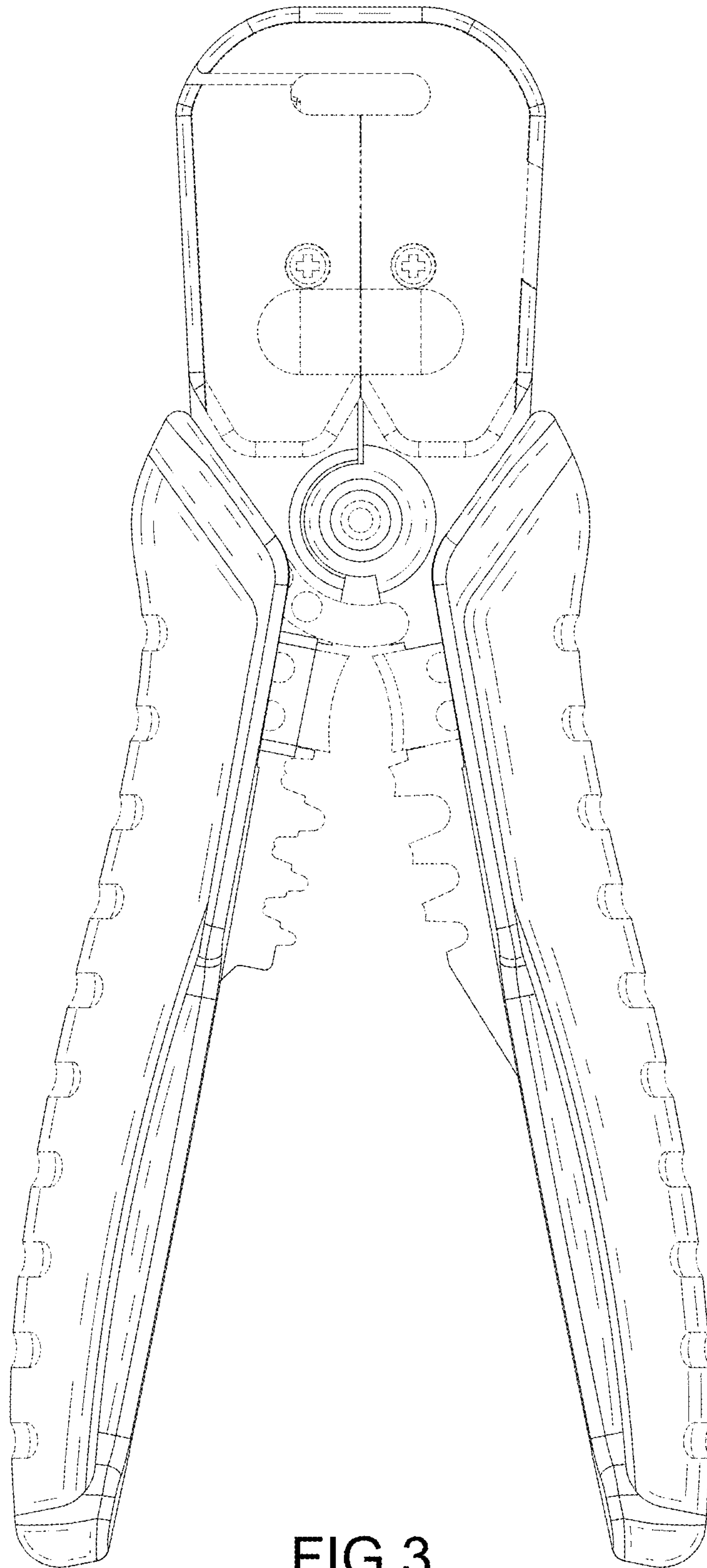


FIG.3

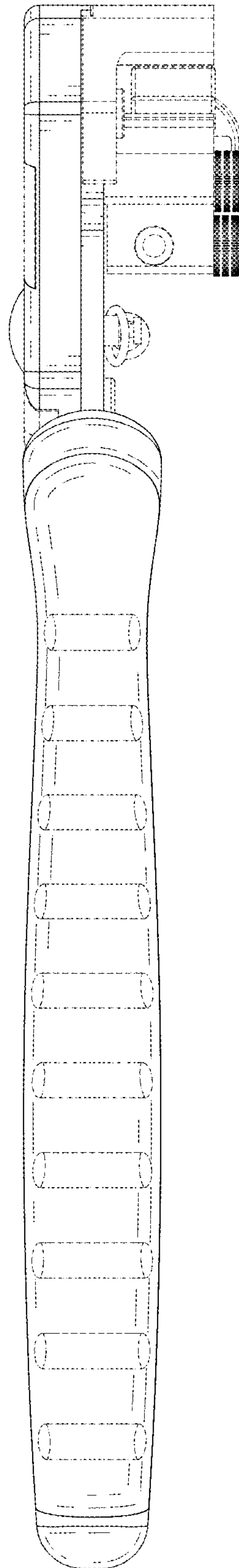


FIG.4

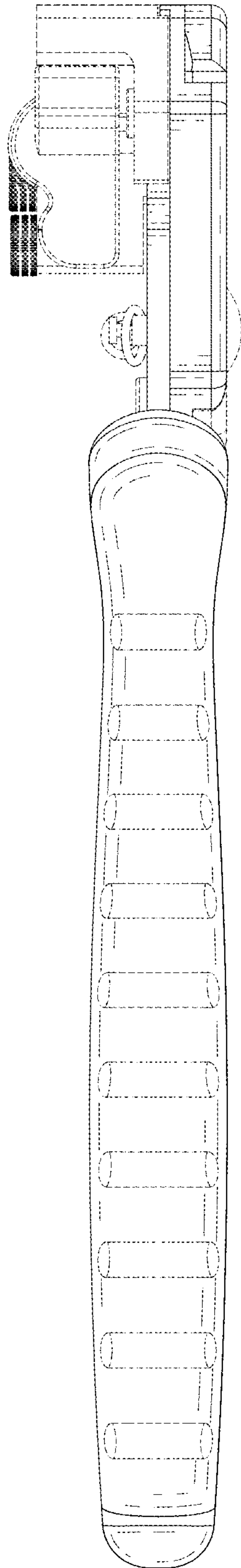


FIG.5

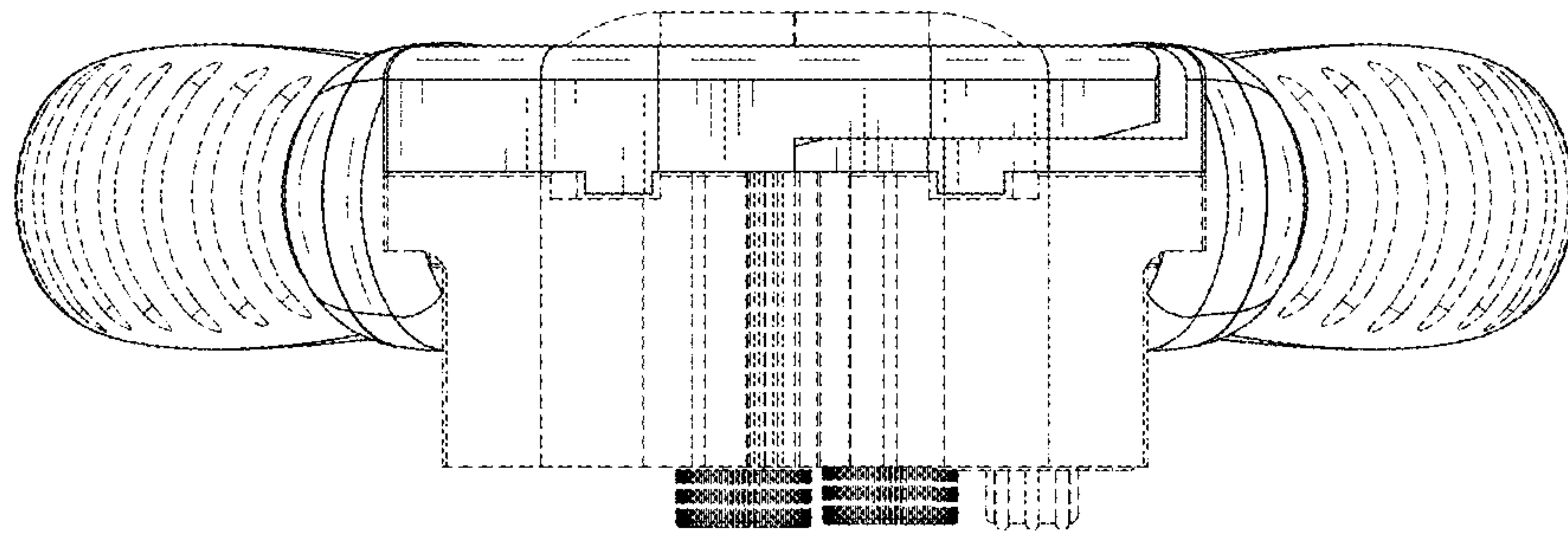


FIG. 6

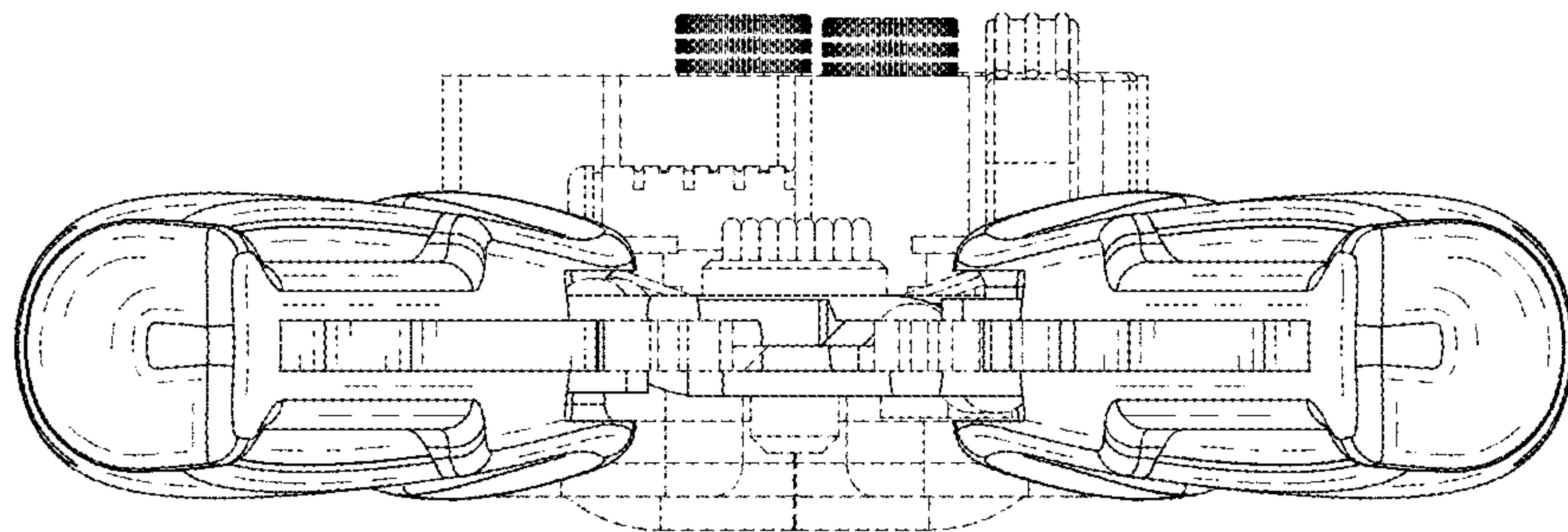


FIG. 7




FIG.8