



US00D771451S

(12) **United States Design Patent** (10) **Patent No.:** **US D771,451 S**
DiCarlo (45) **Date of Patent:** **** Nov. 15, 2016**

(54) **BEVERAGE CAN OPENER** 4,923,392 A * 5/1990 Moynihan, III B67B 7/16
431/253
(71) Applicant: **Joseph Ryan DiCarlo**, Chester, NH D311,667 S * 10/1990 Cholagh D8/18
(US) 5,899,372 A * 5/1999 Rodriguez B26B 27/005
225/1
(72) Inventor: **Joseph Ryan DiCarlo**, Chester, NH 6,619,480 B2 * 9/2003 Smith B65D 73/0078
(US) 206/454
D674,674 S * 1/2013 Meulendijks D8/38
D685,620 S * 7/2013 Wysoczynski D8/18
(**) Term: **15 Years** D708,024 S * 7/2014 Spector D7/682
D734,023 S * 7/2015 Galardo D3/207

(21) Appl. No.: **29/527,074**

(22) Filed: **May 15, 2015**

(51) **LOC (10) Cl.** **07-99**

(52) **U.S. Cl.**
USPC **D8/18**

(58) **Field of Classification Search**
USPC D8/16, 18, 19, 33-43, 98, 100
CPC B67B 7/00; B67B 7/14; B67B 7/16;
B67B 7/18; B67B 7/20; B67B 7/24; B67B
7/44; B67B 3/00

See application file for complete search history.

(56) **References Cited**

U.S. PATENT DOCUMENTS

1,899,203 A * 2/1933 Labreche A44C 15/00
7/151
2,738,577 A * 3/1956 Uhrin B67B 7/44
30/446
D221,125 S * 7/1971 Laughlin 30/123
4,309,921 A * 1/1982 Miller B67B 7/44
220/274
D266,479 S * 10/1982 Hayakawa D8/17
D278,203 S * 4/1985 Braukmann 81/3.55
D278,950 S * 5/1985 Vaughan D3/208

* cited by examiner

Primary Examiner — Elizabeth Albert

(74) *Attorney, Agent, or Firm* — Hayes Soloway PC

(57) **CLAIM**

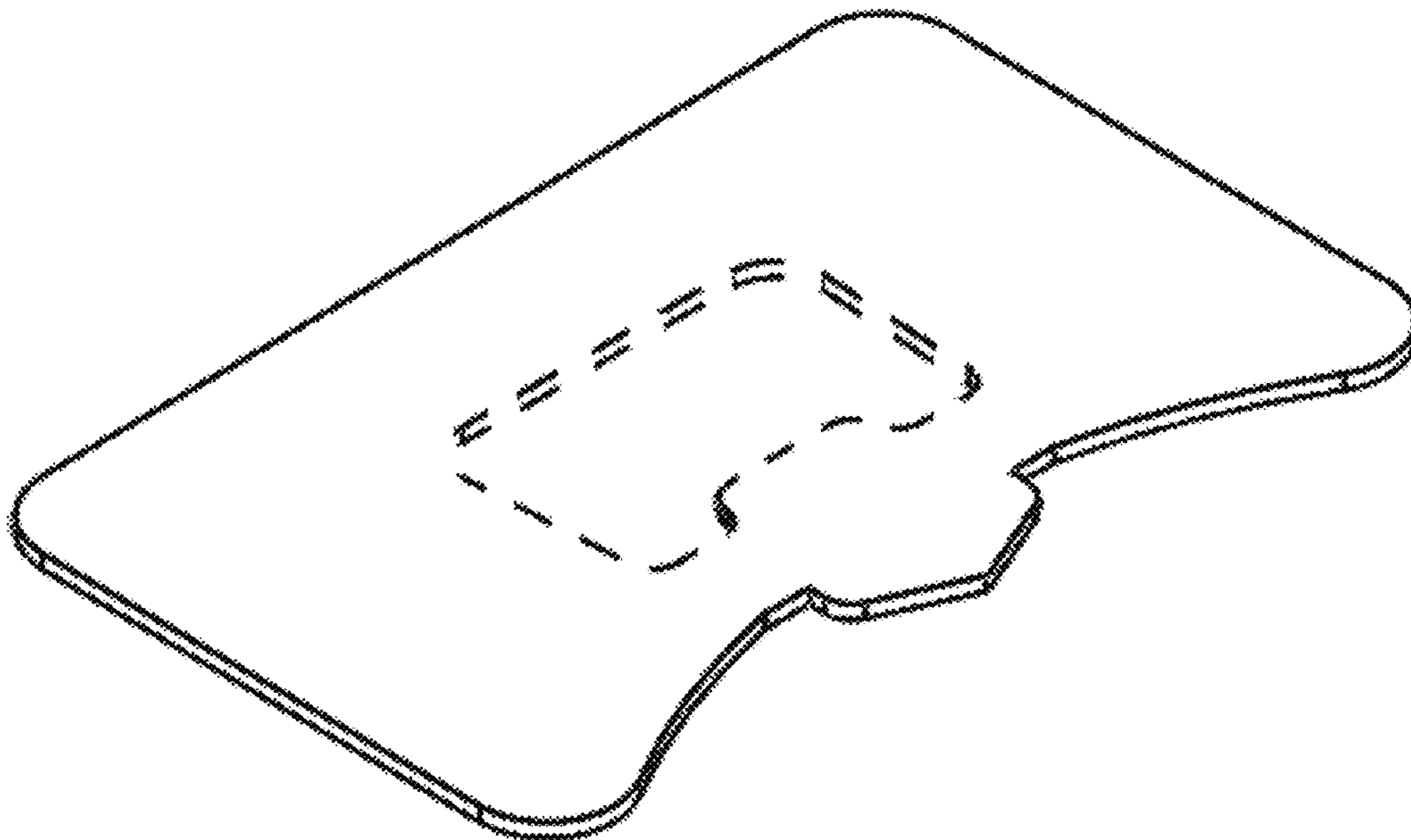
I claim the ornamental design for a beverage can opener, as shown and described.

DESCRIPTION

FIG. 1 is an upper perspective view of a beverage can opener showing my new design;
FIG. 2 is a bottom view thereof;
FIG. 3 is a top view thereof;
FIG. 4 is a front view thereof;
FIG. 5 is a first side view thereof;
FIG. 6 is a second side view thereof; and,
FIG. 7 is a rear view thereof.

Only the outside edge of the beverage can opener shown in a solid line is claimed; none of the surface of the beverage can opener is claimed.

1 Claim, 7 Drawing Sheets



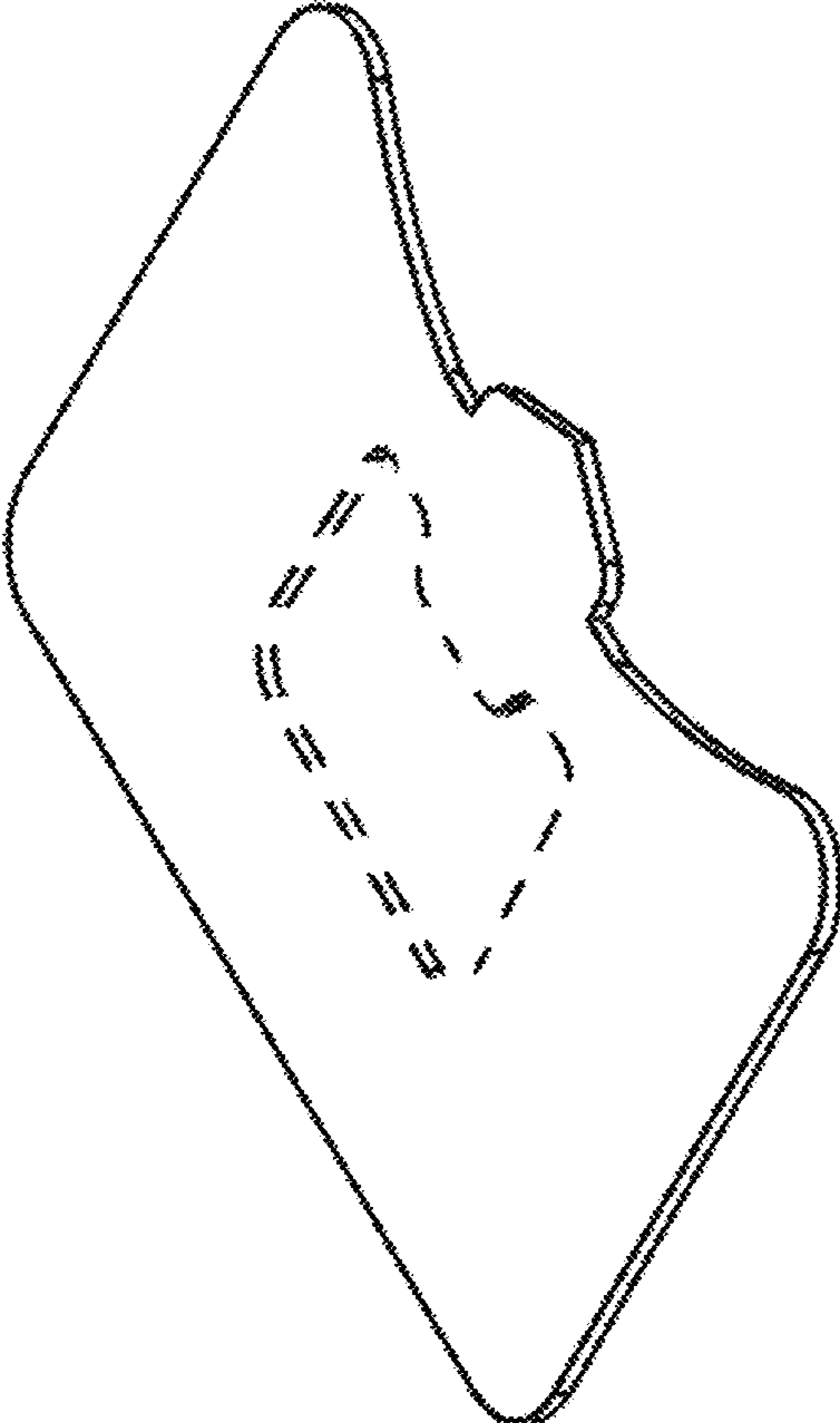


Fig. 1

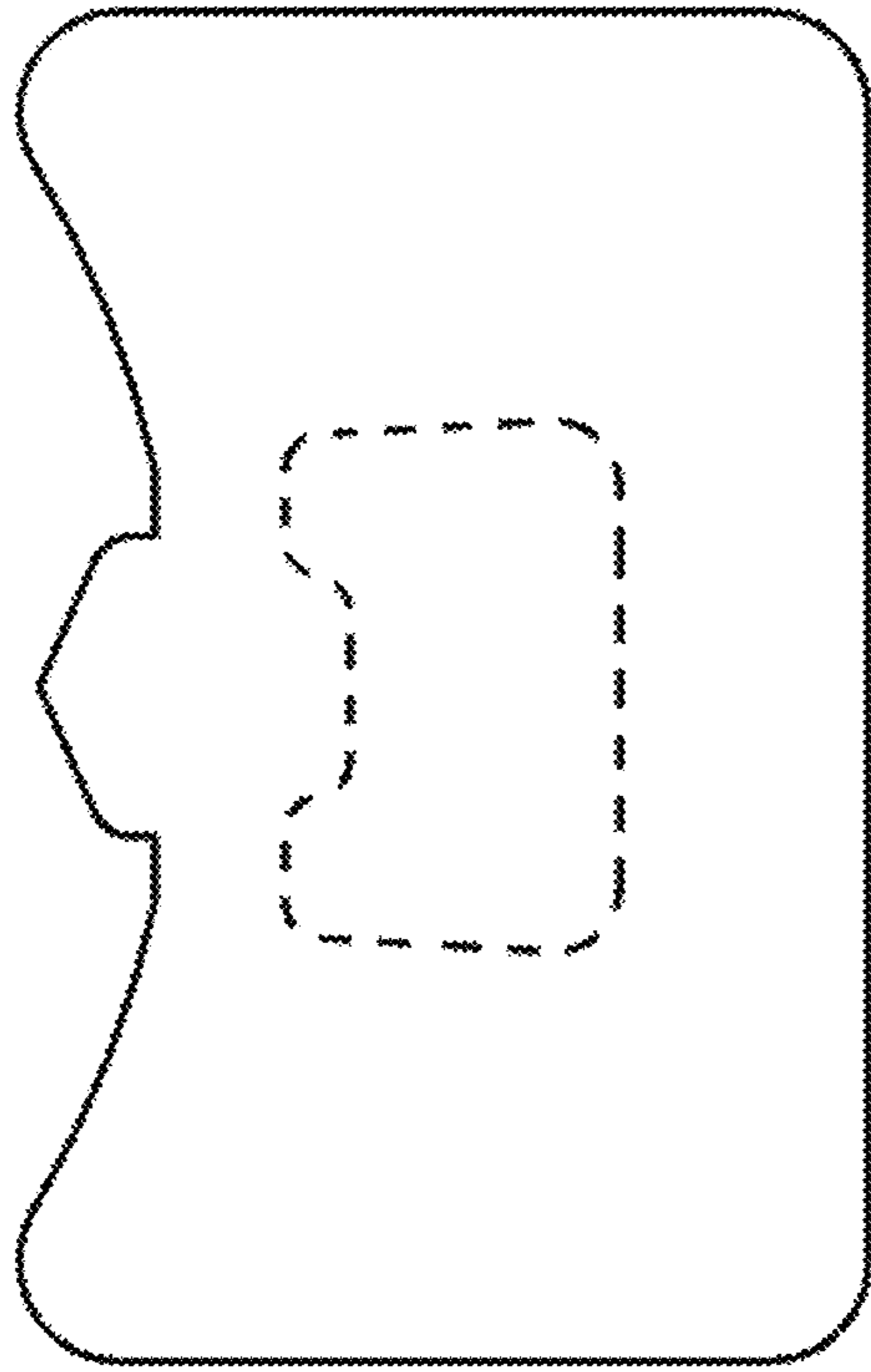


Fig. 2

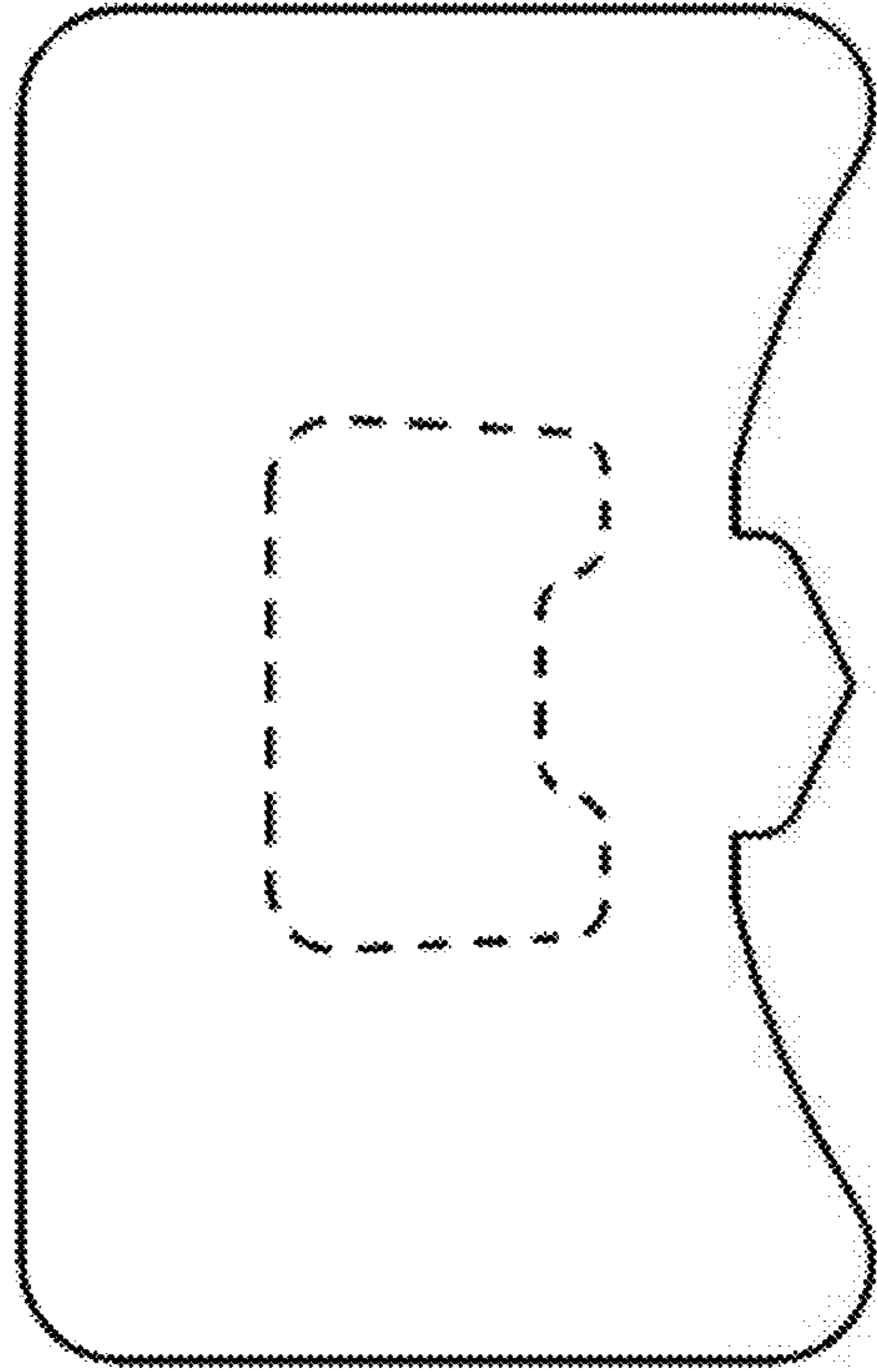


Fig. 3



Fig. 4



Fig. 5



Fig. 6



Fig. 7