



US00D771444S

(12) **United States Design Patent** (10) **Patent No.:** **US D771,444 S**  
**Anzalone et al.** (45) **Date of Patent:** **\*\* Nov. 15, 2016**

(54) **SPORK**

(71) Applicants: **Christopher Anzalone**, Eagle, ID (US);  
**Robert Kushner**, Pok Fu Lam (HK)

(72) Inventors: **Christopher Anzalone**, Eagle, ID (US);  
**Robert Kushner**, Pok Fu Lam (HK)

(73) Assignee: **UT BRANDS, LLC**, Costa Mesa, CA  
(US)

(\*\*) Term: **14 Years**

(21) Appl. No.: **29/474,982**

(22) Filed: **Apr. 9, 2015**

(51) **LOC (10) Cl.** ..... **07-03**

(52) **U.S. Cl.**

USPC ..... **D7/643**; D7/653

(58) **Field of Classification Search**

USPC ..... D7/368, 401.2, 642-645, 653-664, 669,  
D7/675-677, 683, 688-689, 691; D8/17,  
D8/33, 40, 105, 107, 300-301;  
D22/117-118

CPC ..... A01D 9/02; A01D 9/04; A01D 9/06;  
A47G 21/00; A47G 21/004; A47G 21/005;  
A47G 21/02; A47G 21/023; A47G 21/04;  
A47G 21/06; A47G 21/08; A47J 43/28;  
A47J  
43/281; A47J 43/282; A61F 13/10; A61J  
7/0023; B25G 1/00; B25G 1/01; B25G 1/02;  
B25G 3/00; B65D 75/56; B65D 75/563;  
B65D 75/566; B67B 7/00; B67B 7/44; B67B  
7/724; B67B 7/73

See application file for complete search history.

(56) **References Cited**

U.S. PATENT DOCUMENTS

D196,249	S	*	9/1963	Kominik	.....	D8/40
5,975,305	A	*	11/1999	Barger	.....	A61J 7/0023 206/572
D420,265	S	*	2/2000	Pierce	.....	D8/18
D488,689	S	*	4/2004	Smith, IV	.....	D8/18
D608,602	S	*	1/2010	Davies	.....	D7/642
D654,770	S	*	2/2012	Frank	.....	D8/40
D673,431	S	*	1/2013	Glavin	.....	D7/642
D679,967	S	*	4/2013	Junyong	.....	D8/17
D710,670	S	*	8/2014	Oakley	.....	D8/105
D713,699	S	*	9/2014	Bachman	.....	D8/40
8,887,598	B1	*	11/2014	Oakley	.....	B67B 7/44 7/155
8,898,912	B2	*	12/2014	Leffler	.....	A61J 7/0023 30/123
2003/0029044	A1	*	2/2003	Mattson	.....	A47G 21/02 30/324

\* cited by examiner

*Primary Examiner* — Ricky Pham

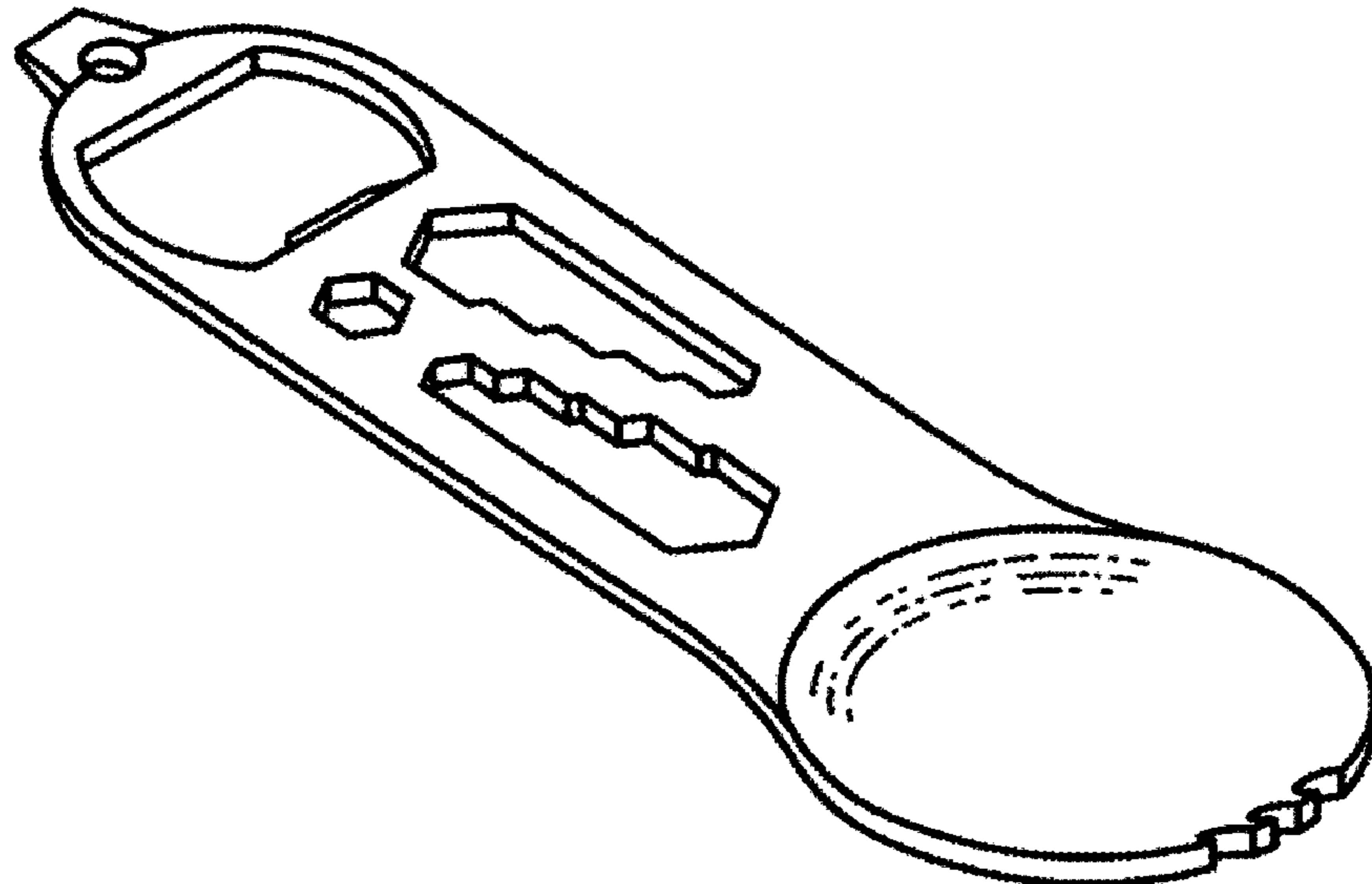
(57) **CLAIM**

The ornamental design for a spork, as shown and described.

**DESCRIPTION**

FIG. 1 is a top, front and left side perspective view of a spork of our new design;  
FIG. 2 is a top view of FIG. 1;  
FIG. 3 is a bottom view of FIG. 1;  
FIG. 4 is a side view of FIG. 1;  
FIG. 5 is a front view of FIG. 1; and,  
FIG. 6 is a back view of FIG. 1.

**1 Claim, 2 Drawing Sheets**



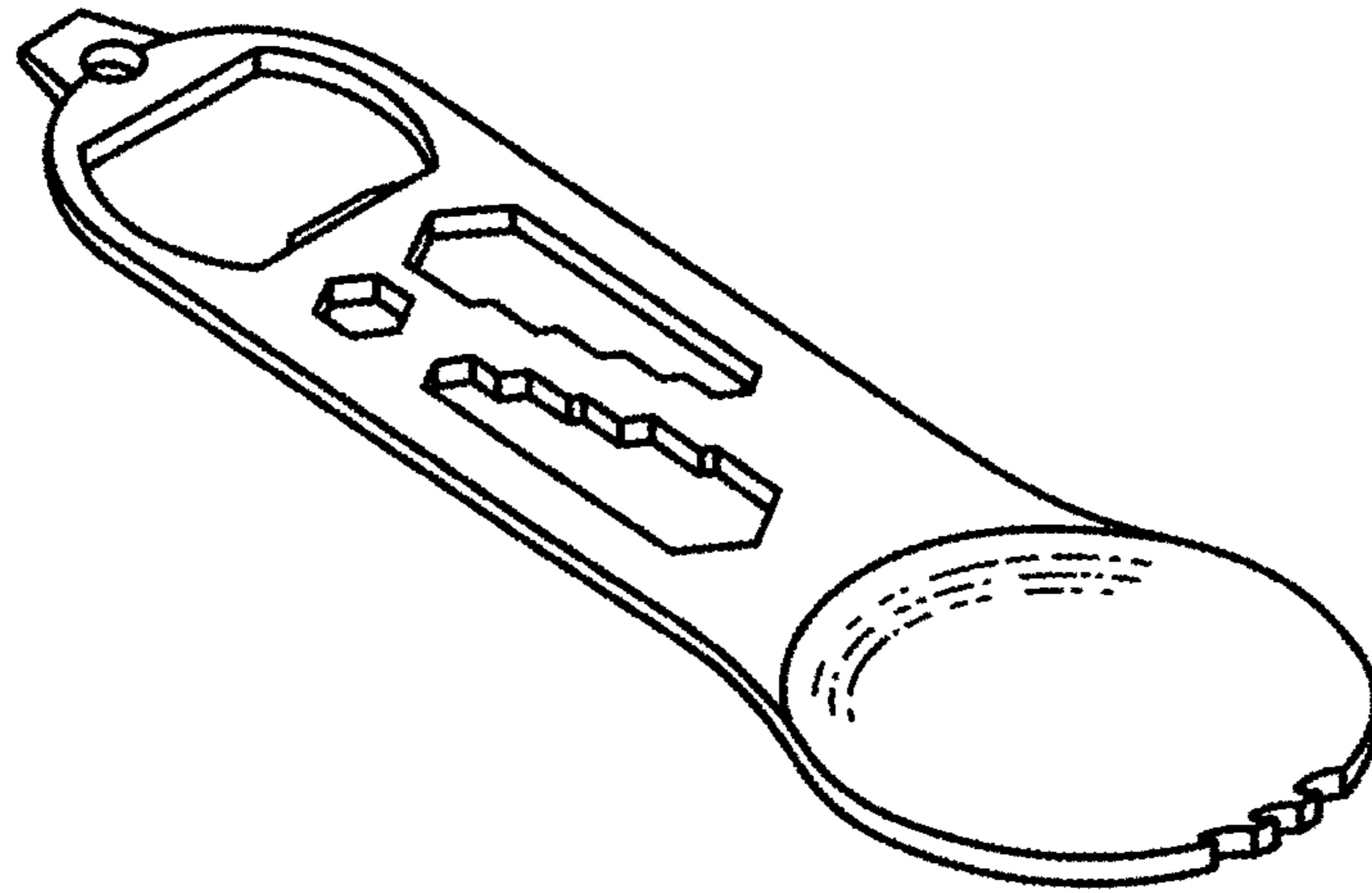


Fig. 1

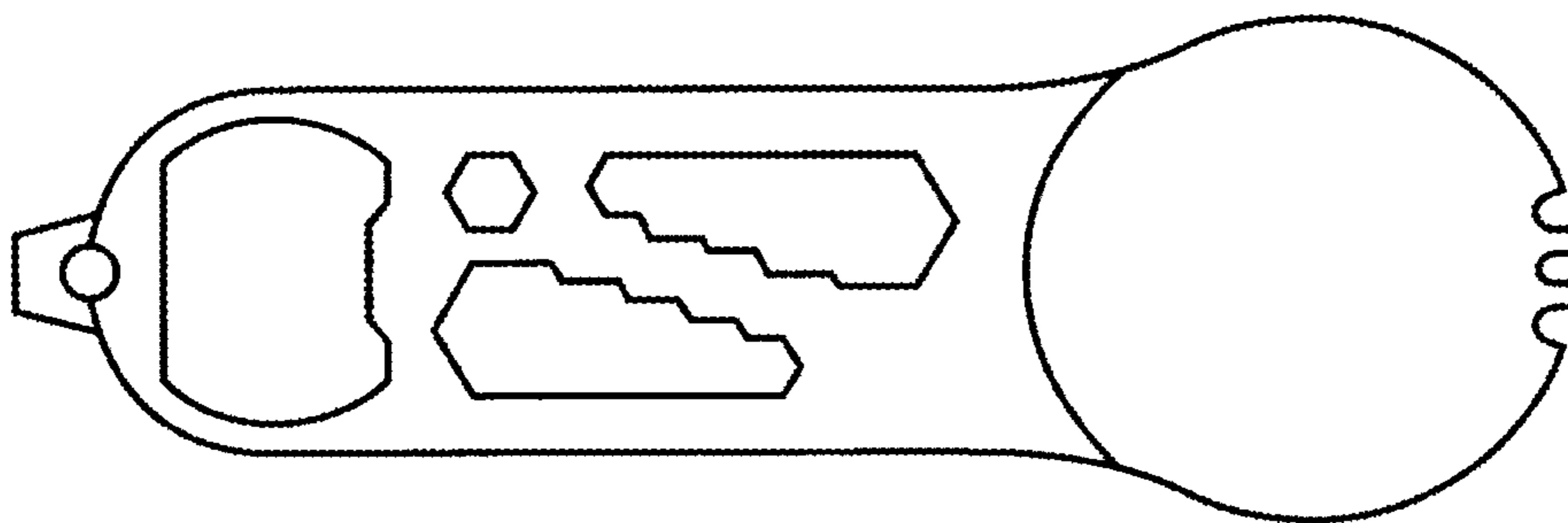


Fig. 2

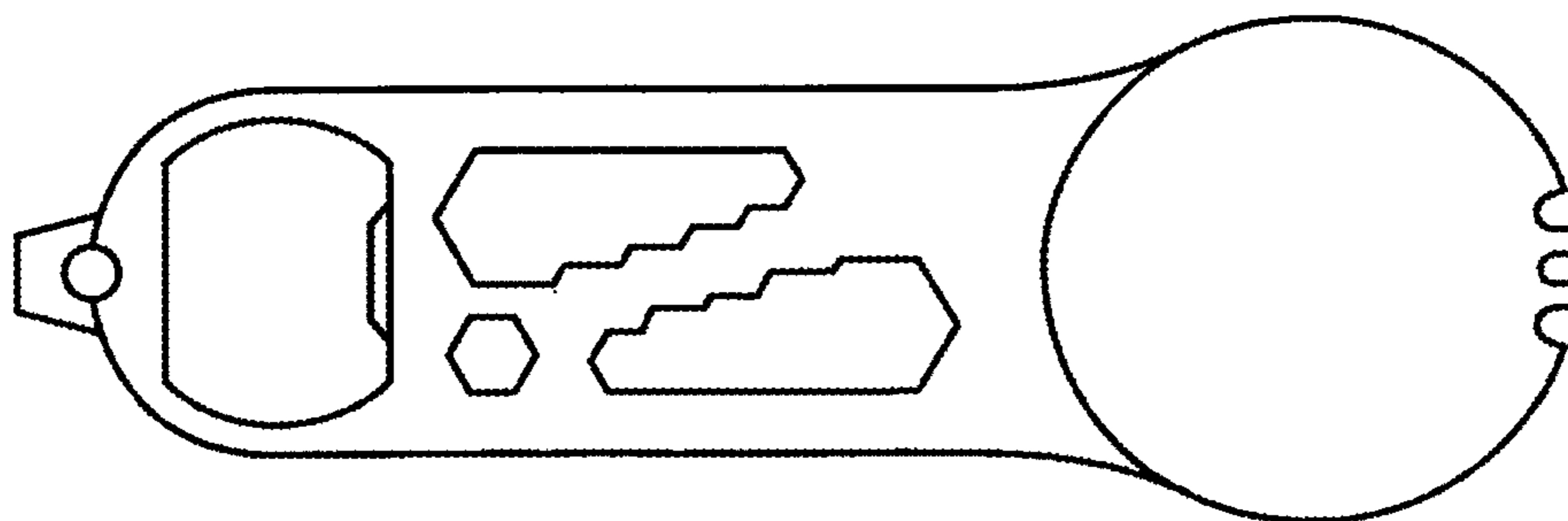


Fig. 3



Fig. 4

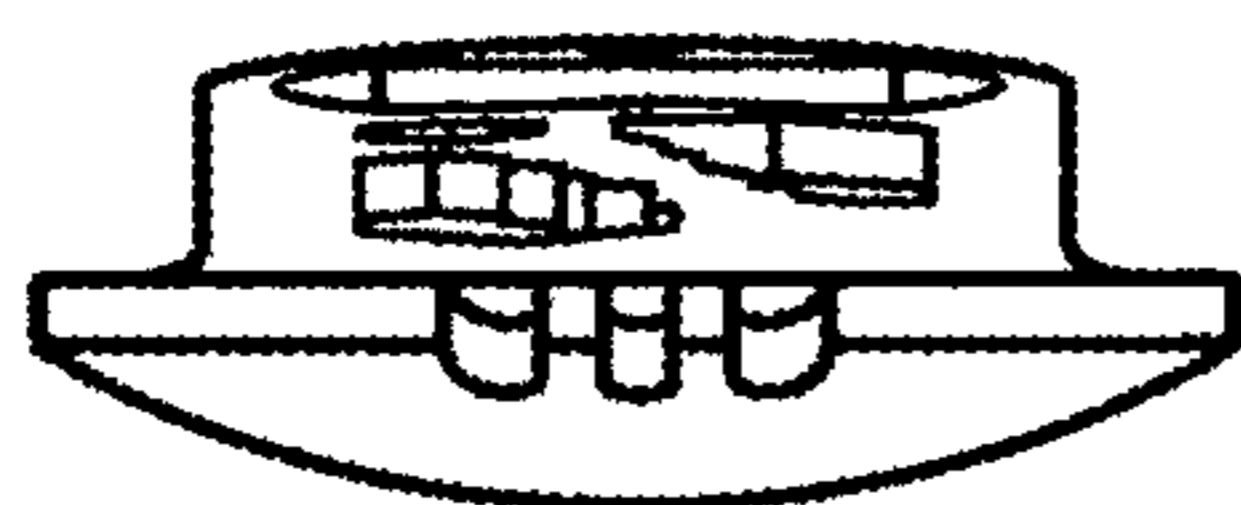


Fig. 5

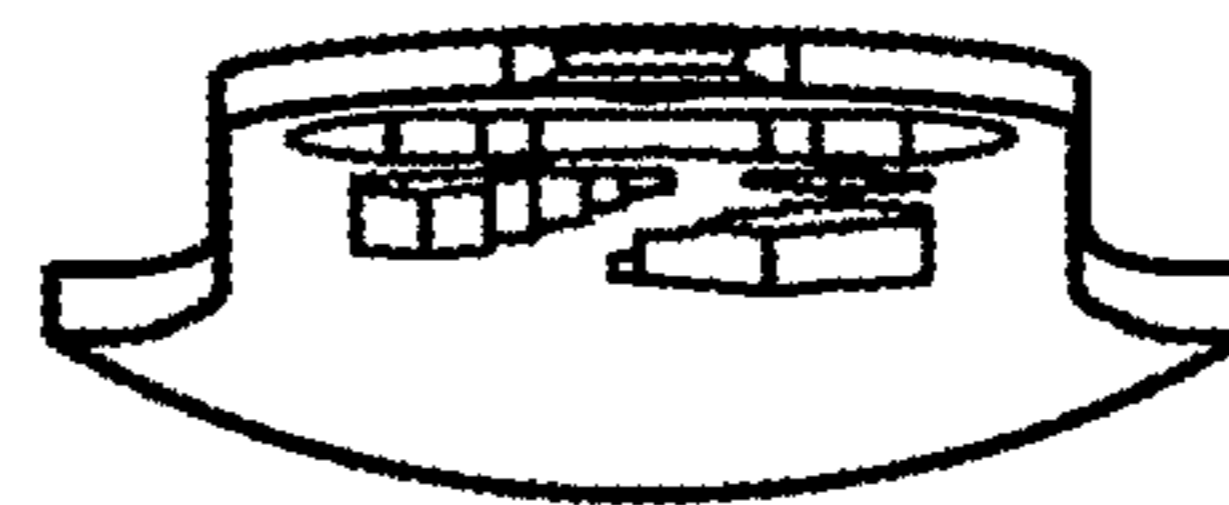


Fig. 6