



US00D771442S

(12) **United States Design Patent**
Goodman et al.

(10) **Patent No.:** **US D771,442 S**

(45) **Date of Patent:** **** Nov. 15, 2016**

(54) **SERVER**

(71) Applicant: **Spectrum Diversified Designs, Inc.**,
Streetsboro, OH (US)

(72) Inventors: **Sheldon H. Goodman**, Solon, OH
(US); **Phaysouk Xayoiphonh**, Akron,
OH (US)

(73) Assignee: **Spectrum Diversified Designs, LLC**,
Streetsboro, OH (US)

(**) Term: **15 Years**

(21) Appl. No.: **29/543,434**

(22) Filed: **Oct. 23, 2015**

(51) **LOC (10) Cl.** **07-01**

(52) **U.S. Cl.**
USPC **D7/602**

(58) **Field of Classification Search**
USPC D7/601, 584, 586, 587; D3/304, 306;
220/574-575, 485-495; 211/191.1,
211/13.1, 41.3, 41.4, 85.4, 85.31
CPC B65D 7/20; B65D 7/26; B65D 7/14
See application file for complete search history.

(56) **References Cited**

U.S. PATENT DOCUMENTS

755,832	A	*	3/1904	Anderson	A47L 15/50 220/23.83
4,372,351	A	*	2/1983	Myers	B21F 27/12 140/112
D479,099	S	*	9/2003	Ancona	D7/601
D524,111	S	*	7/2006	Goodman	D7/601
D533,750	S	*	12/2006	Goodman	D7/601
D616,252	S	*	5/2010	Goodman	D7/601
D616,253	S	*	5/2010	Goodman	D7/601
D622,961	S	*	9/2010	Hertaus	D3/306
D634,121	S	*	3/2011	Goodman	D3/306
D634,122	S	*	3/2011	Goodman	D3/306
D634,933	S	*	3/2011	Hertaus	D3/306

D646,933	S	*	10/2011	Goodman	D7/601
D648,131	S	*	11/2011	Goodman	D3/306
D648,184	S	*	11/2011	Goodman	D7/601
D651,857	S	*	1/2012	Goodman	D7/600
D664,006	S	*	7/2012	Goodman	D7/601
D664,007	S	*	7/2012	Goodman	D7/601
D667,663	S	*	9/2012	Goodman	D6/521
D670,970	S	*	11/2012	Goodman	D7/601
D670,971	S	*	11/2012	Goodman	D7/601
D671,370	S	*	11/2012	Goodman	D7/601
D671,371	S	*	11/2012	Goodman	D7/601
D672,203	S	*	12/2012	Goodman	D7/601
D679,544	S	*	4/2013	Goodman	D7/501
D680,374	S	*	4/2013	Goodman	D7/501
D692,633	S	*	10/2013	Goodman	D32/55
D697,371	S		1/2014	Goodman et al.		

(Continued)

OTHER PUBLICATIONS

Design U.S. Appl. No. 29/503,197, filed Sep. 24, 2014.

Primary Examiner — Ian Simmons

Assistant Examiner — Shannon Morgan

(74) *Attorney, Agent, or Firm* — Renner, Otto, Boisselle
& Sklar, LLP

(57) **CLAIM**

The ornamental design for a server, as shown and described.

DESCRIPTION

FIG. 1 is a perspective view of a server showing our new design.

FIG. 2 is a front view thereof;

FIG. 3 is a rear view thereof;

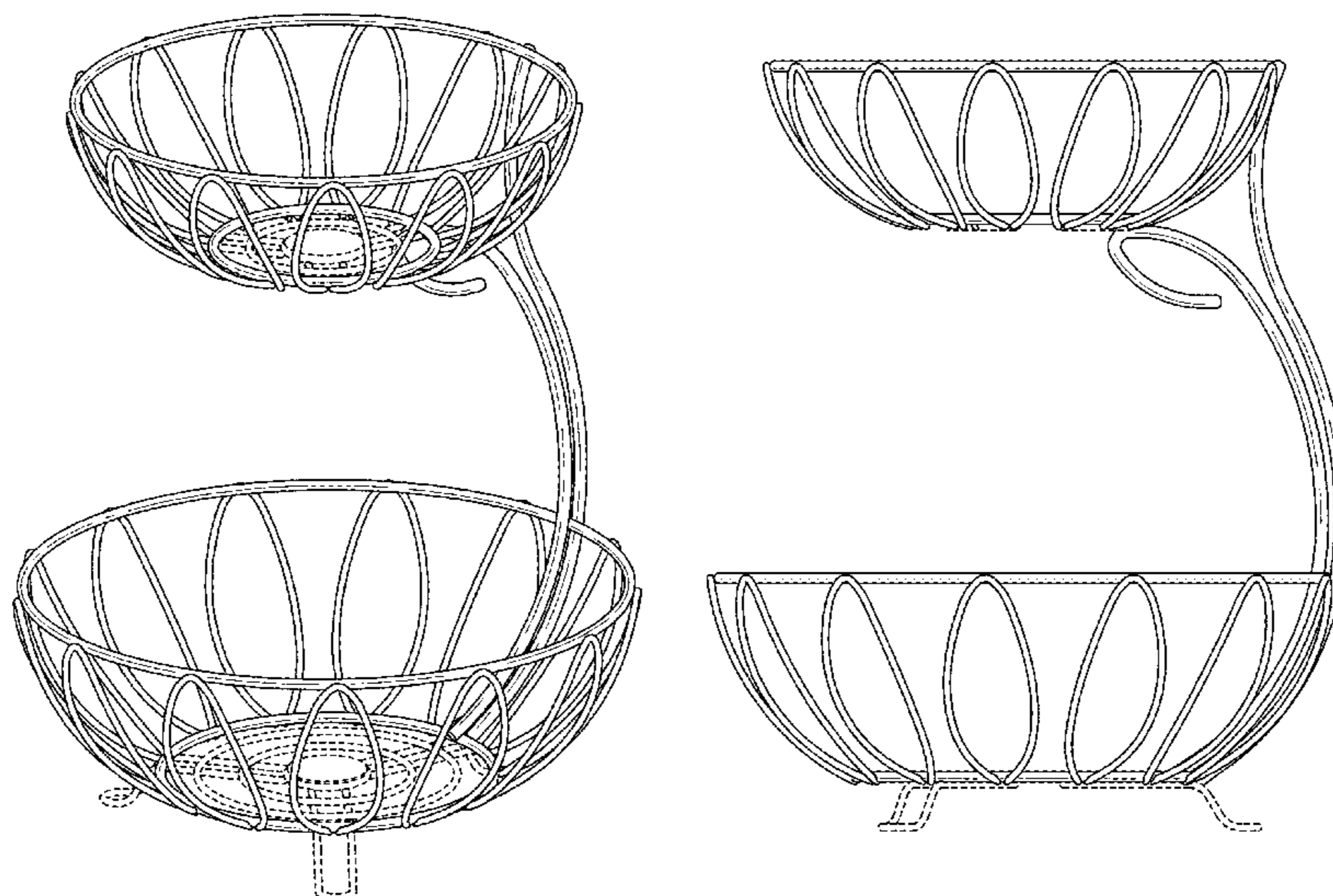
FIG. 4 is a right side view thereof, a left side view being a mirror image of the right side view;

FIG. 5 is a top view thereof; and,

FIG. 6 is a bottom view thereof.

The broken lines shown in FIGS. 1-6 represent portions of the server that form no part of the claimed design.

1 Claim, 6 Drawing Sheets



(56)

References Cited

U.S. PATENT DOCUMENTS

D697,373 S 1/2014 Goodman et al.
D697,374 S 1/2014 Goodman et al.
D698,203 S 1/2014 Goodman et al.
D698,204 S 1/2014 Goodman et al.

D698,205 S * 1/2014 Goodman D7/601
D735,536 S * 8/2015 Goodman D7/637
D748,438 S * 2/2016 Goodman D7/601
D748,439 S * 2/2016 Goodman D7/601
D748,950 S * 2/2016 Goodman D7/601
D748,951 S * 2/2016 Goodman D7/601
D765,474 S * 9/2016 Khaitan D7/601

* cited by examiner

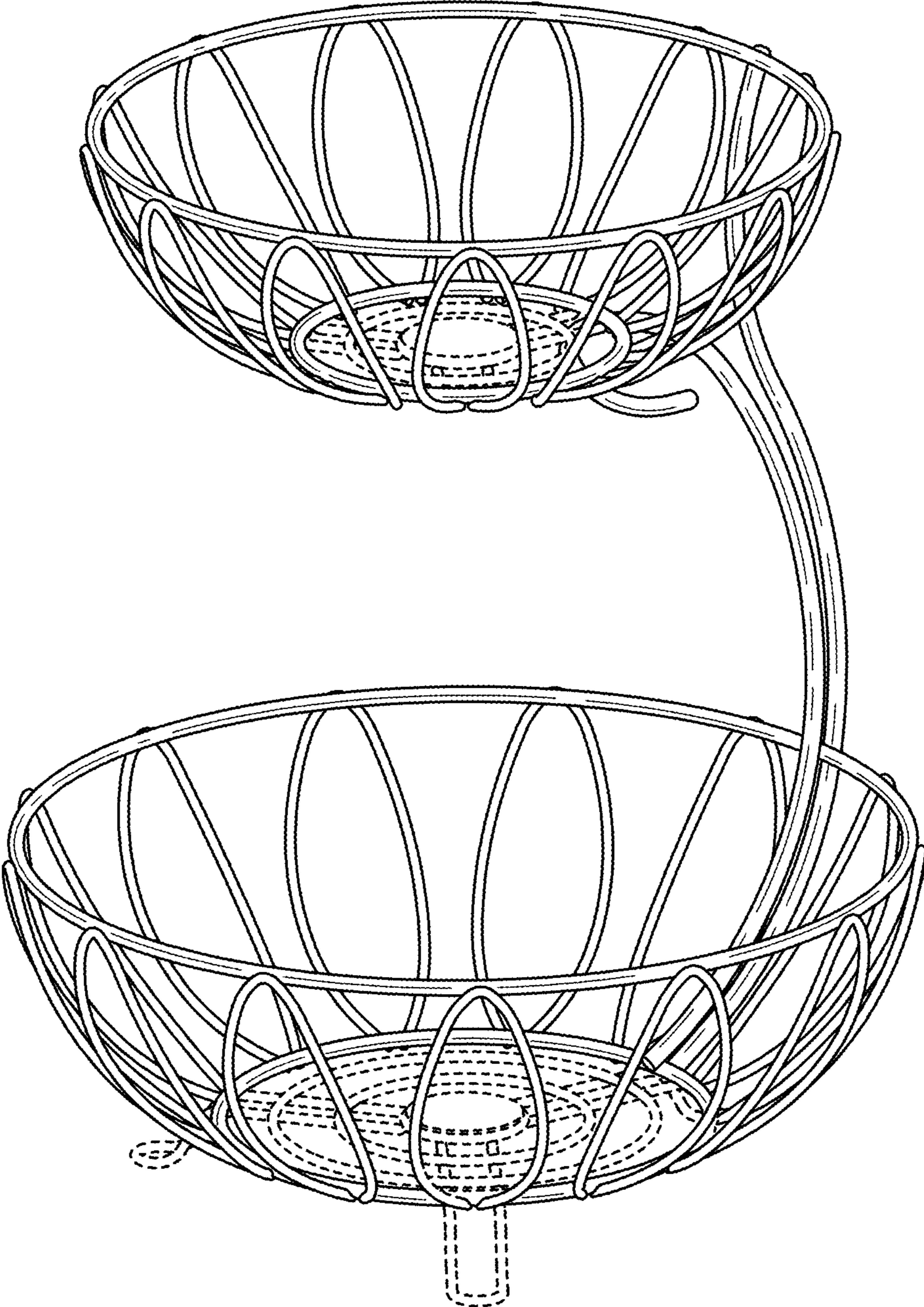


FIG. 1

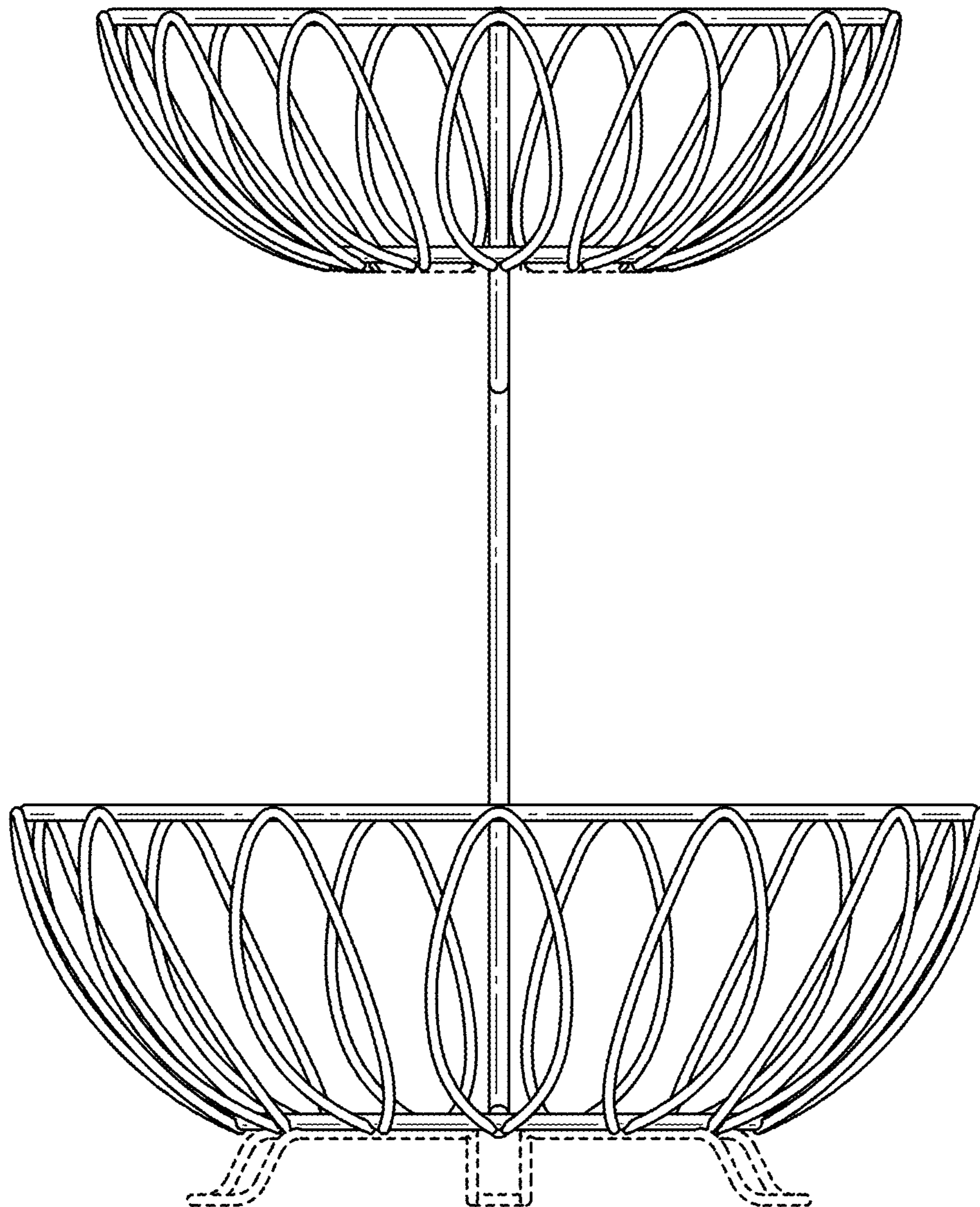


FIG. 2

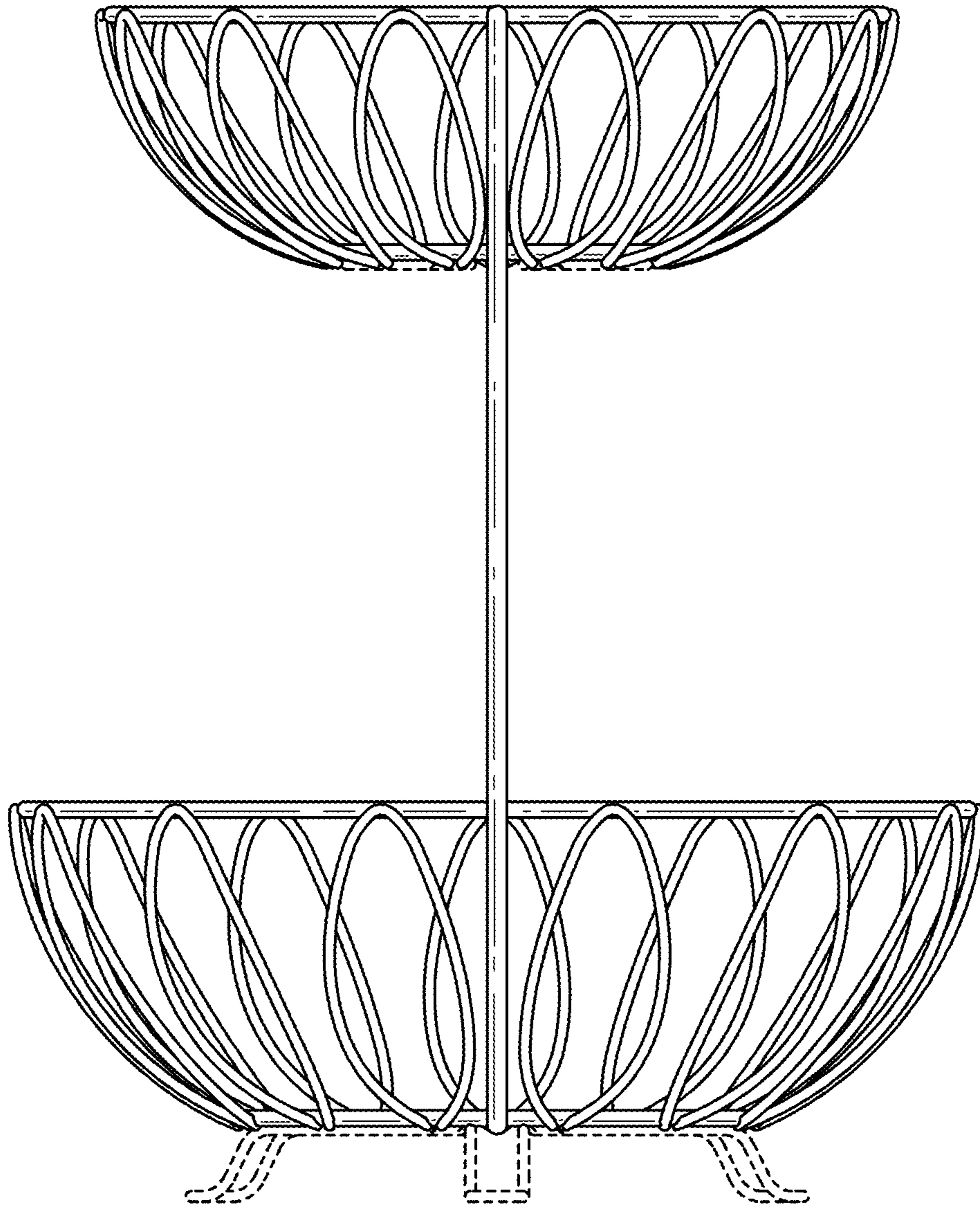


FIG. 3




FIG. 4




FIG. 5

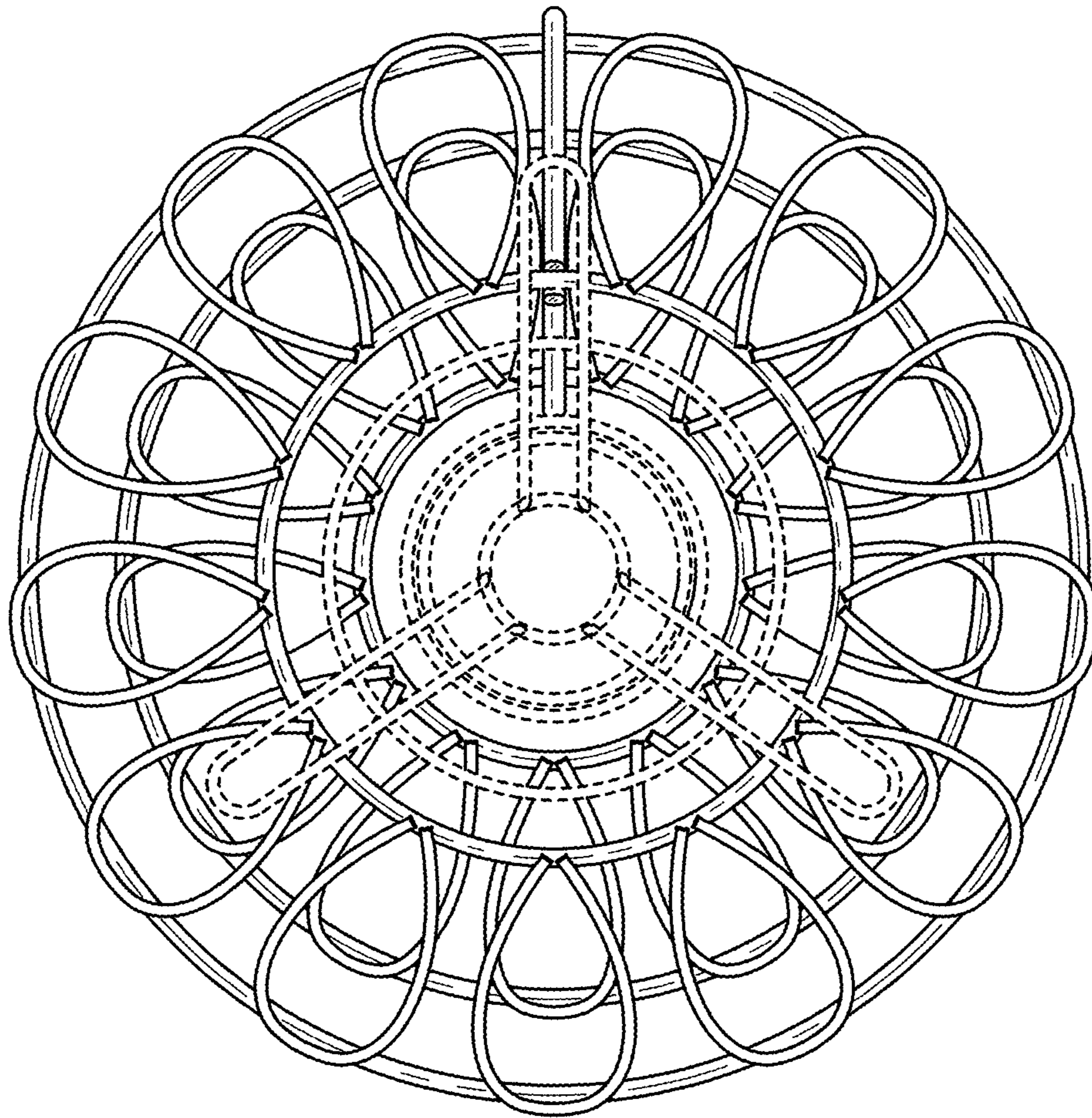


FIG. 6