



US00D771418S

(12) **United States Design Patent**
Merritt

(10) **Patent No.:** **US D771,418 S**

(45) **Date of Patent:** **** Nov. 15, 2016**

(54) **SHELF UNIT**

(71) Applicant: **Liberty Procurement Co. Inc.**, Union,
NJ (US)

(72) Inventor: **John Merritt**, Brooklyn, NY (US)

(73) Assignee: **Liberty Procurement Co. Inc.**, Union,
NJ (US)

(**) Term: **15 Years**

(21) Appl. No.: **29/527,746**

(22) Filed: **May 21, 2015**

(51) **LOC (10) Cl.** **06-06**

(52) **U.S. Cl.**
USPC **D6/675.1**

(58) **Field of Classification Search**
USPC D6/675, 675.1, 672, 673
CPC A47F 5/0018; A47B 57/58; A47B 43/00
See application file for complete search history.

(56) **References Cited**

U.S. PATENT DOCUMENTS

D249,618 S *	9/1978	Oxenhandler	D6/675.1
D255,194 S *	6/1980	Cohen	D6/675.1
D286,115 S *	10/1986	Evans	D6/675.1
D297,085 S *	8/1988	Gieber	D6/675.1
D479,925 S *	9/2003	Hsieh	D6/675.1
D536,659 S *	2/2007	Panasewicz	D12/424
D543,057 S *	5/2007	Grady	D6/675.1
D691,838 S *	10/2013	Hinkle	D6/675.1

D713,660 S *	9/2014	Weatherly	D6/675.1
D734,068 S *	7/2015	Dworman	D6/662.1
2004/0221772 A1 *	11/2004	Narkis	A47B 57/588 108/60
2005/0103734 A1 *	5/2005	Saltzberg	A47B 57/50 211/187
2015/0335152 A1 *	11/2015	Buettner	A47B 47/028 211/69
2016/0007742 A1 *	1/2016	Yang	A47B 61/003 211/123

* cited by examiner

Primary Examiner — Kelley Donnelly

(74) *Attorney, Agent, or Firm* — Lerner, David,
Littenberg, Krumholz & Mentlik, LLP

(57) **CLAIM**

The ornamental design for a shelf unit, as shown and described.

DESCRIPTION

FIG. 1 is a front perspective view of a shelf unit showing our new design;

FIG. 2 is a front view thereof;

FIG. 3 is a rear view thereof;

FIG. 4 is a right side view thereof;

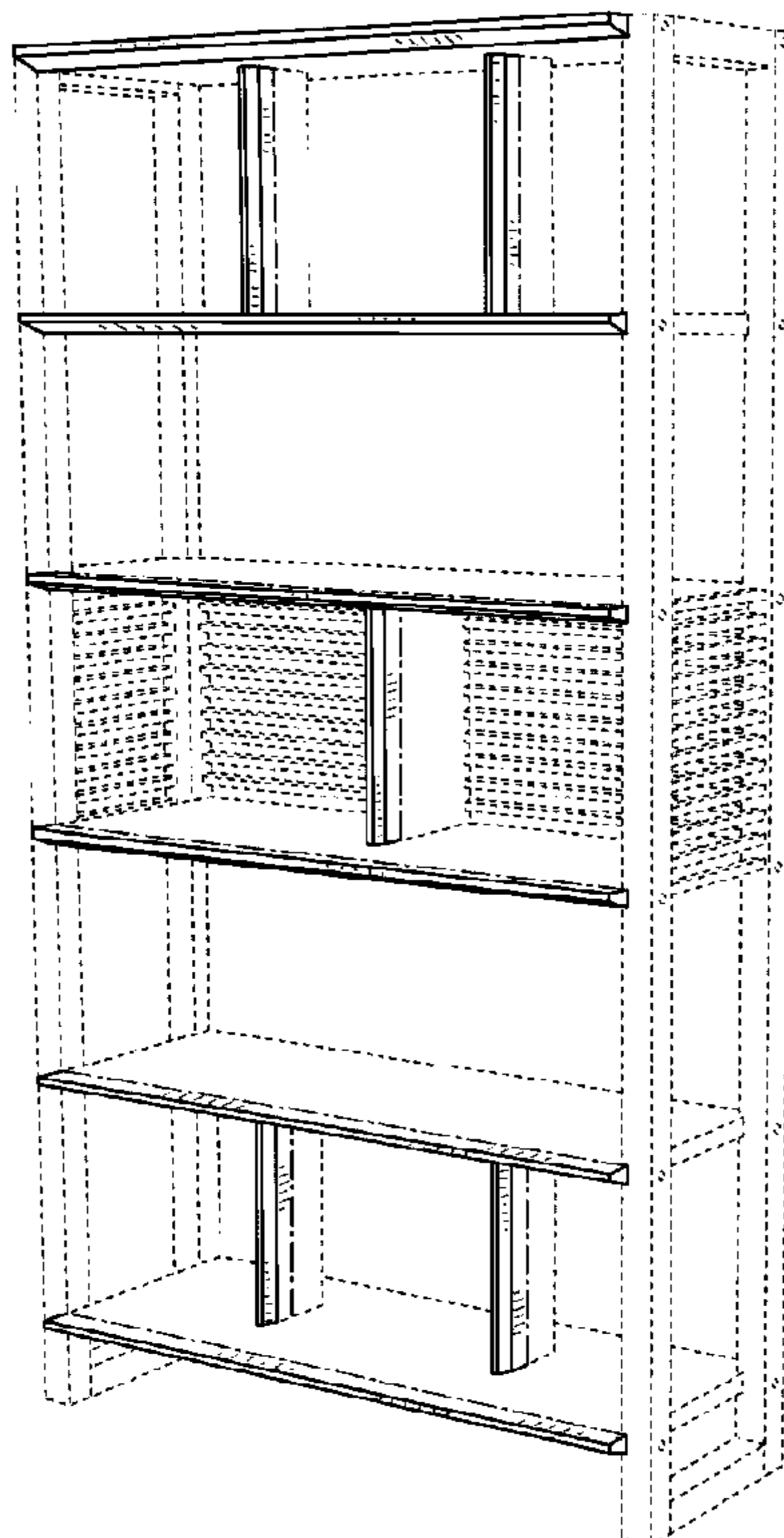
FIG. 5 is a left side view thereof;

FIG. 6 is a top view thereof; and,

FIG. 7 is a bottom view thereof.

The broken lines shown in the drawings represent portions of the shelf unit that form no part of the claimed design. The dot-dashed lines in the figures represent boundary lines defining a boundary of certain aspects of the claimed design.

1 Claim, 5 Drawing Sheets



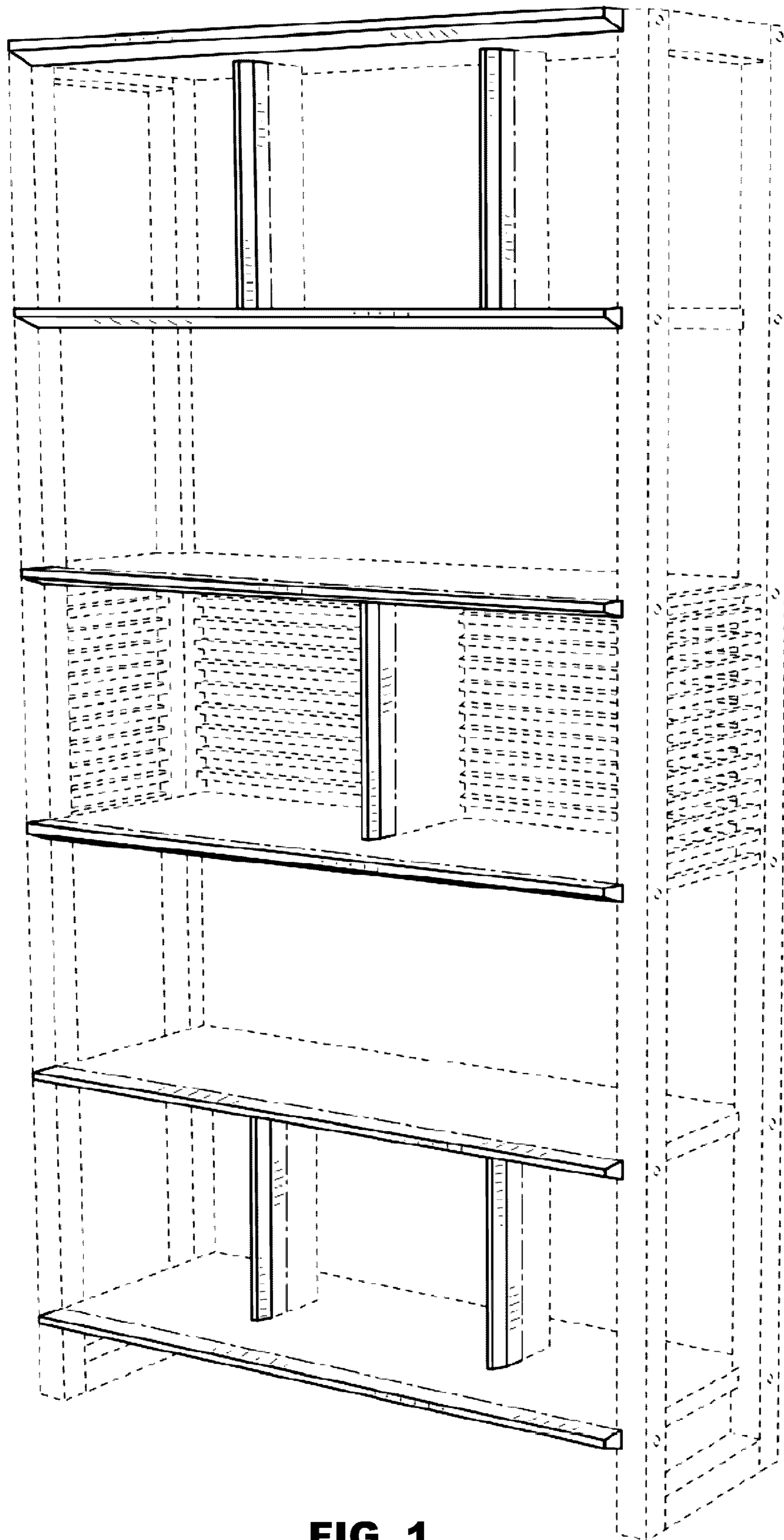


FIG. 1

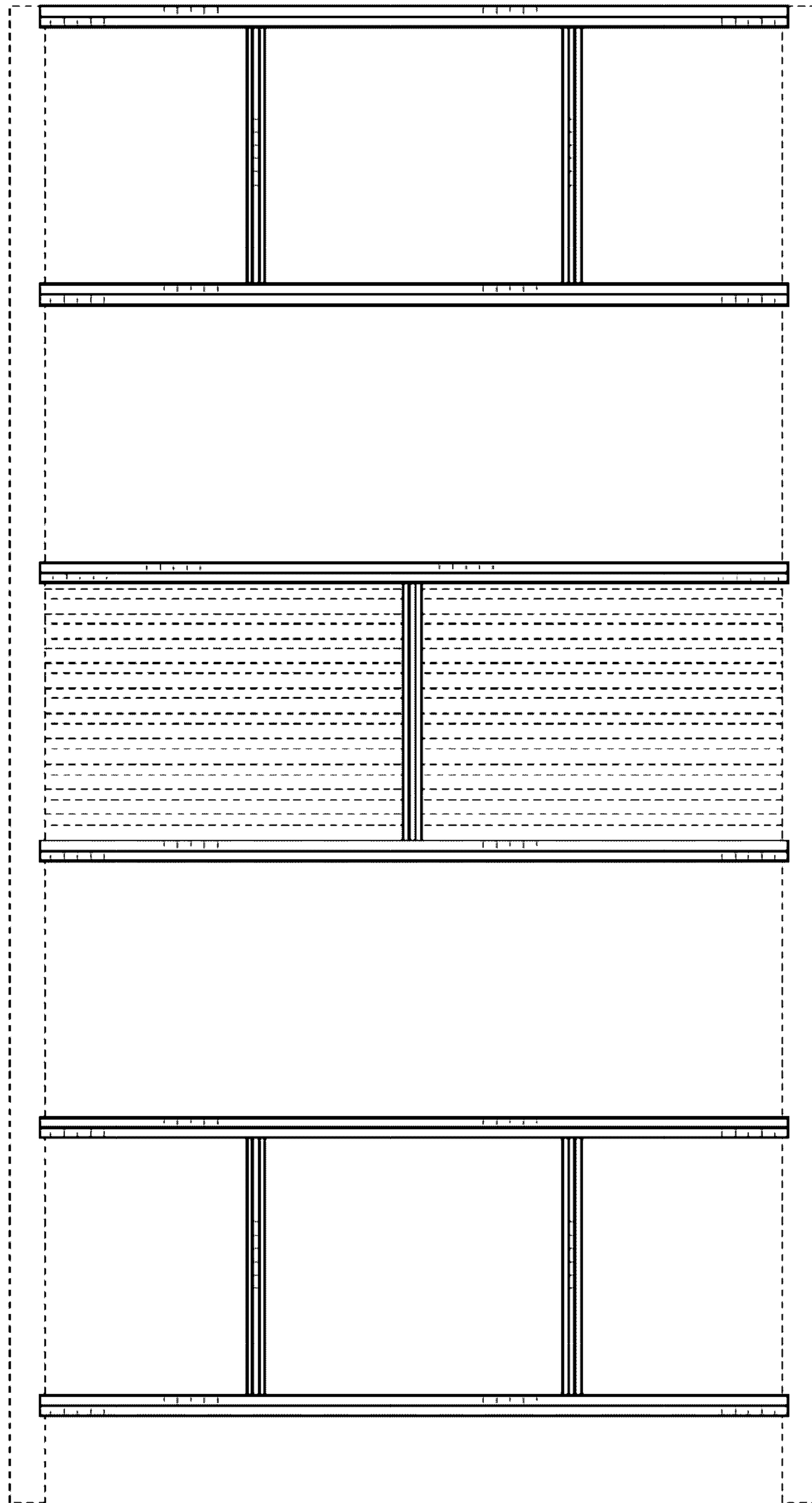


FIG. 2




FIG. 3

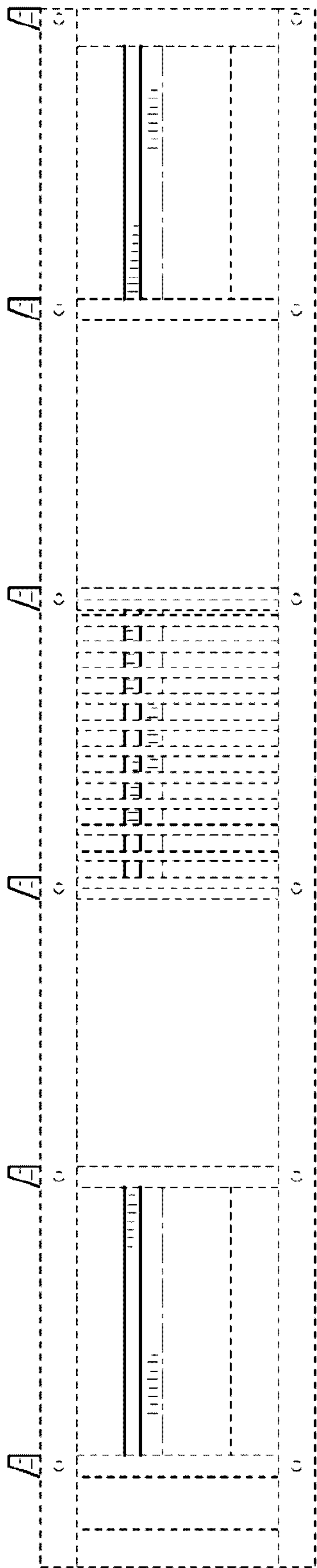


FIG. 4

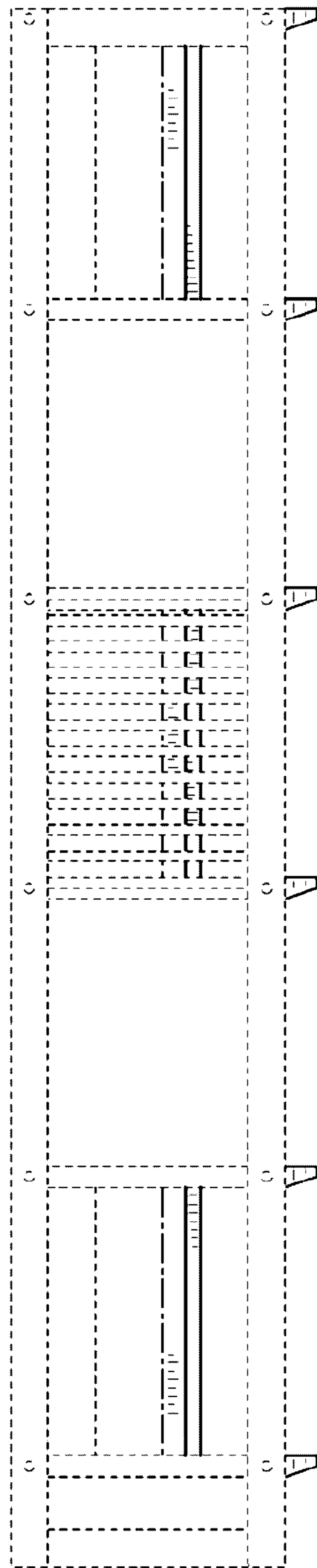


FIG. 5




FIG. 6




FIG. 7