



US00D771409S

(12) **United States Design Patent** (10) **Patent No.:** **US D771,409 S**
Wall (45) **Date of Patent:** **** Nov. 15, 2016**

(54) **PEGBOARD**
(71) Applicant: **Francis Wall**, Denmark, WI (US)
(72) Inventor: **Francis Wall**, Denmark, WI (US)
(73) Assignee: **Francis Wall**, Denmark, WI (US)
(**) Term: **14 Years**

(21) Appl. No.: **29/518,899**

(22) Filed: **Feb. 27, 2015**

(51) **LOC (10) Cl.** **06-04**

(52) **U.S. Cl.**
USPC **D6/553**

(58) **Field of Classification Search**
USPC D6/553, 566, 571, 572; D25/58, 138,
D25/153, 156, 152, 155; 211/87.01, 90.04;
248/220.31; D8/21-28
CPC A47K 1/09; F16B 2/06; F16B 21/02;
F16M 13/02; F16M 11/041; F16M 13/00
See application file for complete search history.

(56) **References Cited**

U.S. PATENT DOCUMENTS

3,255,987	A	6/1966	Gatch	
3,407,454	A	10/1968	Myatt	
3,443,783	A	5/1969	Fisher	
3,800,369	A	4/1974	Nikolits et al.	
4,527,760	A	7/1985	Salacuse	
D491,286	S *	6/2004	Winig	D25/152
D491,287	S *	6/2004	Winig	D25/152

D498,005	S *	11/2004	Winig	D25/152
D499,195	S *	11/2004	Winig	D25/152
7,357,669	B2	4/2008	Gabet	
D755,592	S *	5/2016	Bullard	D8/17
2007/0258795	A1 *	11/2007	Nakazato	F16B 5/065 411/508

* cited by examiner

Primary Examiner — Wan Laymon

Assistant Examiner — Mark Booker

(74) *Attorney, Agent, or Firm* — Andrus Intellectual Property Law, LLP

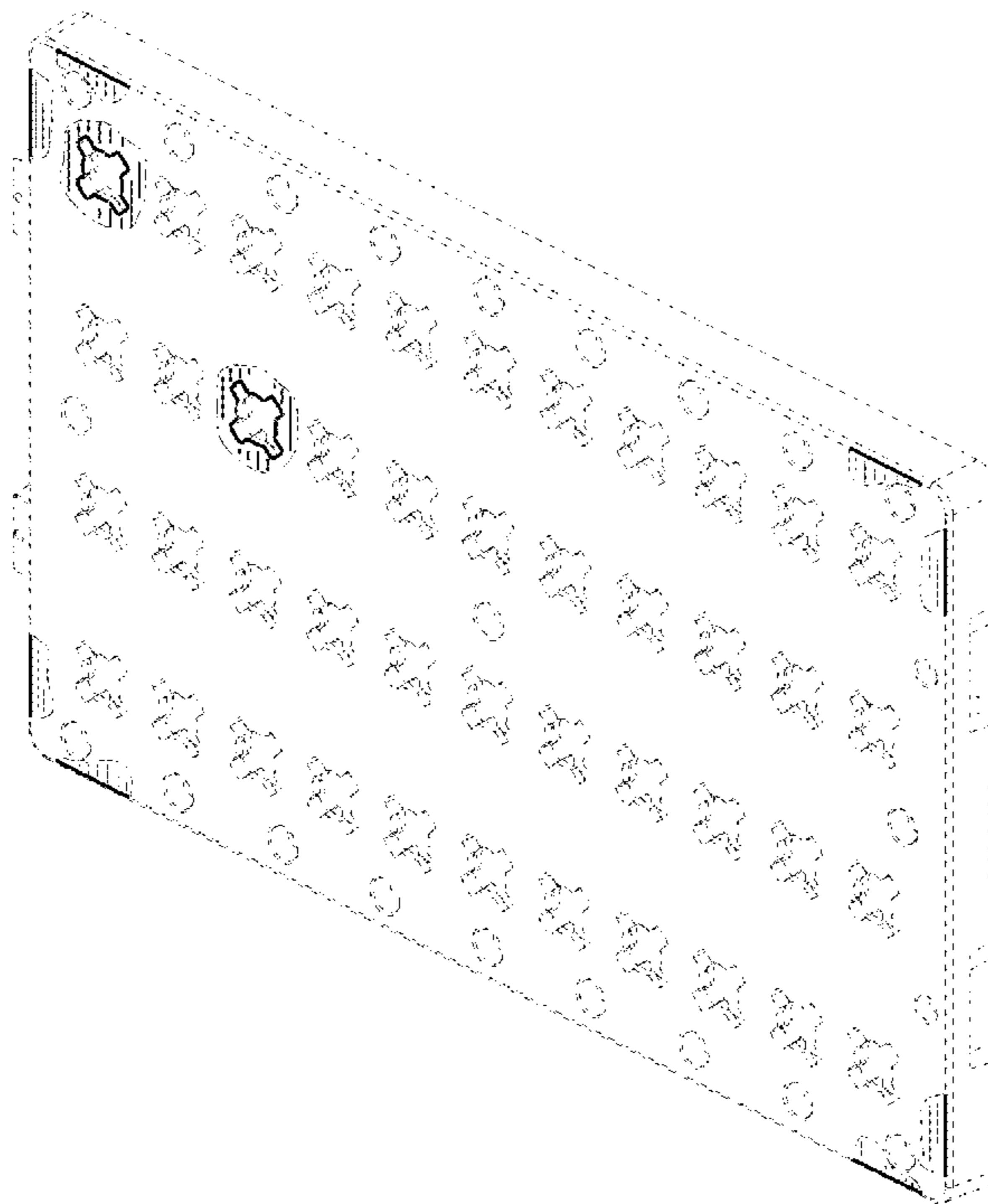
(57) **CLAIM**

The ornamental design for a pegboard, as shown and described.

DESCRIPTION

FIG. 1 is a perspective view of a lockable pegboard and pin apparatus according to the invention;
FIG. 2 is a front view of the invention shown in FIG. 1;
FIG. 3 is a bottom view of the invention shown in FIG. 1;
FIG. 4 is a top view of the invention shown in FIG. 1;
FIG. 5 is a right side view of the invention shown in FIG. 1;
FIG. 6 is a left side view of the invention shown in FIG. 1;
and,
FIG. 7 is a rear view of the invention shown in FIG. 1.
The broken line showing immediately adjacent the shaded areas represents boundaries to the claimed design and forms no part of the claimed design. The broken lines shown in the figures represent portions of the pegboard that form no part of the claimed design.

1 Claim, 4 Drawing Sheets



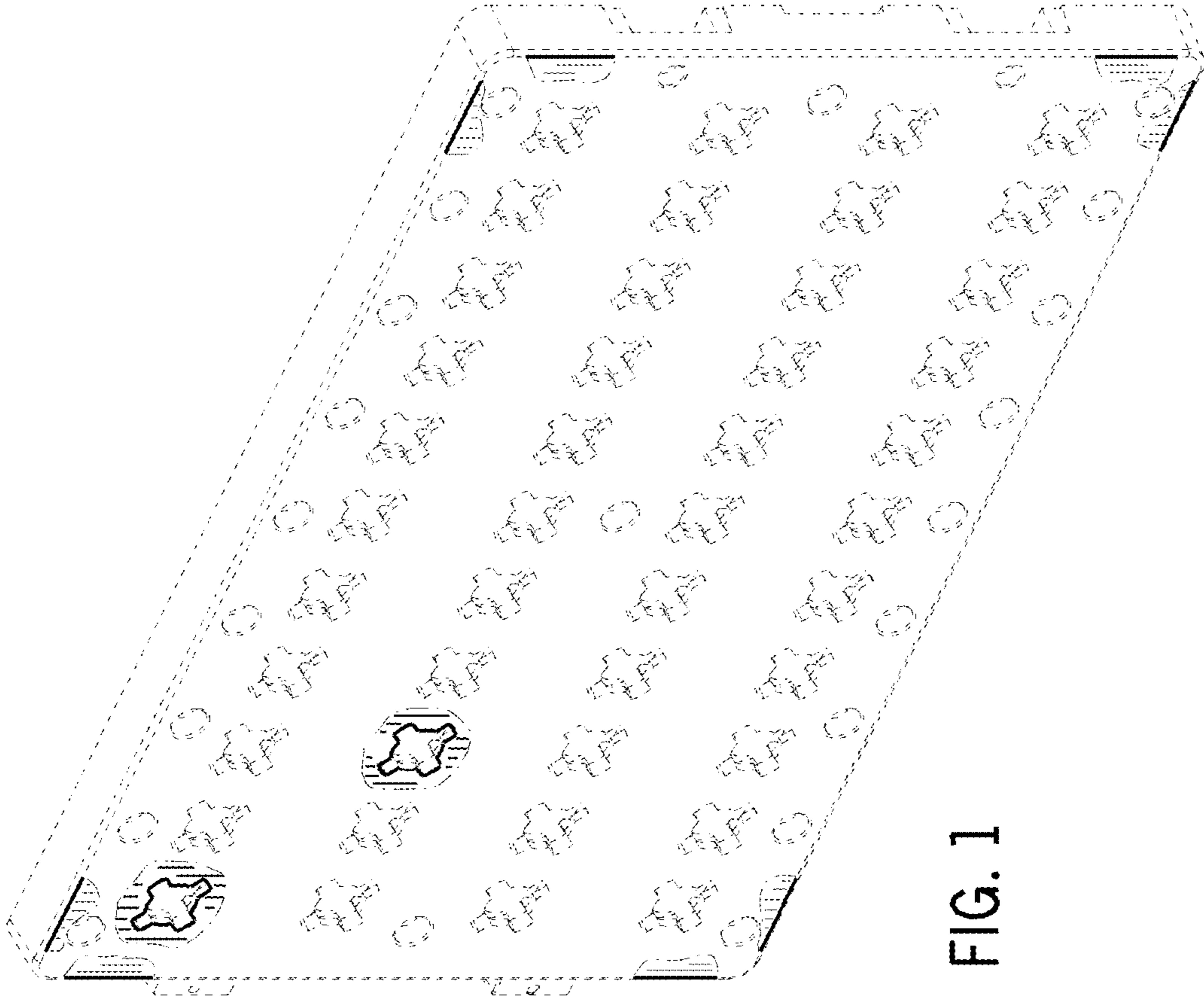


FIG. 1




FIG. 2




FIG. 3




FIG. 4

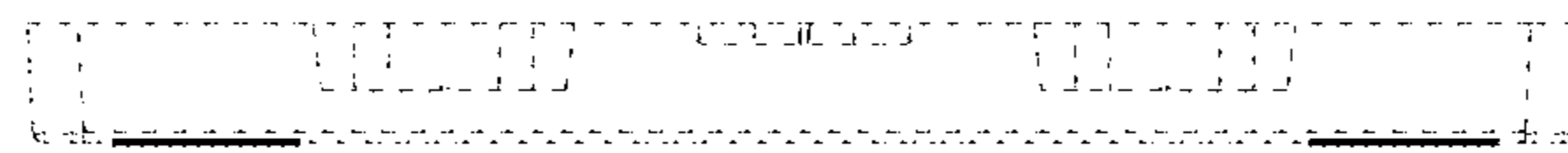


FIG. 5

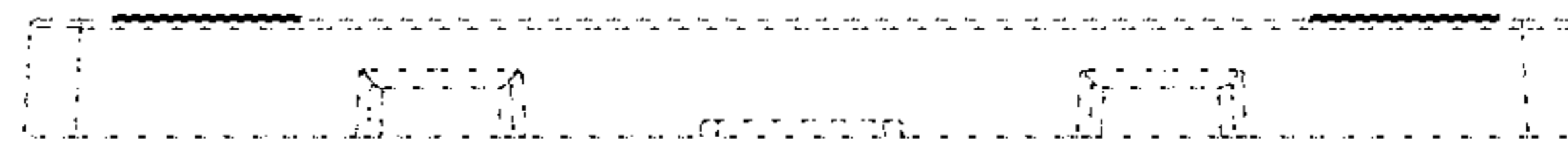


FIG. 6




FIG. 7