



US00D771364S

(12) **United States Design Patent** (10) **Patent No.:** **US D771,364 S**
Nester et al. (45) **Date of Patent:** **** Nov. 15, 2016**

(54) **INSOLE**

(56) **References Cited**

(71) Applicant: **Reckitt Benckiser (Brands) Limited**,
Slough (GB)

U.S. PATENT DOCUMENTS

(72) Inventors: **Christopher Nester**, Salford (GB); **Raj Dev**, Warwick (GB)

6,301,805	B1 *	10/2001	Howlett	A43B 7/142
				36/145
D458,739	S *	6/2002	Merceron	D2/953
D495,861	S *	9/2004	Georgiou	D2/947
D576,396	S *	9/2008	Wolff	D2/946
D588,348	S *	3/2009	Elliott	D2/961
D591,494	S *	5/2009	Jolicoeur	D2/961
D604,033	S *	11/2009	Feldman	D2/961
D610,788	S *	3/2010	Della Valle	D2/954
D617,086	S *	6/2010	Avent	D2/961
D626,321	S *	11/2010	Cagner	D2/954
D664,754	S *	8/2012	Klein	D2/961
D665,566	S *	8/2012	Klein	D2/961
D689,276	S *	9/2013	Klein	D2/961
D698,137	S *	1/2014	Carr	D2/954
D722,755	S *	2/2015	Vasyli	D2/961
D743,681	S *	11/2015	Wakeland	D2/961

(73) Assignee: **RECKITT BENCKISER (BRANDS) LIMITED**, Berkshire (GB)

(**) Term: **15 Years**

(21) Appl. No.: **29/543,273**

(22) Filed: **Oct. 22, 2015**

(30) **Foreign Application Priority Data**

Apr. 27, 2015 (EM) 002690164-0004

(51) **LOC (10) Cl.** **02-04**

(52) **U.S. Cl.**
USPC **D2/961**

(58) **Field of Classification Search**
USPC D2/953, 957, 958, 959, 960, 968, 946,
D2/947, 951, 955, 956, 961, 976; 36/83,
36/88, 91, 92, 93, 94, 95, 96, 97, 98, 136,
36/25 R, 36 R, 43, 44, 71
CPC A43B 7/14; A43B 7/1405; A43B 7/141;
A43B 7/1415; A43B 7/142; A43B 7/1425;
A43B 7/143; A43B 7/1435; A43B 7/144;
A43B 7/1445; A43B 7/146; A43B 7/1465;
A43B 7/1475; A43B 7/148; A43B 7/1485;
A43B 7/149; A43B 7/1495; A43B 7/16;
A43B 7/18; A43B 7/19; A43B 7/22; A43B
7/223; A43B 7/226; A43B 7/28; A43B 7/30;
A43B 7/32; A43B 7/34; A43B 7/36; A43B
7/38; A43B 13/383; A43B 13/386; A43B
13/39; A43B 13/40; A43B 13/42; A43B
17/14

See application file for complete search history.

(Continued)

Primary Examiner — Elizabeth J Oswecki

(74) *Attorney, Agent, or Firm* — Troutman Sanders LLP;
Ryan A. Schneider; Chris N. Davis

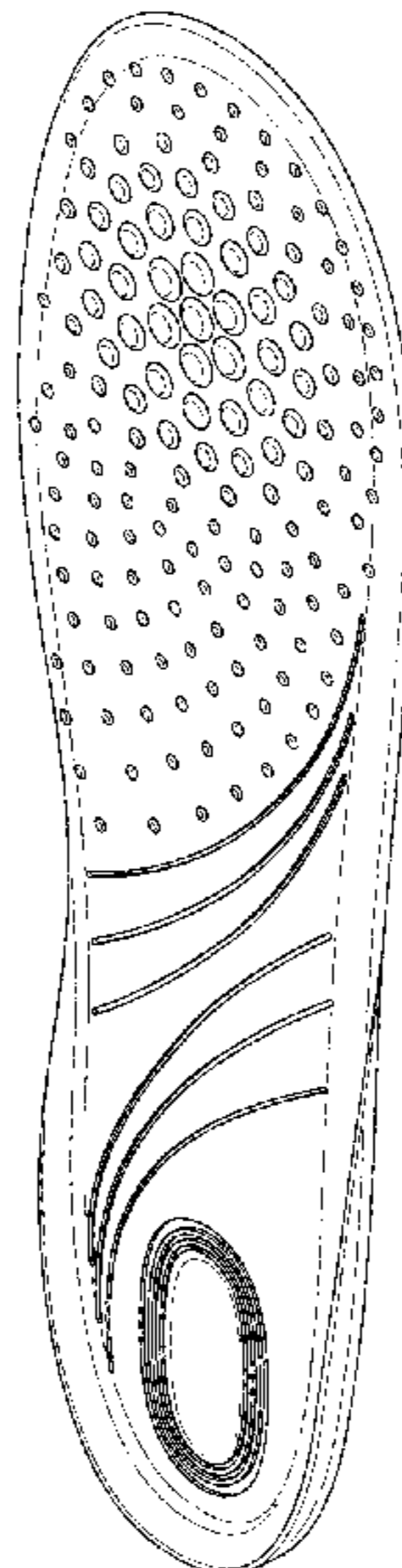
(57) **CLAIM**

The ornamental design for an insole, as shown and described.

DESCRIPTION

FIG. 1 is a perspective view of an insole showing our new design;
FIG. 2 is a top view thereof;
FIG. 3 is a bottom view thereof;
FIG. 4 is a side view thereof;
FIG. 5 is an opposite side view thereof;
FIG. 6 is a front view thereof; and,
FIG. 7 is a back view thereof.

1 Claim, 4 Drawing Sheets



(56)

References Cited

U.S. PATENT DOCUMENTS

D761,543 S *	7/2016	Granger	D2/961
D762,366 S *	8/2016	Granger	D2/961
D762,367 S *	8/2016	Granger	D2/961
2010/0205831 A1 *	8/2010	Cheskin	A43B 1/0009 36/44

* cited by examiner

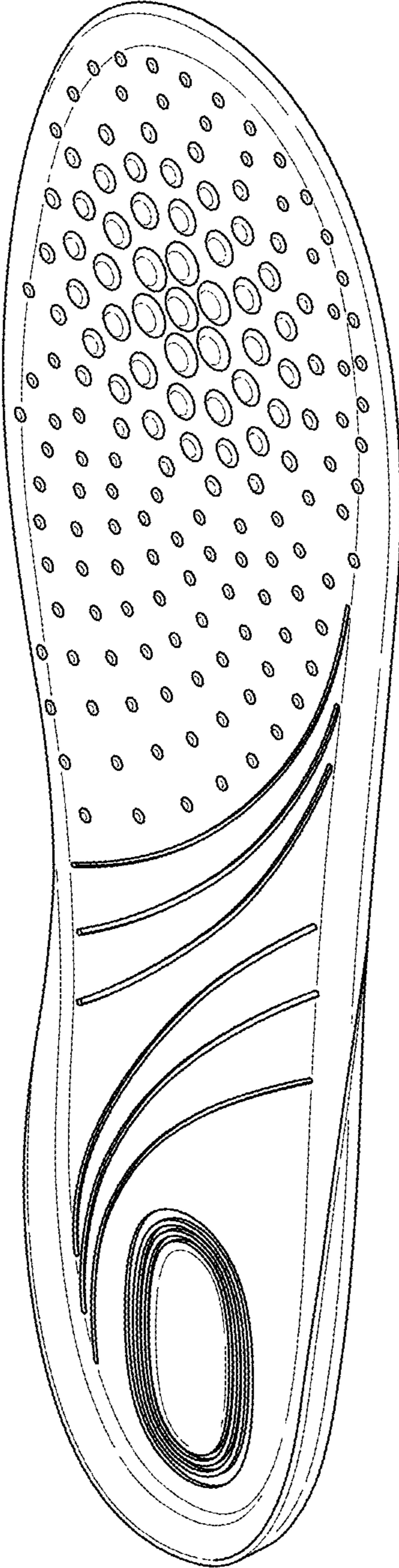


Fig. 1

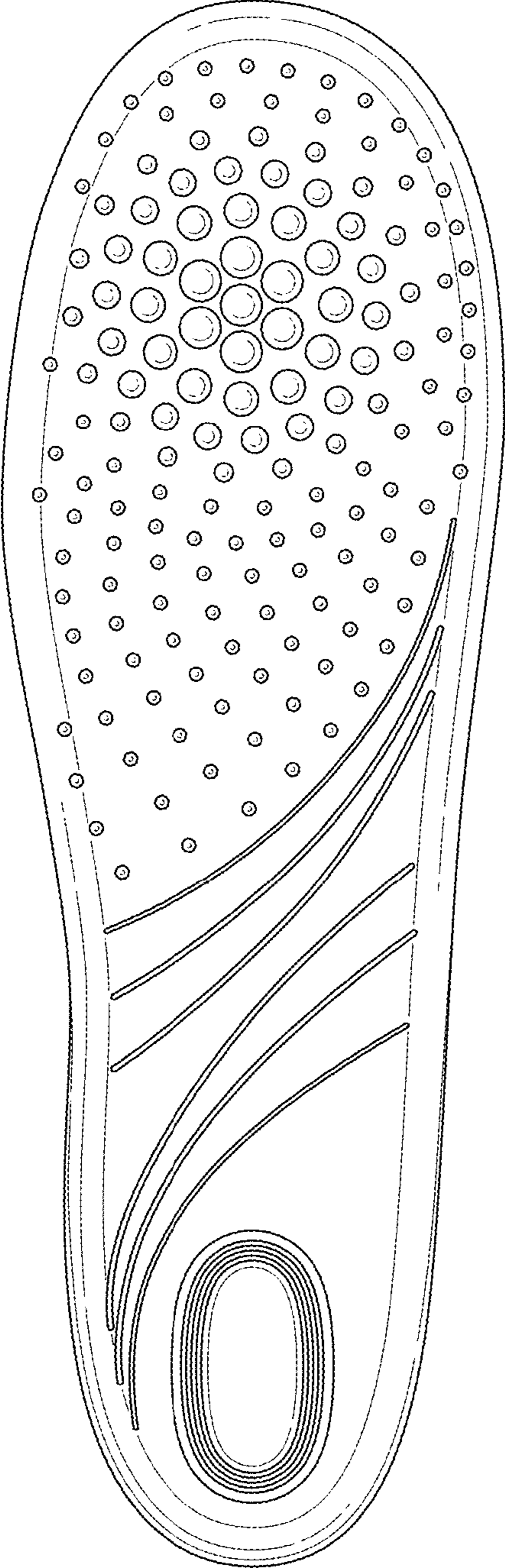


Fig. 2

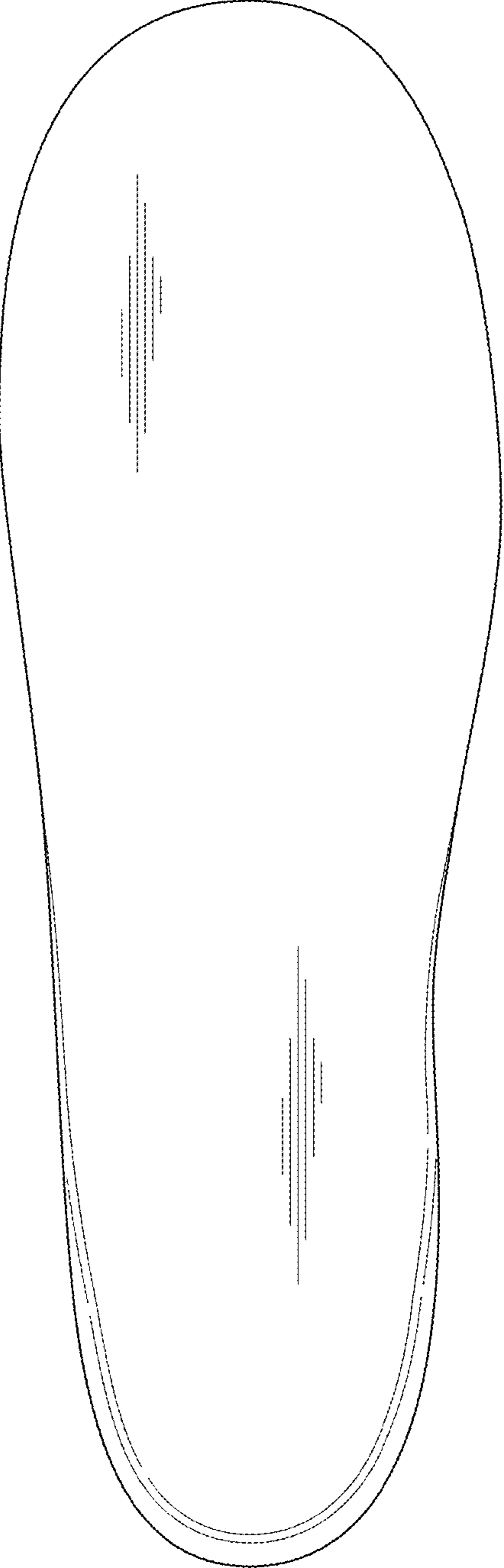


Fig. 3



Fig. 4



Fig. 5




Fig. 6

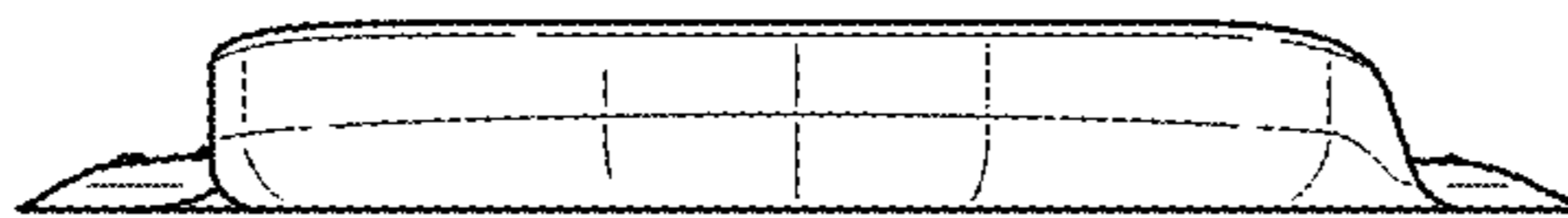


Fig. 7