



US00D771359S

(12) **United States Design Patent**  
**De Brito**

(10) **Patent No.:** **US D771,359 S**

(45) **Date of Patent:** **\*\* Nov. 15, 2016**

- (54) **SANDAL**
- (71) Applicant: **Grendene S.A.**, Sobral (BR)
- (72) Inventor: **Robson Castilho De Brito**, Sobral (BR)
- (73) Assignee: **Grendene S.A.**, Farroupilha RS (BR)
- (\*\*) Term: **15 Years**
- (21) Appl. No.: **29/539,668**
- (22) Filed: **Sep. 16, 2015**
- (51) **LOC (10) Cl.** ..... **02-04**
- (52) **U.S. Cl.**  
USPC ..... **D2/917**
- (58) **Field of Classification Search**  
USPC ..... D2/896-900, 916-925, 940, 943, 946,  
D2/947-952, 969; 36/45, 11.5, 3 A, 3 R,  
36/7.5, 7.6, 7.7  
CPC ..... A43B 3/12; A43B 3/10; A43B 3/122;  
A43B 23/25  
See application file for complete search history.

- D648,511 S \* 11/2011 Trickey ..... D2/917
- D661,065 S \* 6/2012 Marcos Da Silva ..... D2/917
- D711,077 S \* 8/2014 Bell ..... D2/917

\* cited by examiner

*Primary Examiner* — Ian Simmons

*Assistant Examiner* — Rashida C Walshon

(74) *Attorney, Agent, or Firm* — Luedeka Neely Group, P.C.

(57) **CLAIM**

The ornamental design for a sandal, as shown and described.

**DESCRIPTION**

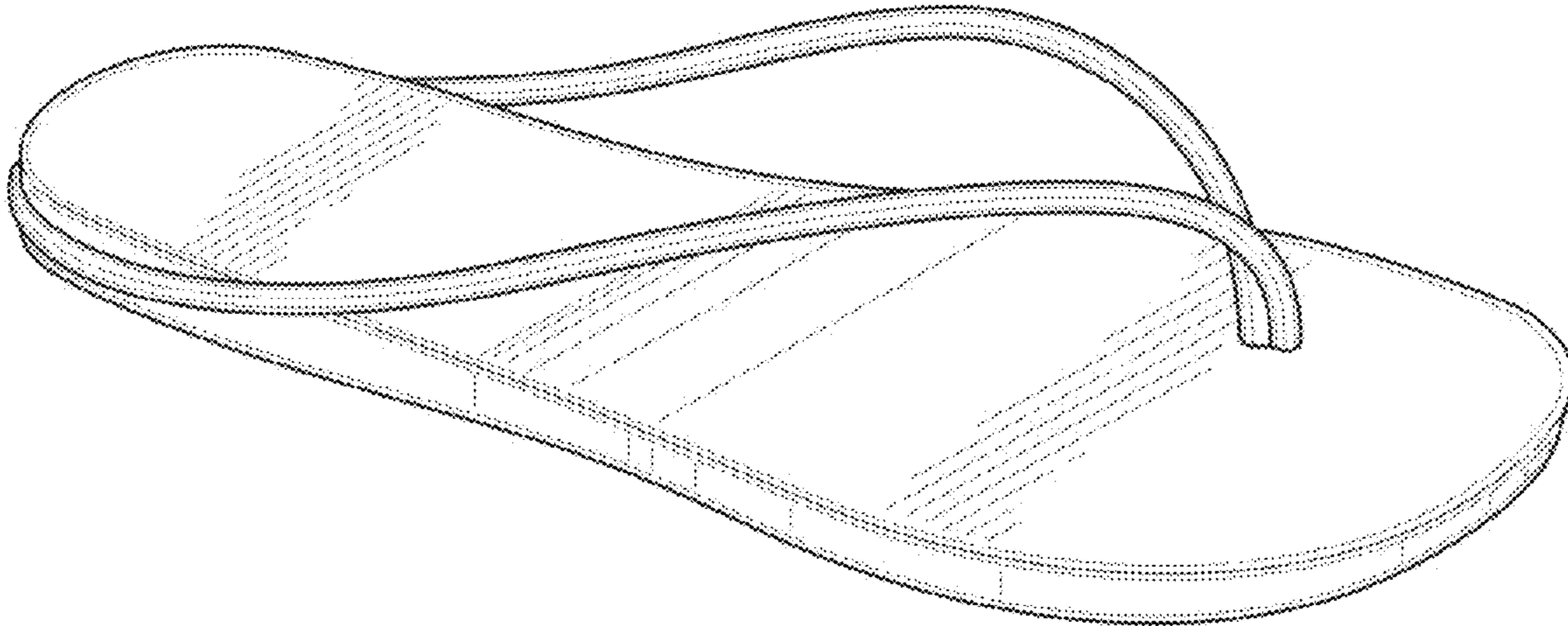
FIG. 1 is a perspective view of a sandal of my new design. FIG. 2 is a bottom plan view of the sandal of FIG. 1. FIG. 3 is a top plan view of the sandal of FIG. 1. FIG. 4 is a front end view of the sandal of FIG. 1. FIG. 5 is a back end view of the sandal of FIG. 1. FIG. 6 is a left side elevation view of the sandal of FIG. 1; and, FIG. 7 is a right side elevation view of the sandal of FIG. 1. The broken lines in the drawings are included for the purpose of illustrating unclaimed features and form no part of the claimed design.

(56) **References Cited**

**U.S. PATENT DOCUMENTS**

- D456,123 S \* 4/2002 Powell ..... D2/917
- D635,757 S \* 4/2011 Ward, Jr. .... D2/917

**1 Claim, 4 Drawing Sheets**



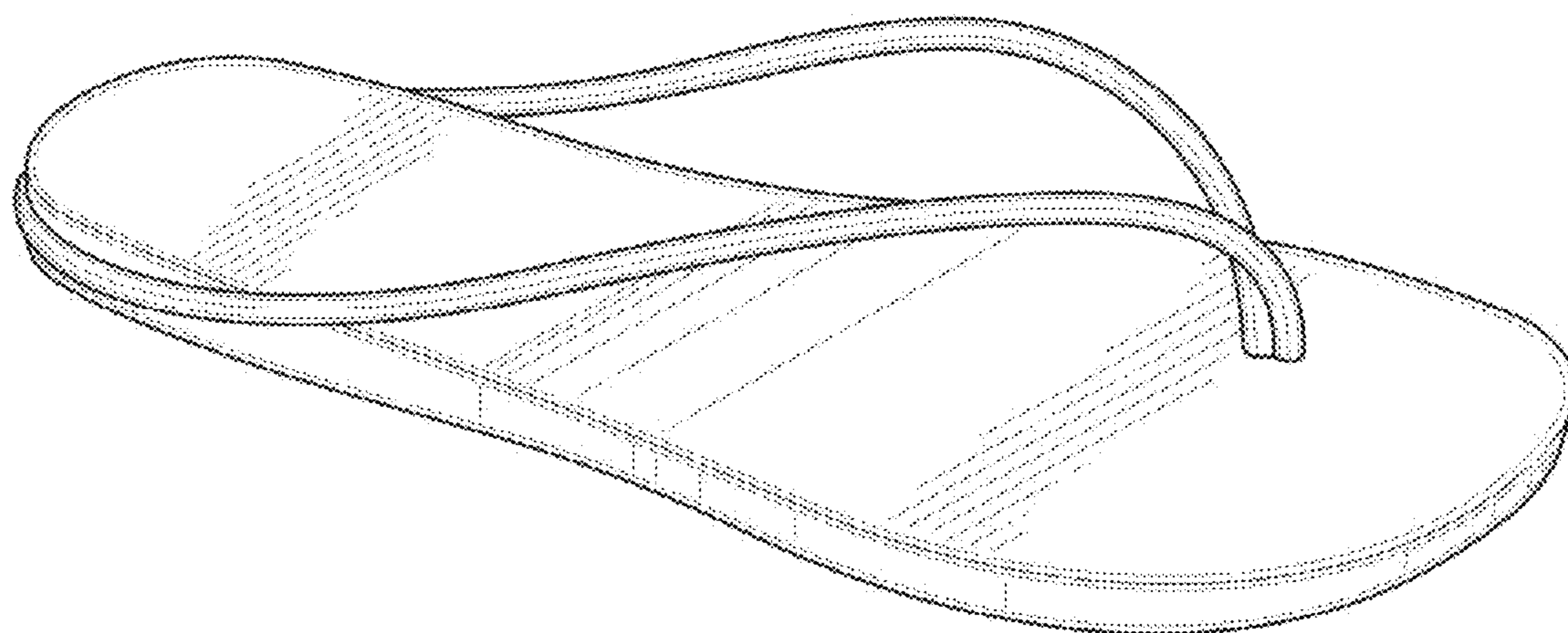


FIG. 1

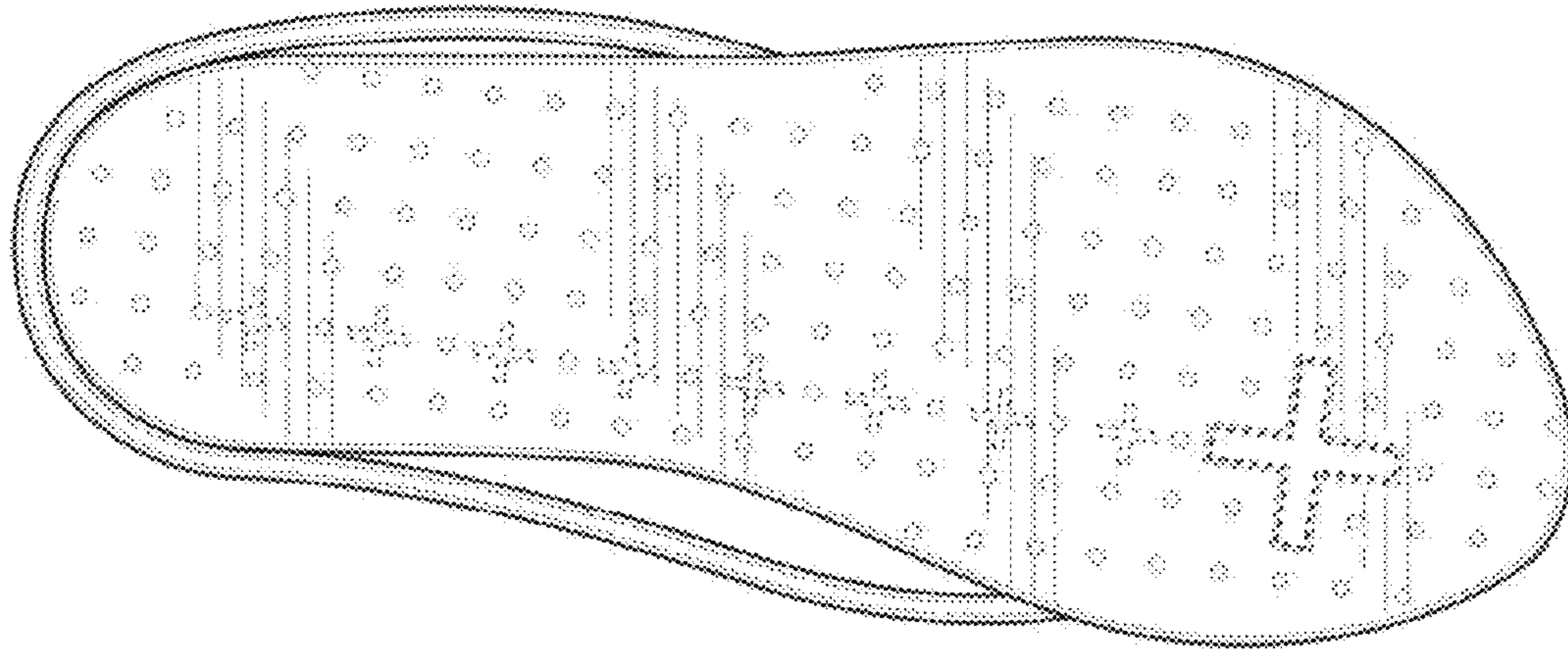


FIG. 2

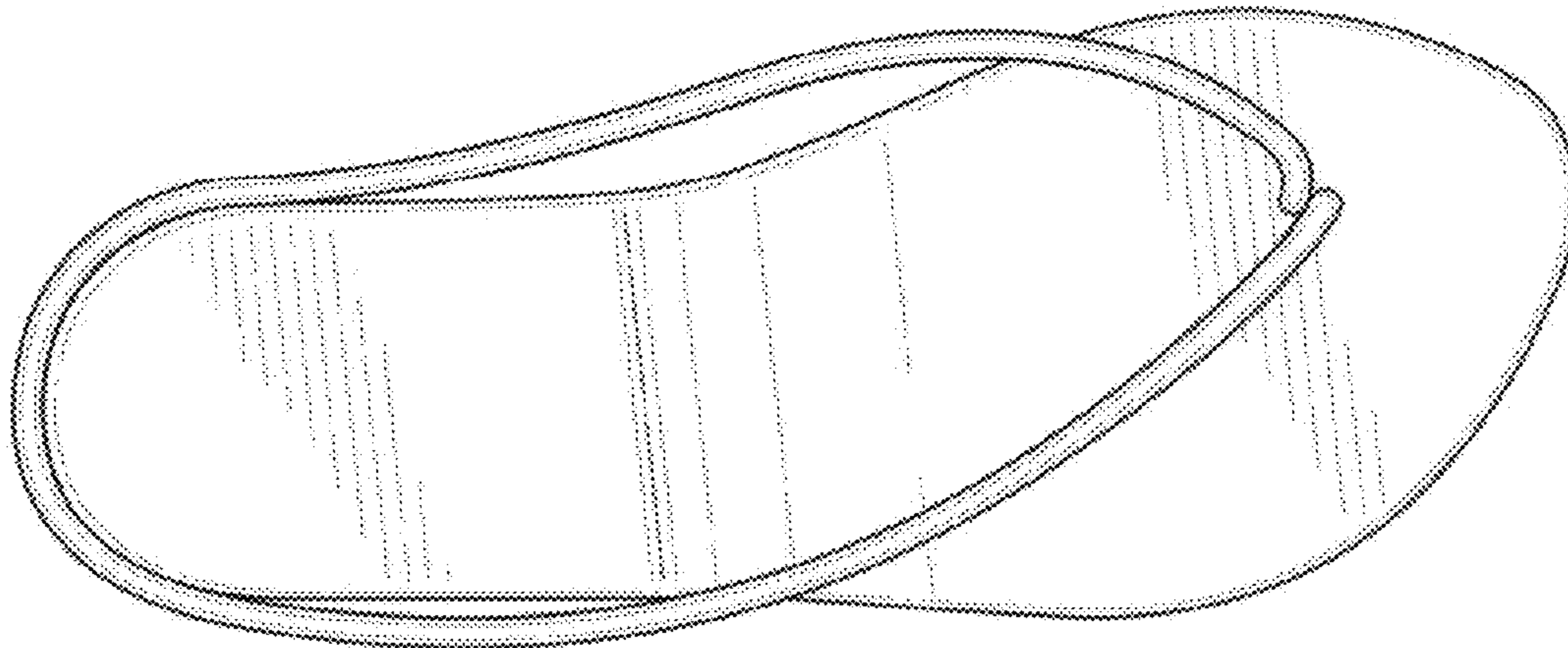


FIG. 3

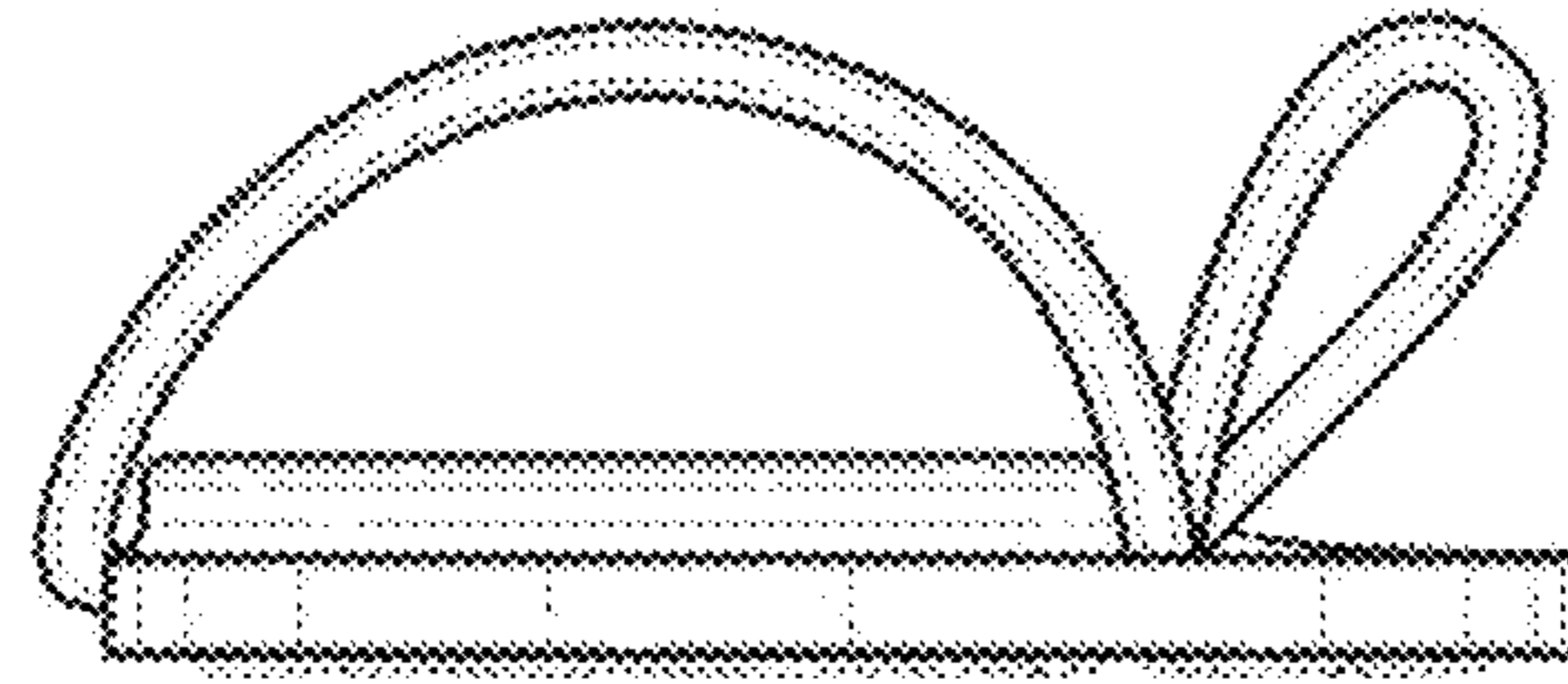


FIG. 4

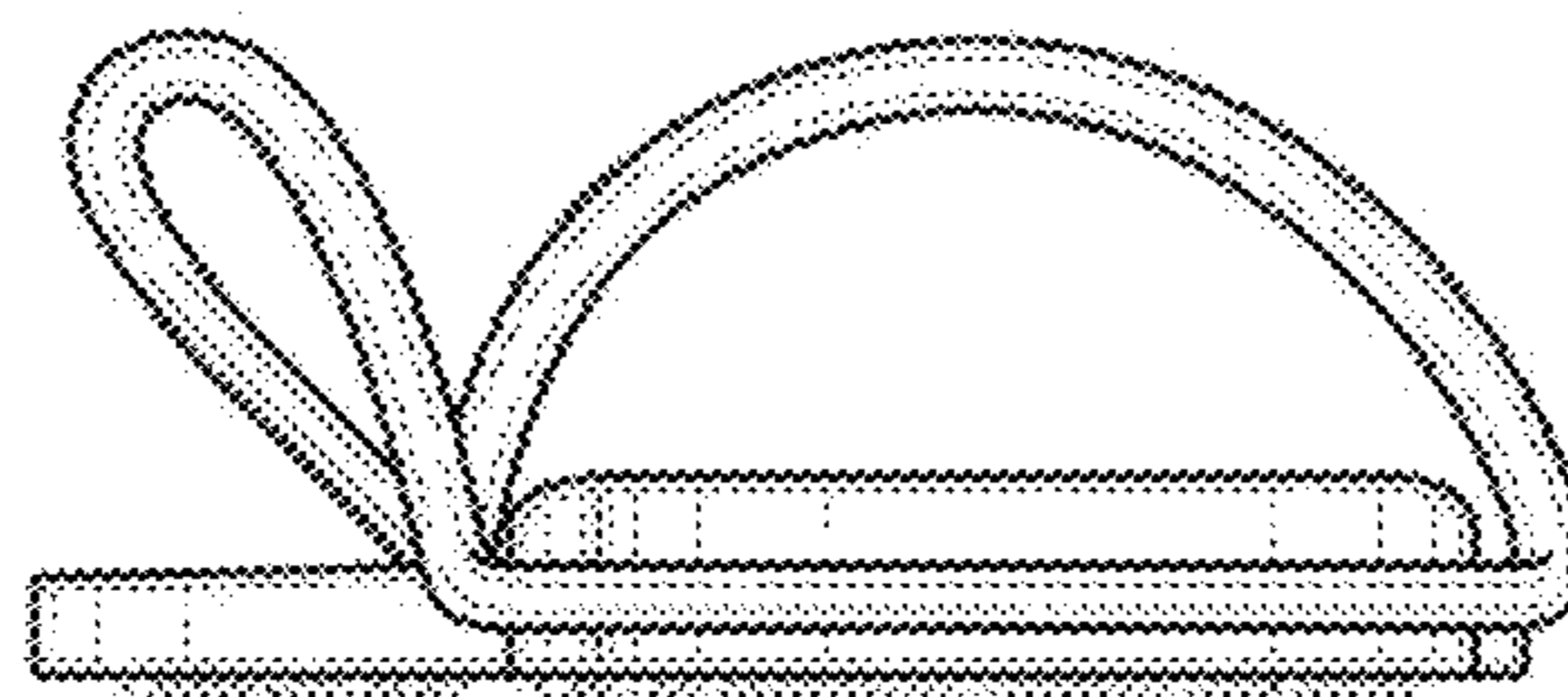


FIG. 5






FIG. 6




FIG. 7