



US00D771325S

(12) **United States Design Patent** (10) **Patent No.:** **US D771,325 S**
Byrne (45) **Date of Patent:** **** Nov. 8, 2016**

- (54) **LIZARD ROPE PET TOY**
- (71) Applicant: **C.B. Worldwide, Inc.**, Mammoth Lakes, CA (US)
- (72) Inventor: **Charles A. Byrne**, Mammoth Lakes, CA (US)
- (73) Assignee: **C.B. Worldwide, Inc.**, Mammoth Lakes, CA (US)
- (**) Term: **14 Years**
- (21) Appl. No.: **29/508,007**
- (22) Filed: **Nov. 1, 2014**
- (51) **LOC (10) Cl.** **30-99**
- (52) **U.S. Cl.**
USPC **D30/160**
- (58) **Field of Classification Search**
USPC D30/160; D21/624
CPC A01K 15/025; A01K 15/026; A01K 15/027; A61J 17/00; A63H 33/00
See application file for complete search history.

D171,733 S *	3/1954	Roberts	D21/624
D319,605 S *	9/1991	Jenks	D30/160
D436,147 S *	1/2001	Barnes	D21/624
D452,593 S *	12/2001	Kaplan	D30/160
D500,902 S *	1/2005	Crane	D30/160
D627,526 S *	11/2010	Hass	D30/160
D711,600 S *	8/2014	Byrne	D30/160
D728,171 S *	4/2015	Byrne	D30/160

* cited by examiner

Primary Examiner — Cathy Anne MacCormac
(74) *Attorney, Agent, or Firm* — Hackler Daghighian Martino & Novak

(57) **CLAIM**

The ornamental design for a lizard rope pet toy, as shown and described.

DESCRIPTION

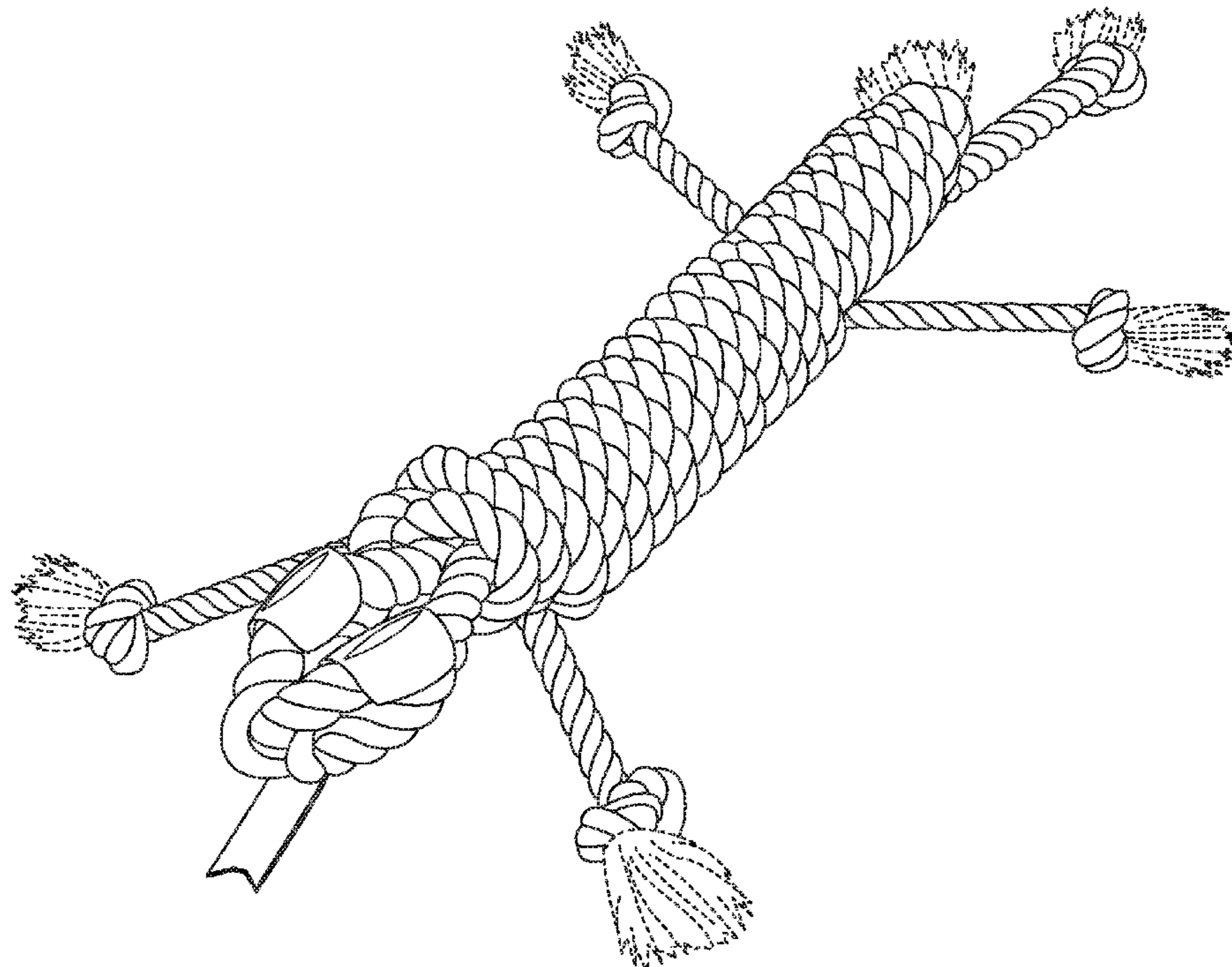
FIG. 1 is a perspective view of a lizard rope pet toy embodying my new design;
FIG. 2 is a front elevation view of FIG. 1;
FIG. 3 is a rear elevation view of FIG. 1;
FIG. 4 is a right side elevation view of FIG. 1;
FIG. 5 is a left side elevation view of FIG. 1;
FIG. 6 is a top plan view of FIG. 1; and,
FIG. 7 is a bottom plan view of FIG. 1.
The broken lines depict environmental subject matter, are for illustration only and form no part of the claimed design.

1 Claim, 4 Drawing Sheets

(56) **References Cited**

U.S. PATENT DOCUMENTS

D62,489 S *	6/1923	Lange	D21/624
D72,380 S *	4/1927	Mannel	D21/624
D138,026 S *	6/1944	Donahue	D21/624
D169,802 S *	6/1953	Carver	D21/624



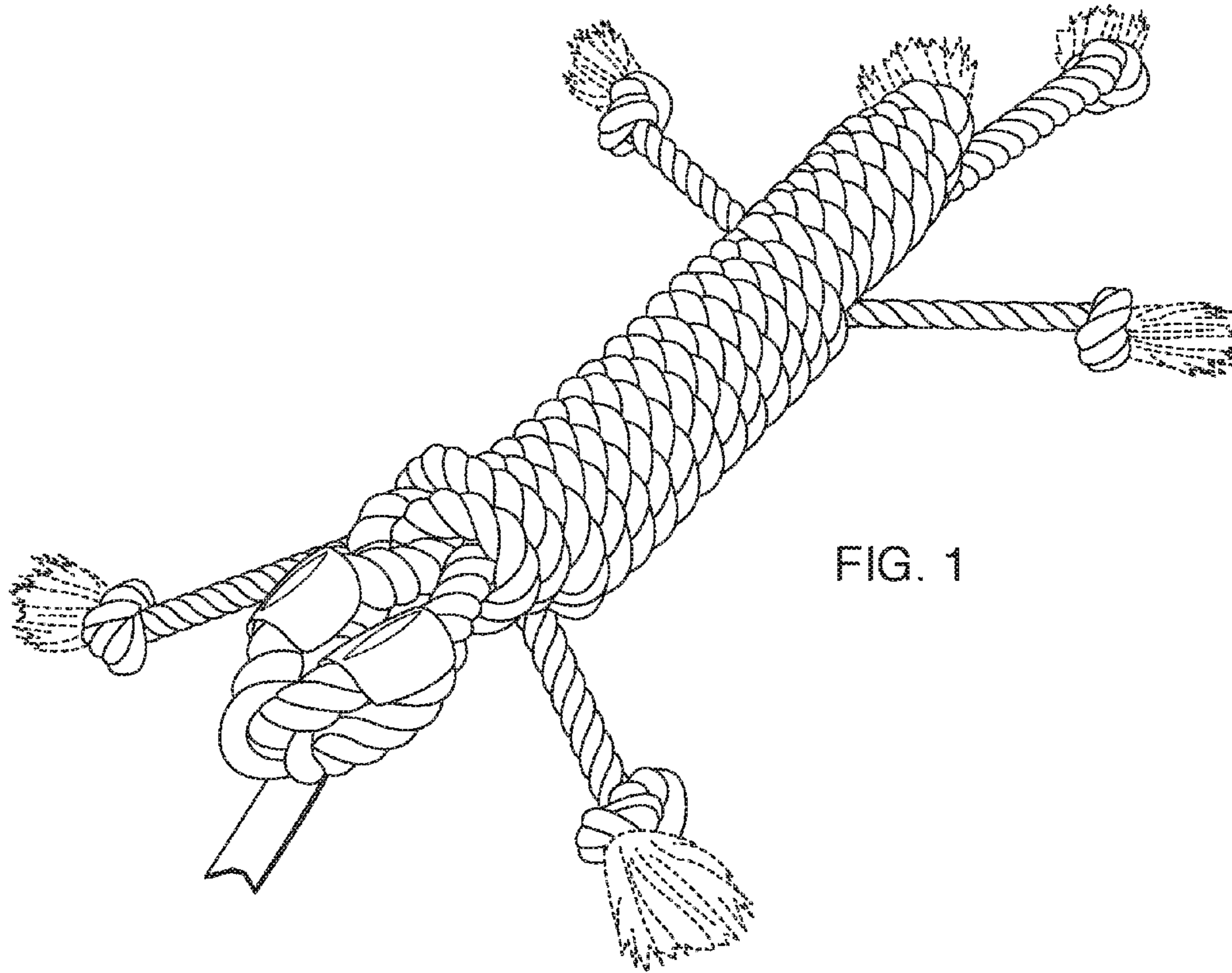


FIG. 1

FIG. 2


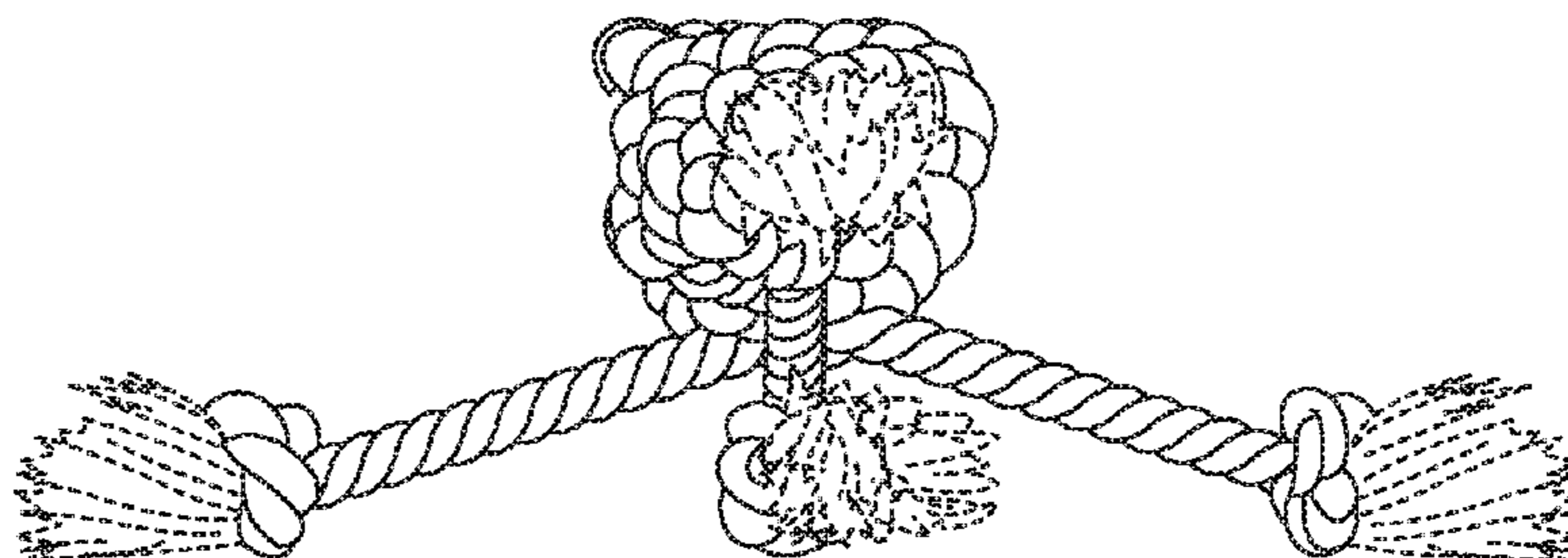


FIG. 3



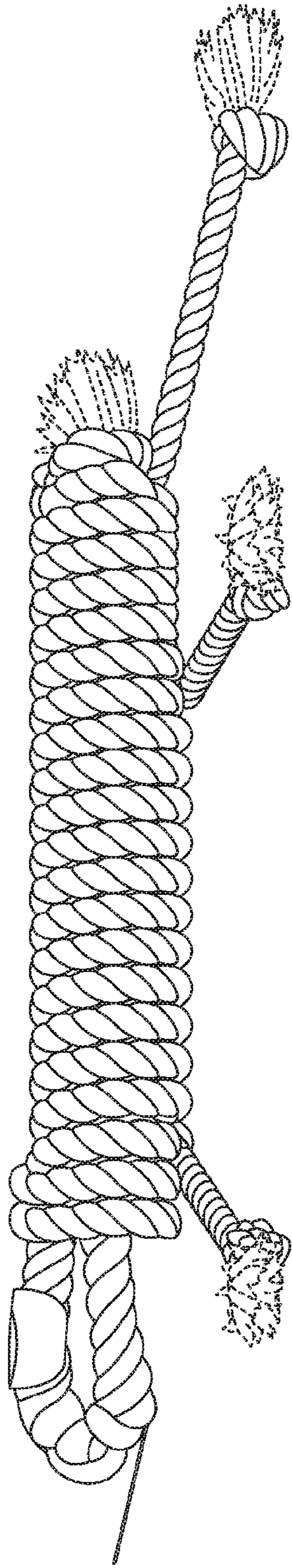


FIG. 4

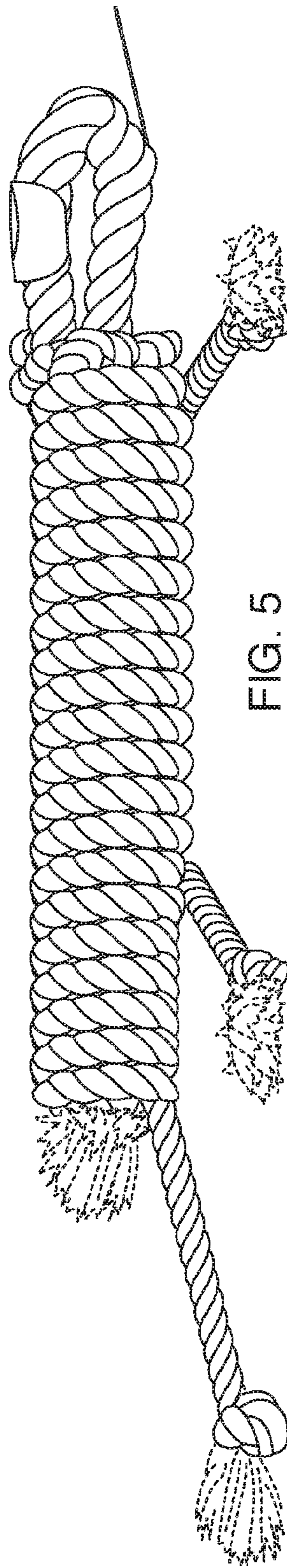


FIG. 5

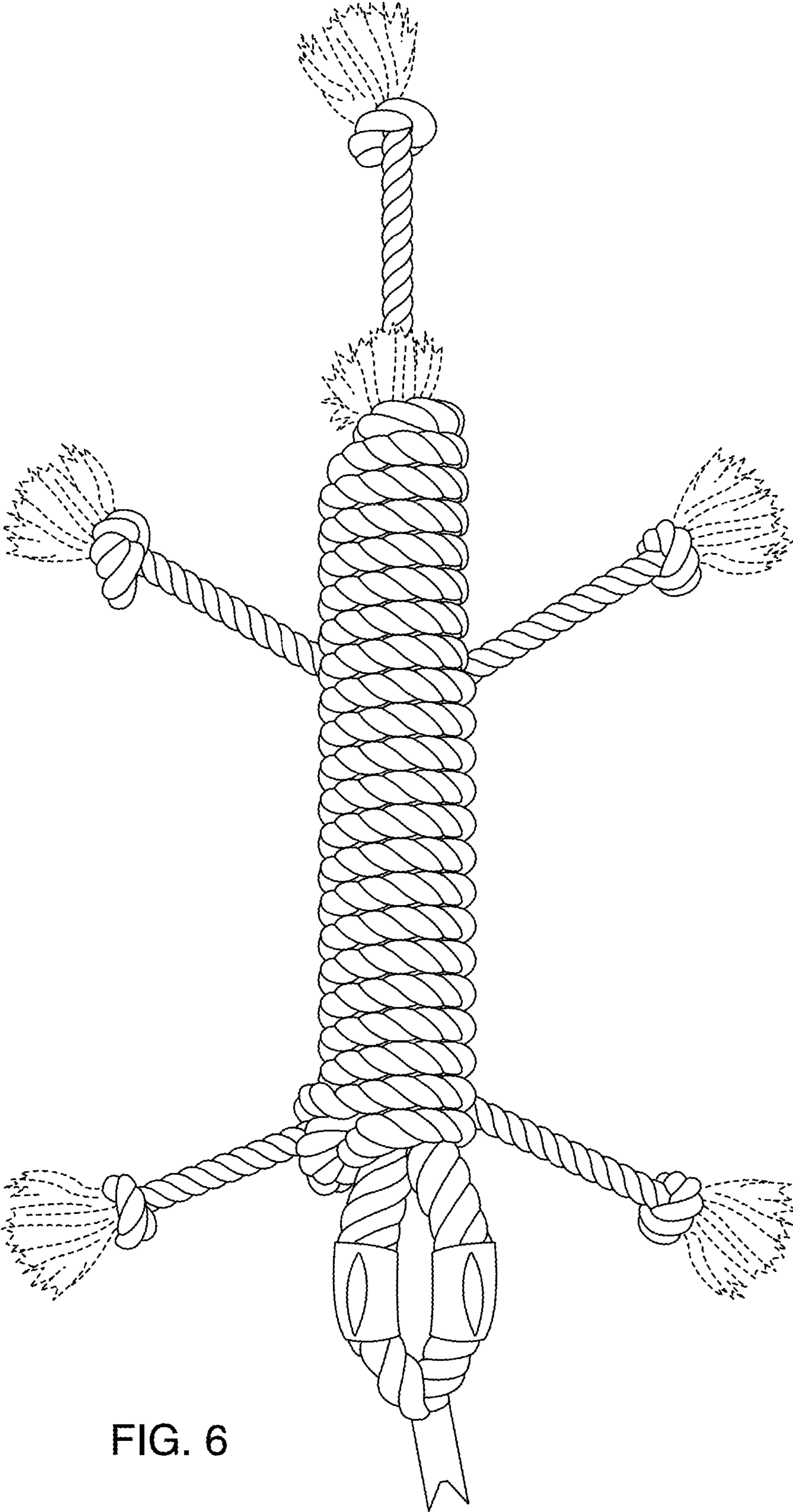


FIG. 6

