



US00D771321S

(12) **United States Design Patent** (10) **Patent No.:** **US D771,321 S**
Sanchez (45) **Date of Patent:** **** Nov. 8, 2016**

(54) **SAFETY HELMET**

(71) Applicant: **Soldadoras Industriales Infra, S.A. DE C.V.**, Naucalpan de Juarez (MX)

(72) Inventor: **Eduardo Alva Sanchez**, Mexico City (MX)

(73) Assignee: **SOLDADORAS INDUSTRIALES INFRA, S.A. DE C.V.**, Naucalpan de Juarez (MX)

(**) Term: **15 Years**

(21) Appl. No.: **29/530,389**

(22) Filed: **Jun. 16, 2015**

(51) **LOC (10) Cl.** **29-02**

(52) **U.S. Cl.**
USPC **D29/104**

(58) **Field of Classification Search**
USPC D29/102-107, 122
CPC A63B 71/10; A63B 71/222; A63B 71/04;
A63B 71/166; A63B 71/288; A63B 71/32;
A63B 71/105; A42B 3/222; A42B 3/166;
A42B 3/04; A42B 3/228; A42B 3/32; A42B
3/105; A01K 55/00

See application file for complete search history.

(56) **References Cited**

U.S. PATENT DOCUMENTS

D705,492 S * 5/2014 Zhu D29/102
D756,568 S * 5/2016 Scanlon D29/102

* cited by examiner

Primary Examiner — Robert Delehanty

(74) *Attorney, Agent, or Firm* — Westman, Champlin & Koehler, P.A.; Z. Peter Sawicki

(57) **CLAIM**

The ornamental design for a safety helmet, as shown and described.

DESCRIPTION

FIG. 1 is a front view of a safety helmet, showing my new design.

FIG. 2 is a rear view thereof;

FIG. 3 is a right side view thereof;

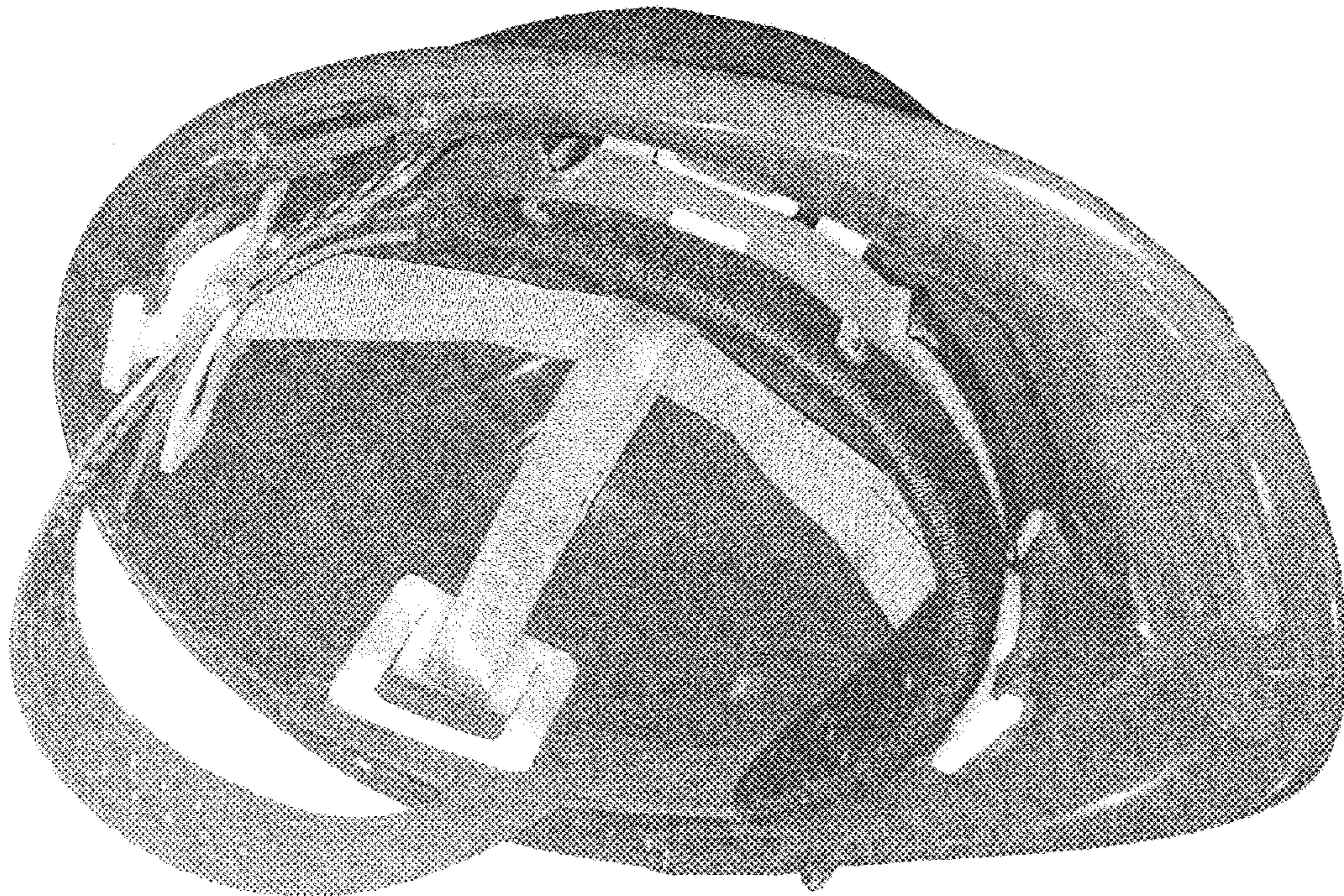
FIG. 4 is a left side view thereof;

FIG. 5 is a top view thereof;

FIG. 6 is a bottom view thereof; and,

FIG. 7 is a front, bottom, right side perspective view thereof shown in condition of use with a head rest mounting device.

1 Claim, 7 Drawing Sheets






Figure 1



Figure 2




Figure 3




Figure 4



Figure 5




Figure 6

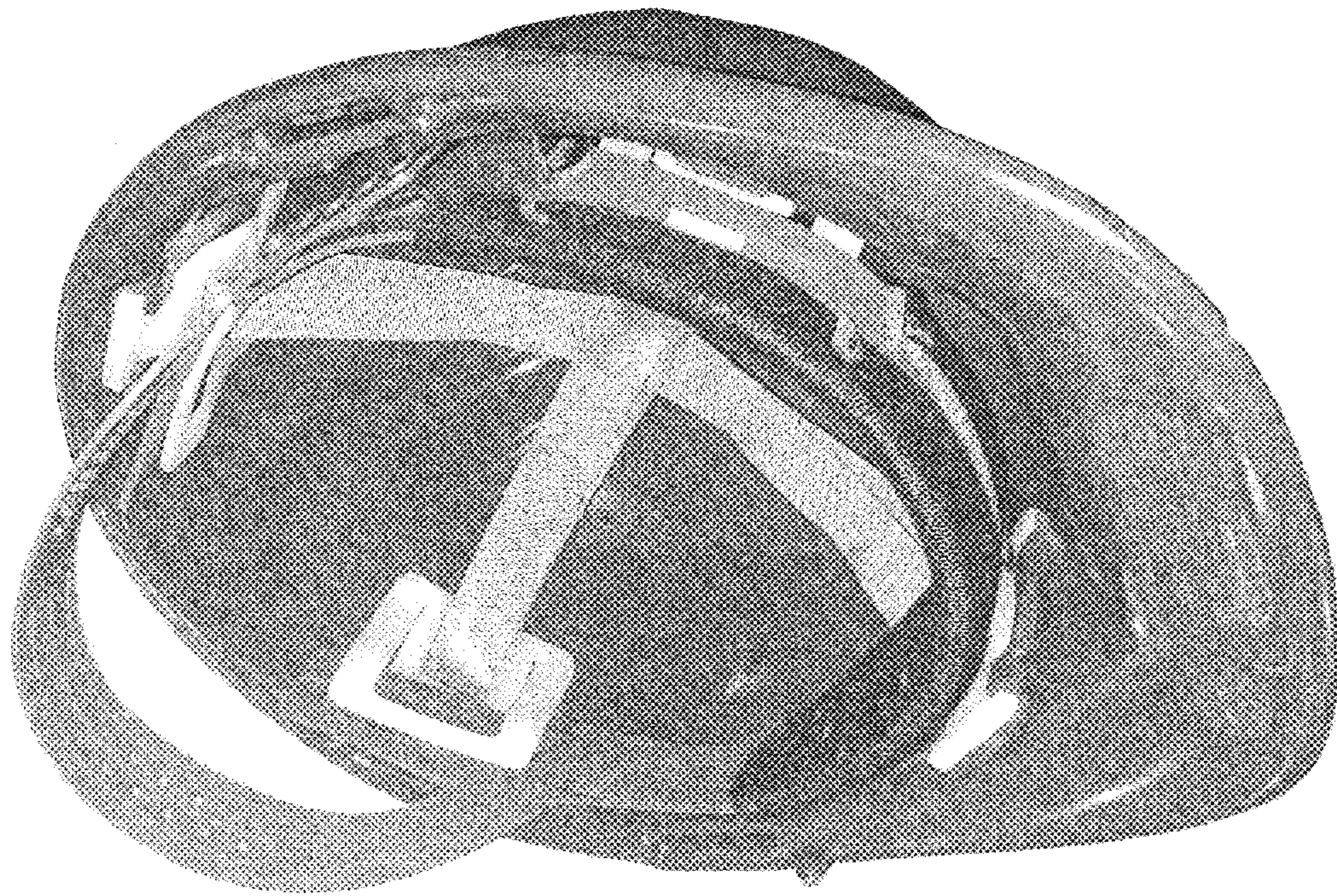


Figure 7