



US00D771299S

(12) **United States Design Patent** (10) **Patent No.:** **US D771,299 S**
Arslan (45) **Date of Patent:** **** Nov. 8, 2016**

(54) **LIGHTING FIXTURE**

(71) Applicant: **TERZANI S.r.l.**, Scandicci (FI) (IT)

(72) Inventor: **Edoardo Carlo Arslan**, Piacenza (IT)

(73) Assignee: **TERZANI S.R.L.**, Scandicci (FI) (IT)

(**) Term: **15 Years**

(21) Appl. No.: **29/543,832**

(22) Filed: **Oct. 28, 2015**

(30) **Foreign Application Priority Data**

Jun. 26, 2015 (EM) 002727040-0003

(51) **LOC (10) Cl.** **26-03**

(52) **U.S. Cl.**
USPC **D26/88**

(58) **Field of Classification Search**
USPC D26/76, 80, 82, 83, 84, 85, 88, 90, 91,
D26/118, 120, 128, 130, 131, 135, 154
CPC F21S 8/04; F21S 8/043; F21S 8/046;
F21S 8/06; F21S 8/061; F21S 8/063; F21S
8/065; F21S 8/068; F21V 1/26; F21V 7/005;
F21V 11/116; F21V 3/023
See application file for complete search history.

(56) **References Cited**

U.S. PATENT DOCUMENTS

D43,969 S * 5/1913 Rhader D26/131
D183,973 S * 11/1958 Navratil D26/131
4,009,309 A * 2/1977 Holt B44F 1/063
362/361
D279,718 S * 7/1985 Kedda D26/154
D317,510 S * 6/1991 Castiglioni D26/81
D422,376 S * 4/2000 Yoshikawa D26/130
D431,669 S * 10/2000 Milicia D26/122

D459,536 S * 6/2002 Dolan D26/130
D560,019 S * 1/2008 Myers, Jr. D26/128
D596,338 S * 7/2009 Sabernig D26/88
D601,743 S * 10/2009 Sabernig D26/88
D668,376 S * 10/2012 Urquiola D26/118
D672,910 S * 12/2012 Turner D26/118
D703,366 S * 4/2014 Crosby D26/85
D727,556 S * 4/2015 Arslan D26/113
D729,430 S * 5/2015 Poulton D26/88
9,046,246 B1 * 6/2015 Titus F21V 1/20
2008/0175010 A1 * 7/2008 Myers B44C 3/12
362/382
2013/0070949 A1 * 3/2013 Fukuma F21V 33/0056
381/336

OTHER PUBLICATIONS

Pendant on right side of page identified as (10 of 69) from modernlightinguniverse.com visited Jun. 16, 2009.*
Pendant on left side of page identified as (33 of 69) from modernlightinguniverse.com visited Jun. 16, 2009.*

* cited by examiner

Primary Examiner — Clare E Heflin
(74) *Attorney, Agent, or Firm* — Lucas & Mercanti, LLP

(57) **CLAIM**
The ornamental design for a lighting fixture, as shown and described.

DESCRIPTION

FIG. 1 is a perspective view thereof;
FIG. 2 is a first side view thereof;
FIG. 3 is a second side view thereof;
FIG. 4 is a third side view thereof;
FIG. 5 is a fourth side view thereof;
FIG. 6 is a top view thereof; and,
FIG. 7 is a bottom view thereof.

1 Claim, 7 Drawing Sheets





FIG. 1

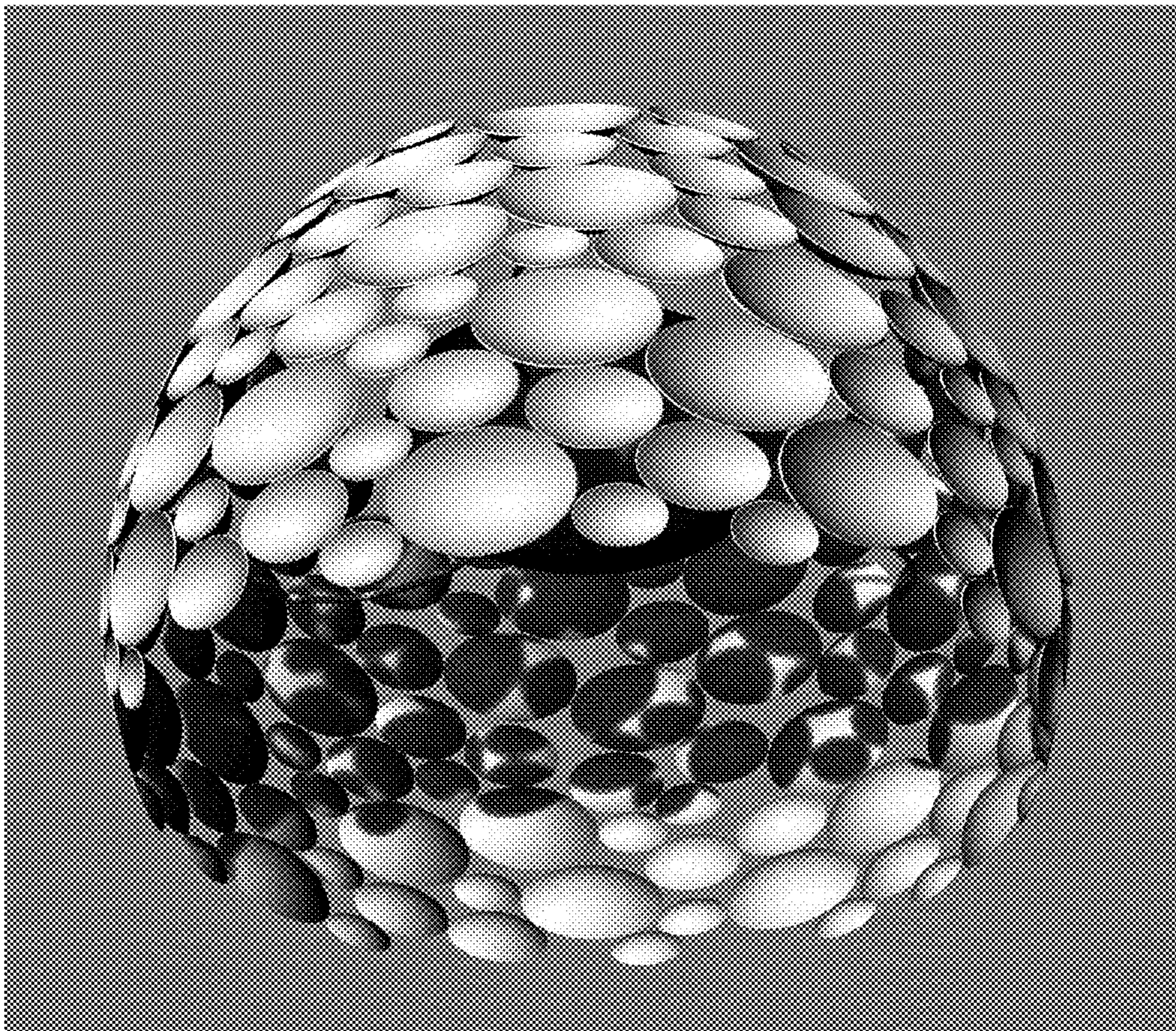


FIG. 2

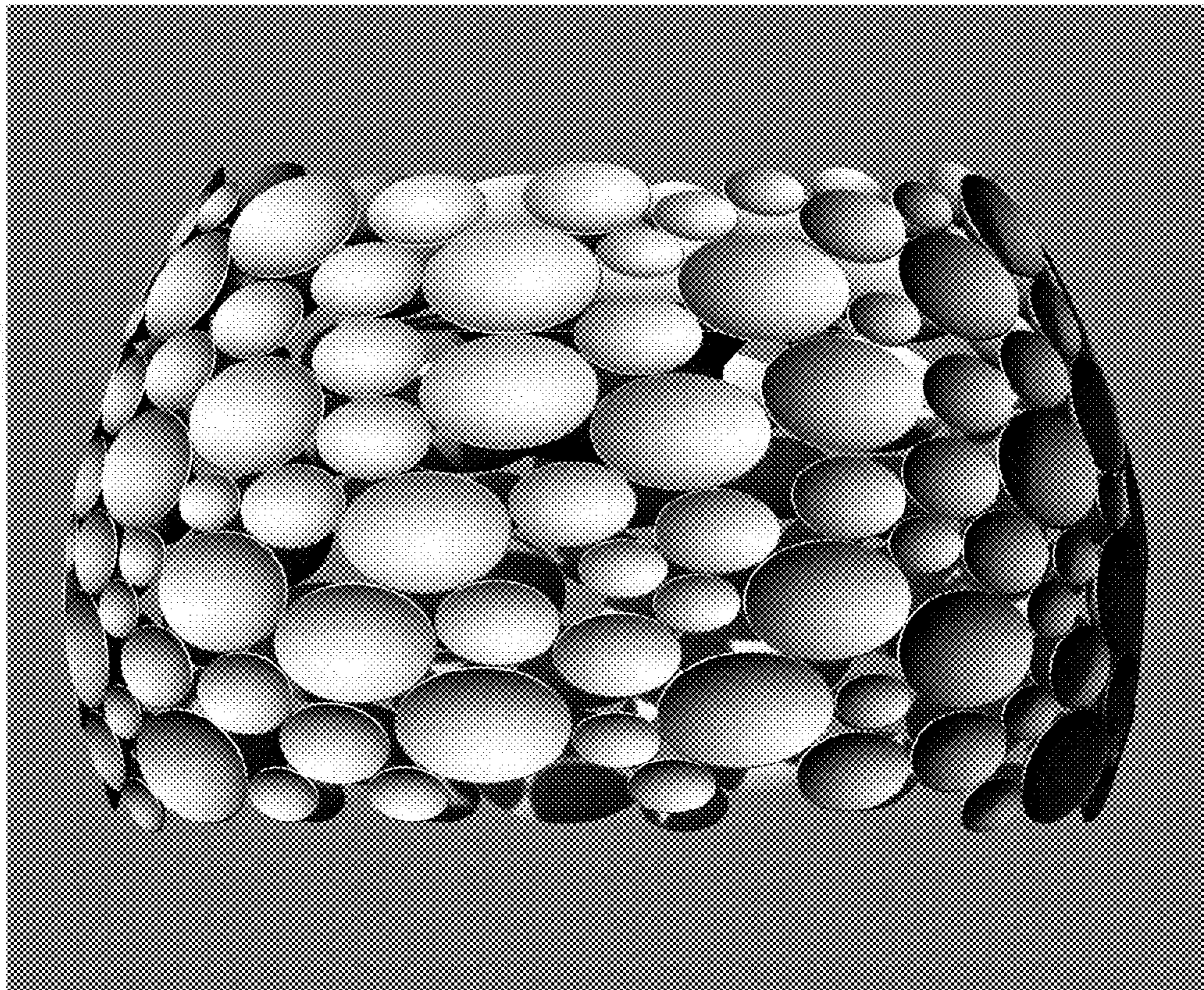


FIG. 3




FIG. 4




FIG. 5

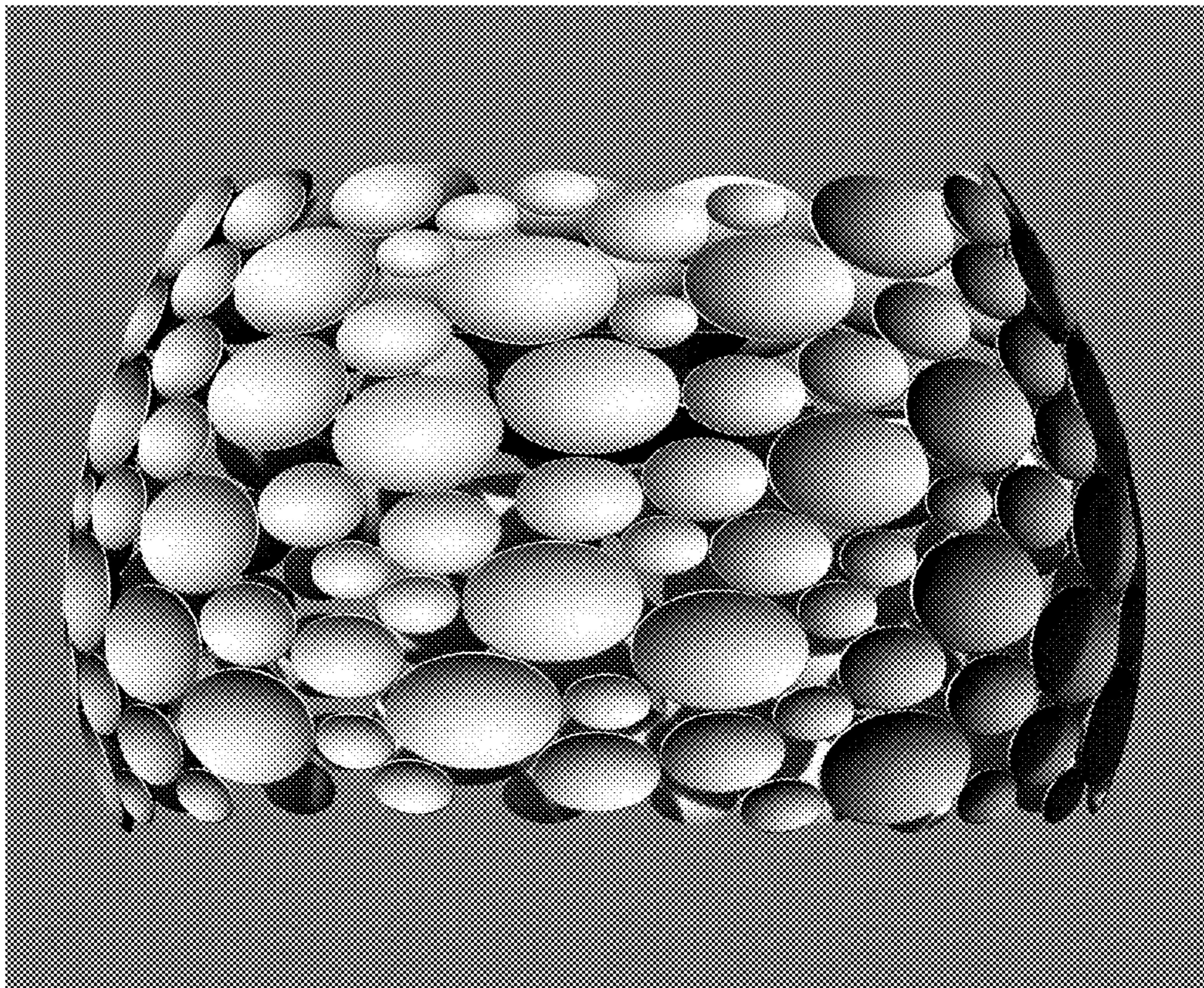


FIG. 6




FIG. 7

