



US00D771269S

(12) **United States Design Patent**
Moon

(10) **Patent No.:** **US D771,269 S**

(45) **Date of Patent:** **** *Nov. 8, 2016**

(54) **MASSAGING DEVICE**

(71) Applicant: **Myeong Keon Moon**, Seoul (KR)

(72) Inventor: **Myeong Keon Moon**, Seoul (KR)

(*) Notice: This patent is subject to a terminal disclaimer.

(**) Term: **14 Years**

(21) Appl. No.: **29/486,715**

(22) Filed: **Apr. 1, 2014**

(30) **Foreign Application Priority Data**

Oct. 1, 2013 (KR) 30-2013-0049788

(51) **LOC (10) Cl.** **28-03**

(52) **U.S. Cl.**
USPC **D24/215**

(58) **Field of Classification Search**
USPC 601/2, 18, 21, 22, 46, 48, 72, 80, 89,
601/136; 607/46, 48, 72, 100, 115, 144,
607/145; D24/200-215
CPC A61H 23/02; A61H 37/00; A61H 39/00;
A61H 39/002; A61H 39/005; A61H 39/007;
A61H 39/04; A61H 39/06; A61H 39/08;
A61H 2201/02; A61H 2201/0214
See application file for complete search history.

(56) **References Cited**

U.S. PATENT DOCUMENTS

D199,380 S * 10/1964 Kellogg D24/214
D214,111 S * 5/1969 Anderson D24/214
D378,135 S * 2/1997 Sirois D24/200
D597,211 S * 7/2009 Ewing D24/187

7,747,332 B2 * 6/2010 McGraw A61N 1/326
607/72
2003/0004555 A1 * 1/2003 Giuntoli A61N 1/0408
607/72
2004/0015203 A1 * 1/2004 McGraw A61N 1/326
607/48
2004/0254610 A1 * 12/2004 Lin A61N 1/32
607/2
2009/0048547 A1 * 2/2009 Chen A61H 7/001
601/15
2011/0288616 A1 * 11/2011 Moore A61N 1/36021
607/59
2014/0155799 A1 * 6/2014 Skahan A61N 1/0408
602/26
2015/0112404 A1 * 4/2015 Holding A61N 1/36021
607/46

FOREIGN PATENT DOCUMENTS

KR 101039636 * 6/2011 A61B 18/18

* cited by examiner

Primary Examiner — Catheri Oliver-Garcia
Assistant Examiner — Rebekah Caruso
(74) *Attorney, Agent, or Firm* — IPLA P.A.; James E. Bame

(57) **CLAIM**
The ornamental design for a massaging device, as shown and described.

DESCRIPTION

FIG. 1 is a perspective view of my design;
FIG. 2 is a front elevational view thereof;
FIG. 3 is a rear elevational view thereof;
FIG. 4 is a left side elevational view thereof;
FIG. 5 is a right side elevational view thereof;
FIG. 6 is a top plan view thereof; and,
FIG. 7 is a bottom plan view thereof.

1 Claim, 5 Drawing Sheets

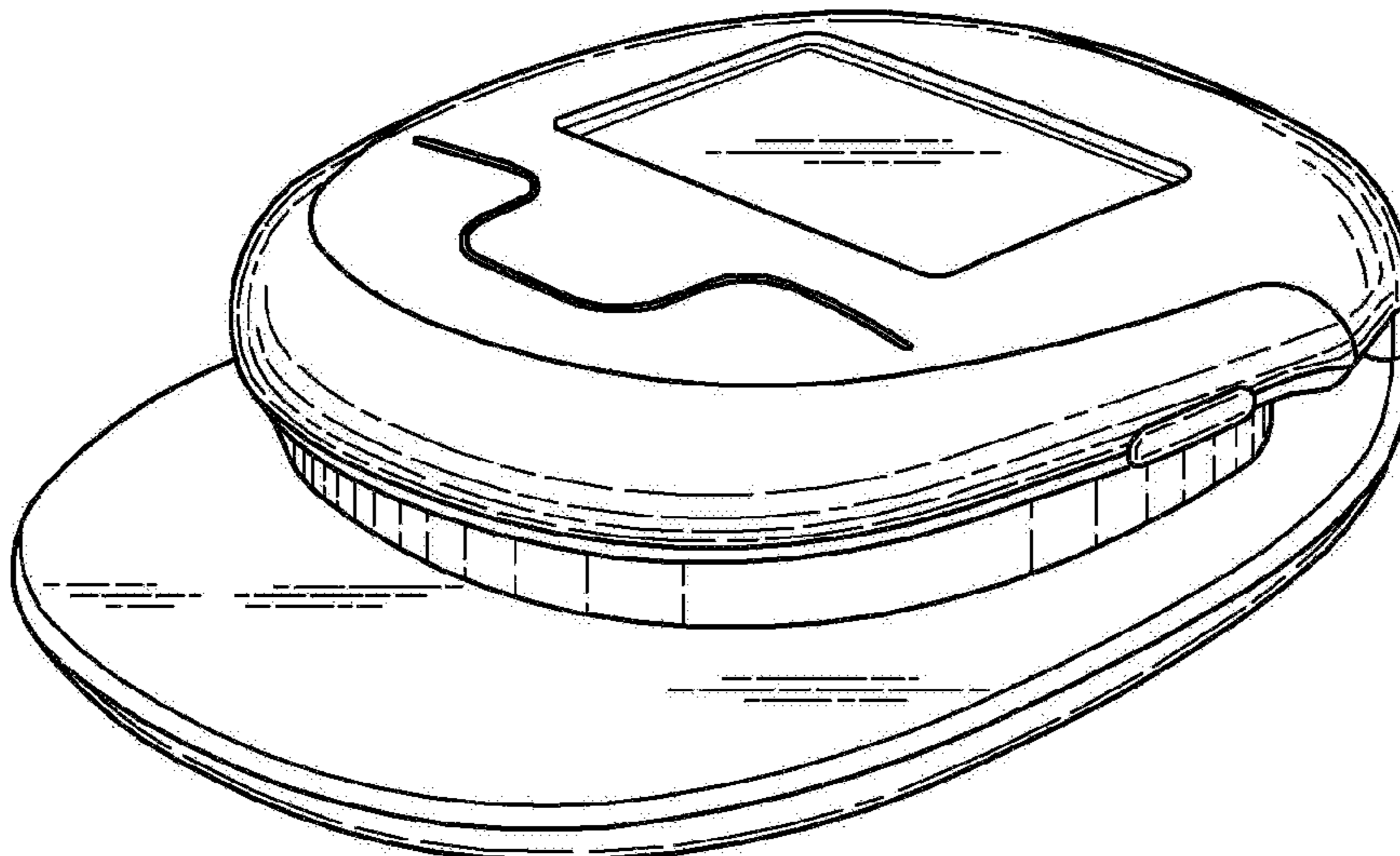


FIG. 1

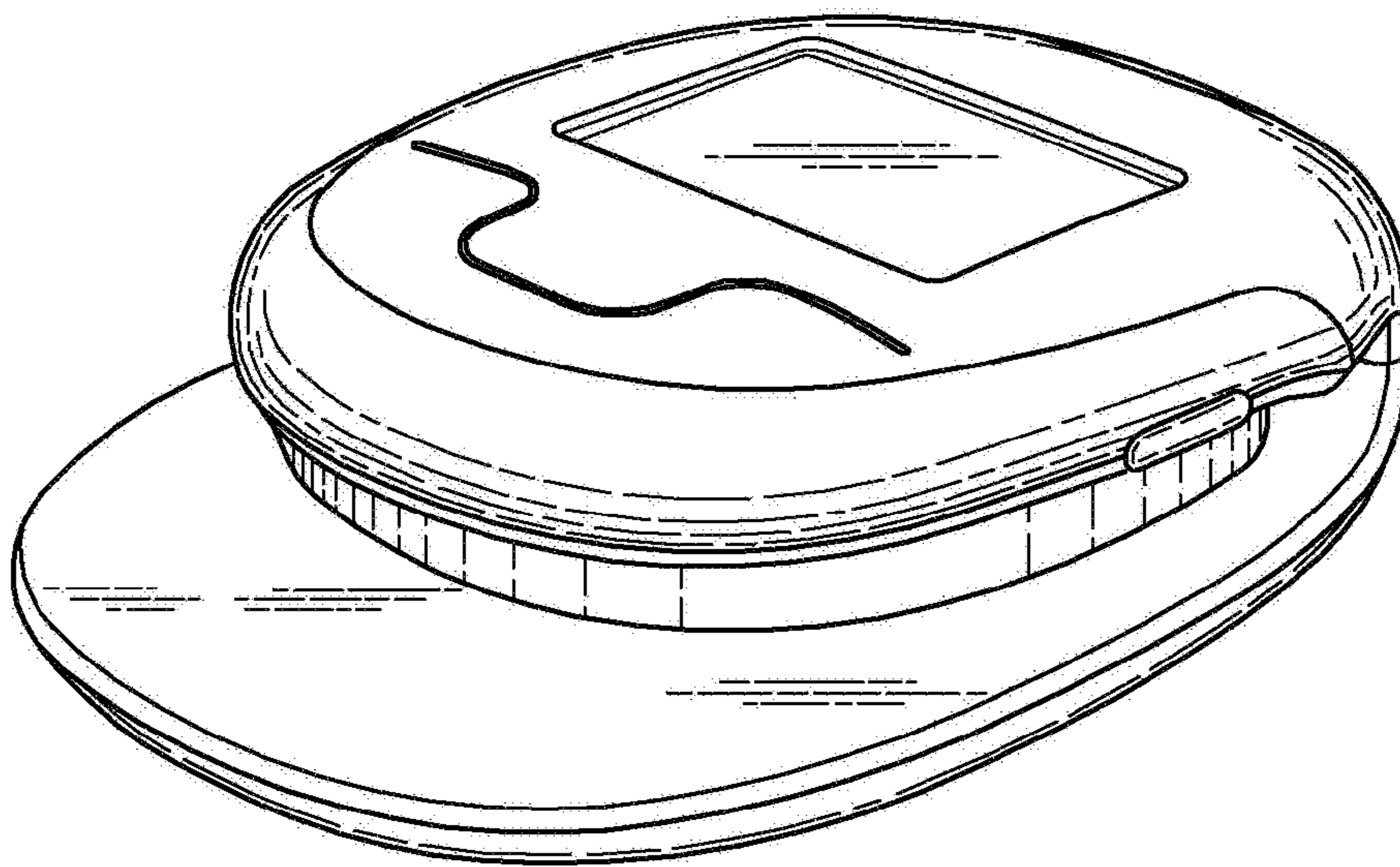


FIG. 2

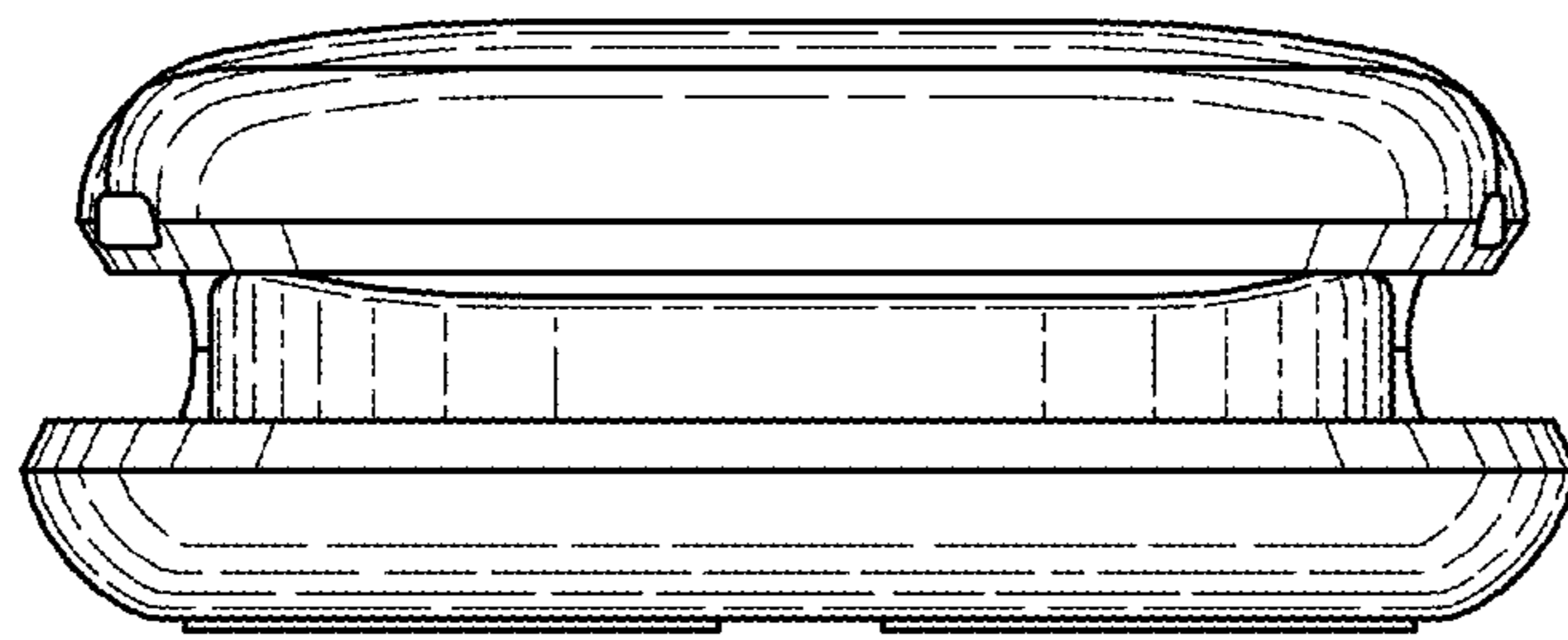


FIG. 3

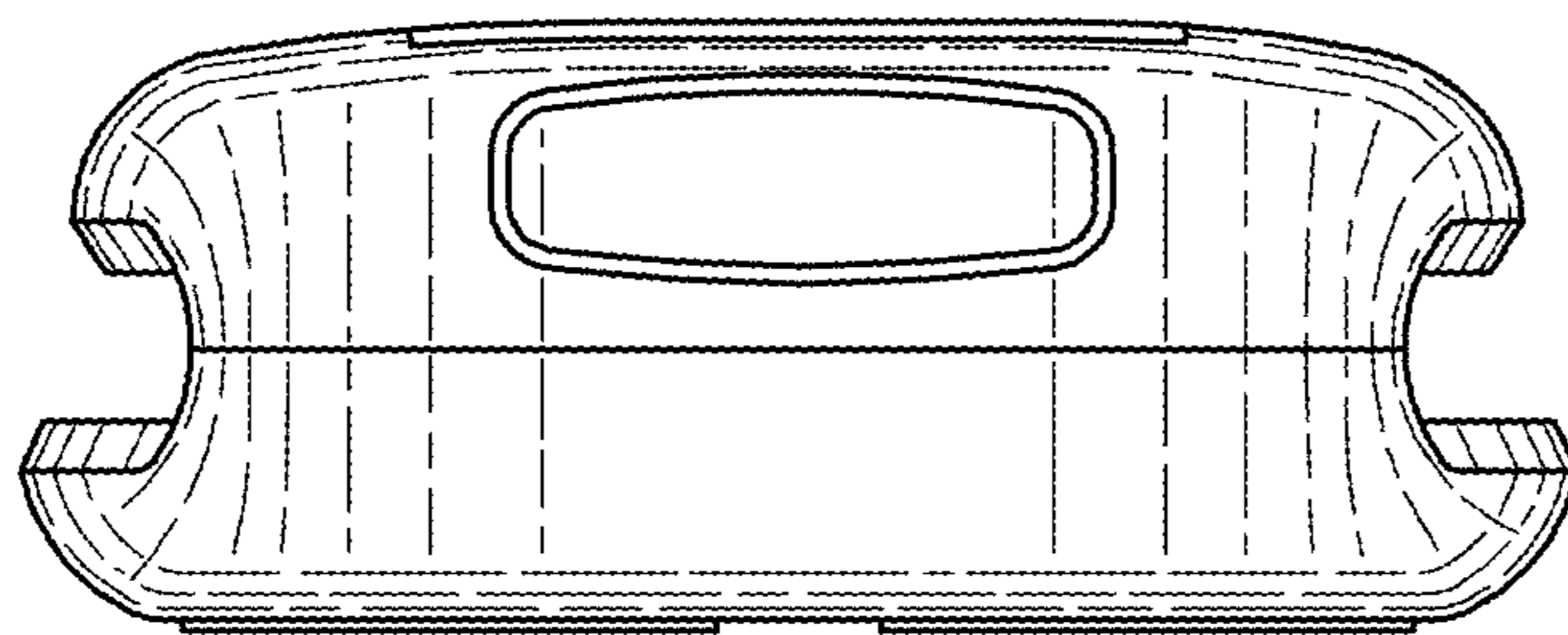


FIG. 4

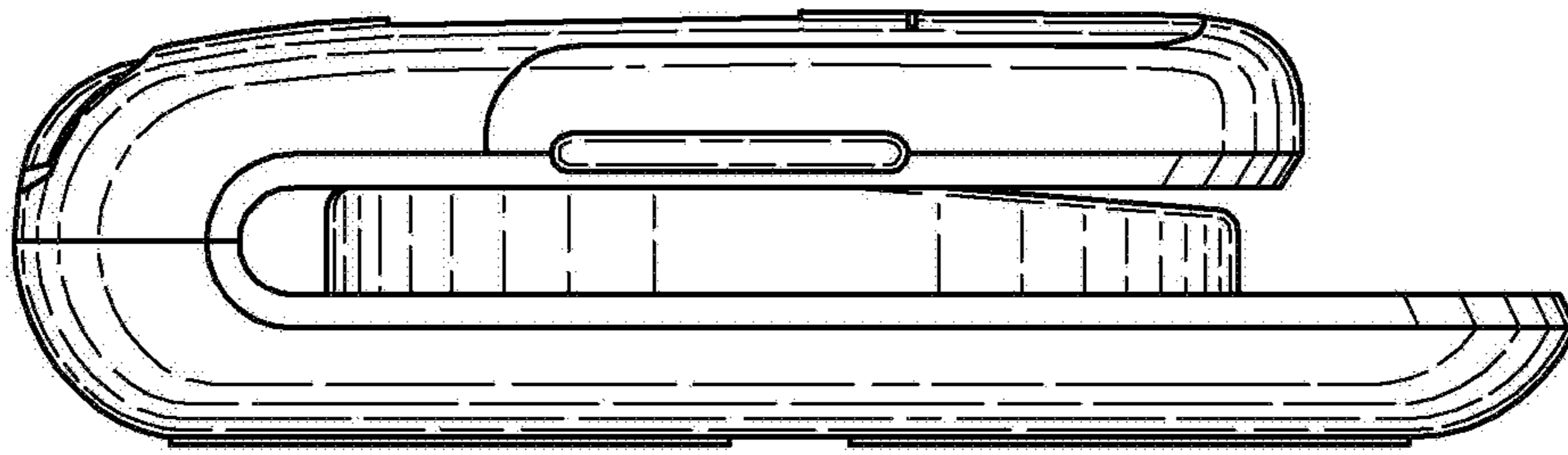


FIG. 5

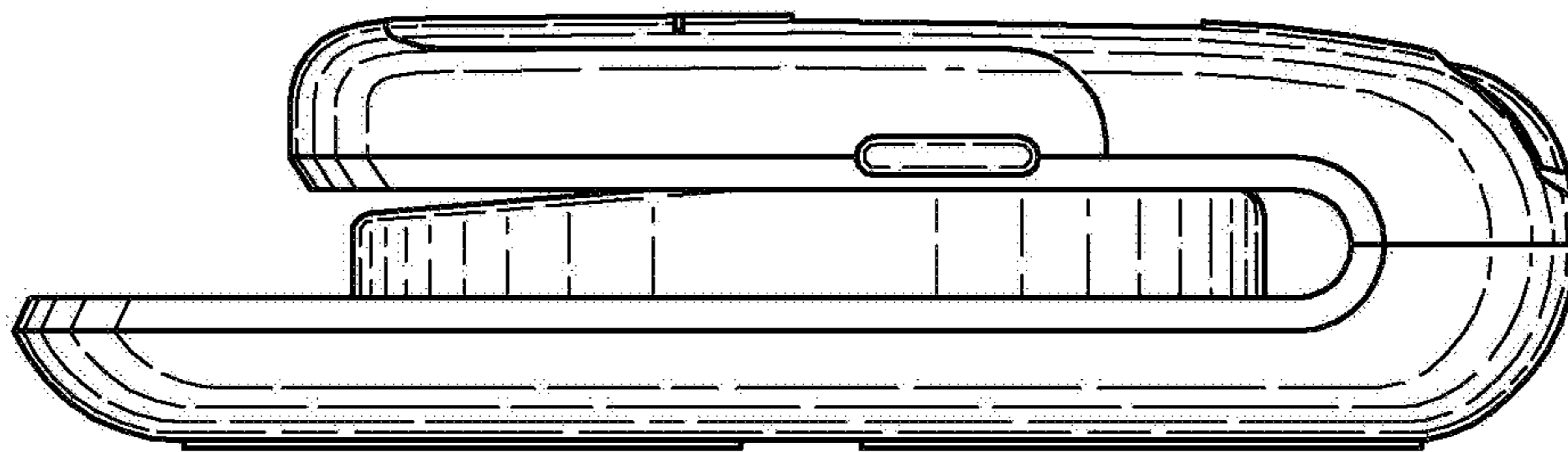


FIG. 6

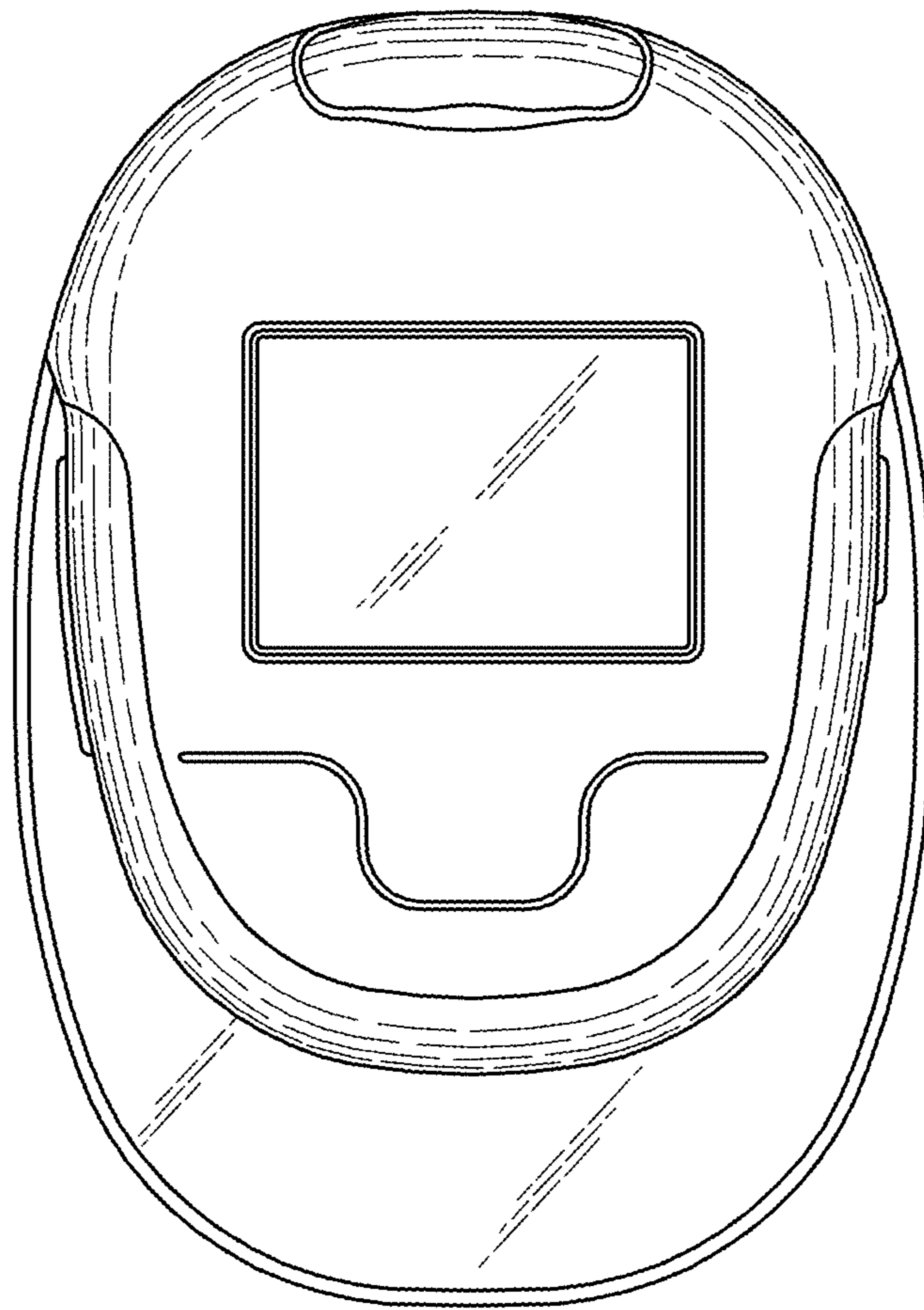


FIG. 7

