



US00D771262S

(12) **United States Design Patent**
Lee et al.

(10) **Patent No.:** **US D771,262 S**
(45) **Date of Patent:** **** Nov. 8, 2016**

(54) **SMART BAND**

(71) Applicant: **Samsung Electronics Co., Ltd.**,
Suwon-si (KR)

(72) Inventors: **Se-O Lee**, Sungname-Si (KR); **Sang-II Park**, Seoul (KR)

(73) Assignee: **Samsung Electronics Co., Ltd.**,
Suwon-si (KR)

(**) Term: **14 Years**

(21) Appl. No.: **29/506,245**

(22) Filed: **Oct. 14, 2014**

(30) **Foreign Application Priority Data**

Apr. 15, 2014 (KR) 30-2014-0019001

(51) **LOC (10) Cl.** **24-01**

(52) **U.S. Cl.**
USPC **D24/187; D11/3**

(58) **Field of Classification Search**
USPC D24/167, 168, 186-187; D10/31-32,
D10/38, 70, 98; D11/3-4
CPC A44C 9/02; A44C 9/0053; A44C 5/00;
A44C 5/0007; A44C 5/0023; A44C 5/0015;
A44C 5/0053; A44C 5/0084; A44C 5/12;
A44C 5/14; G04G 21/02; G04G 21/025;
G04G 9/00; G04B 45/0069

See application file for complete search history.

(56) **References Cited**

U.S. PATENT DOCUMENTS

D567,227 S *	4/2008	Hada	D11/4
D628,931 S *	12/2010	Maier	D11/3
D726,572 S *	4/2015	Walters	D11/3
D730,211 S *	5/2015	Behar	D10/70
D738,759 S *	9/2015	Behar	D10/70
D754,356 S *	4/2016	Lee	D24/187

* cited by examiner

Primary Examiner — Wan Laymon

(74) *Attorney, Agent, or Firm* — NSIP Law

(57) **CLAIM**

We claim the ornamental design for a smart band, as shown and described.

DESCRIPTION

FIG. 1 is a front perspective view of a smart band showing our new design;

FIG. 2 is a front view thereof;

FIG. 3 is a rear view thereof;

FIG. 4 is a left-side view thereof;

FIG. 5 is a right-side view thereof;

FIG. 6 is a top view thereof;

FIG. 7 is a bottom view thereof; and,

FIG. 8 is a rear perspective view thereof.

The broken lines in the figures show portions of the smart band which form no part of the claimed design.

The dot-dash lines in the figures represent an unclaimed boundary line and form no part of the claimed design.

1 Claim, 8 Drawing Sheets

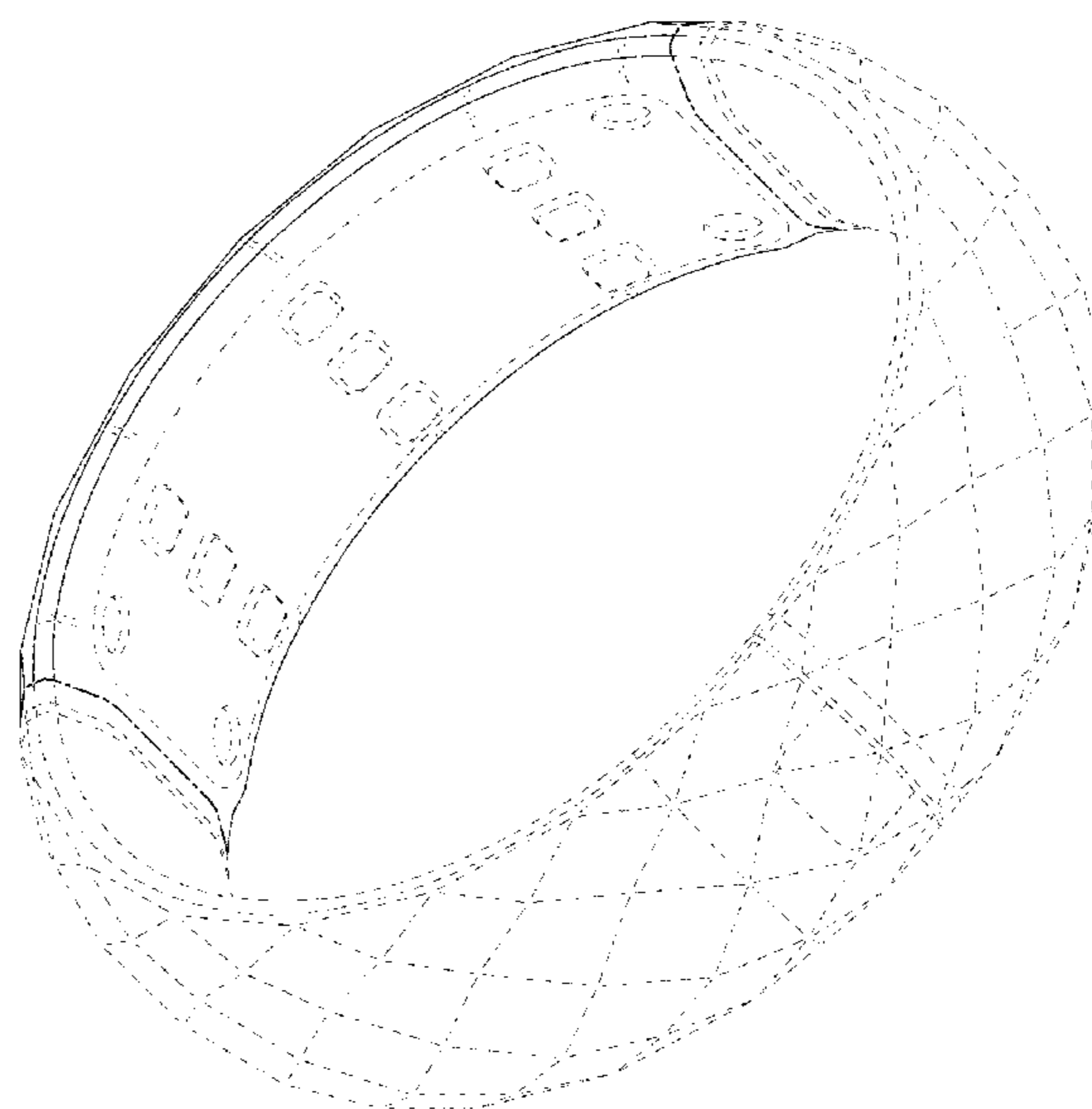
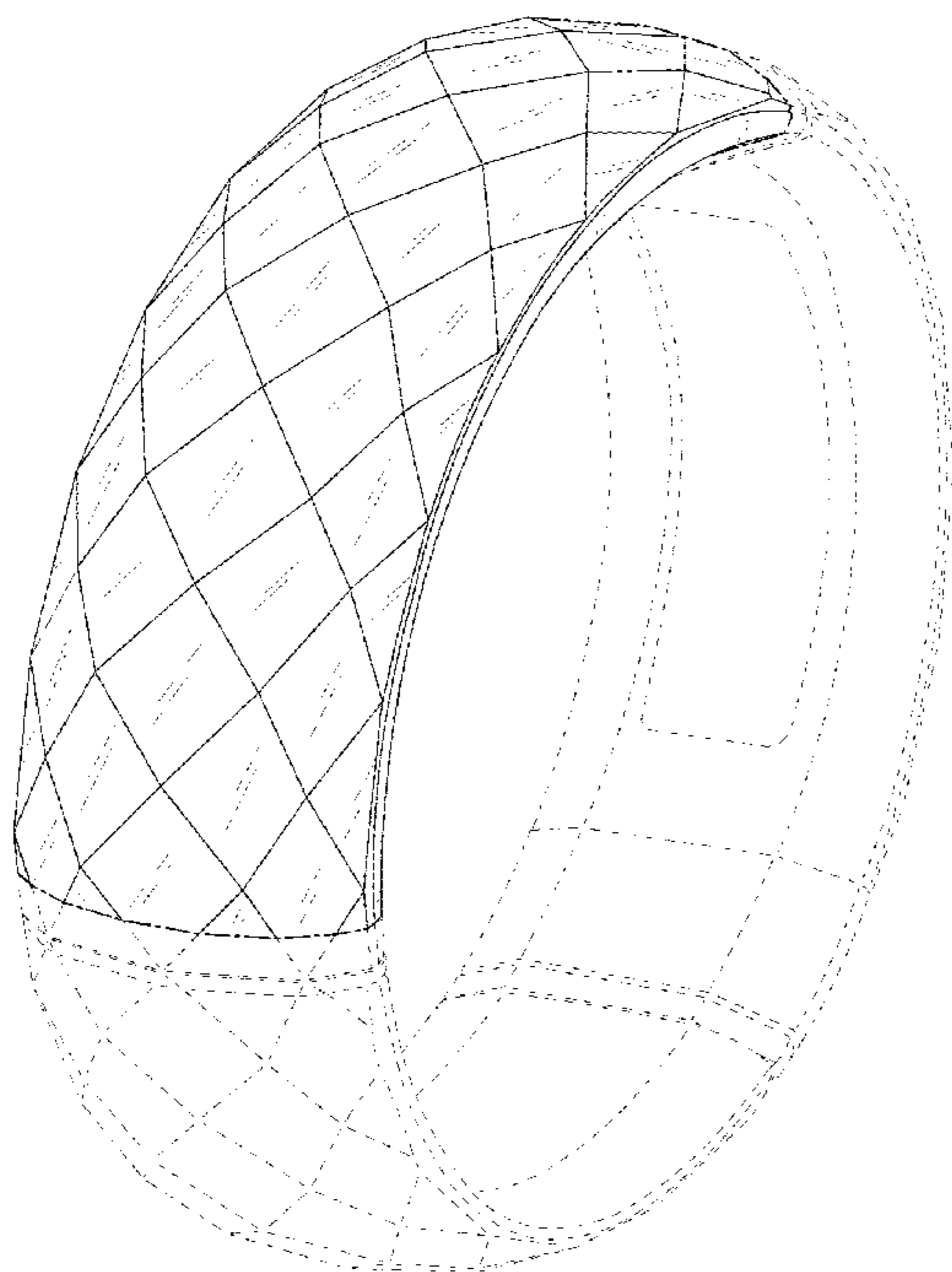


FIG. 1

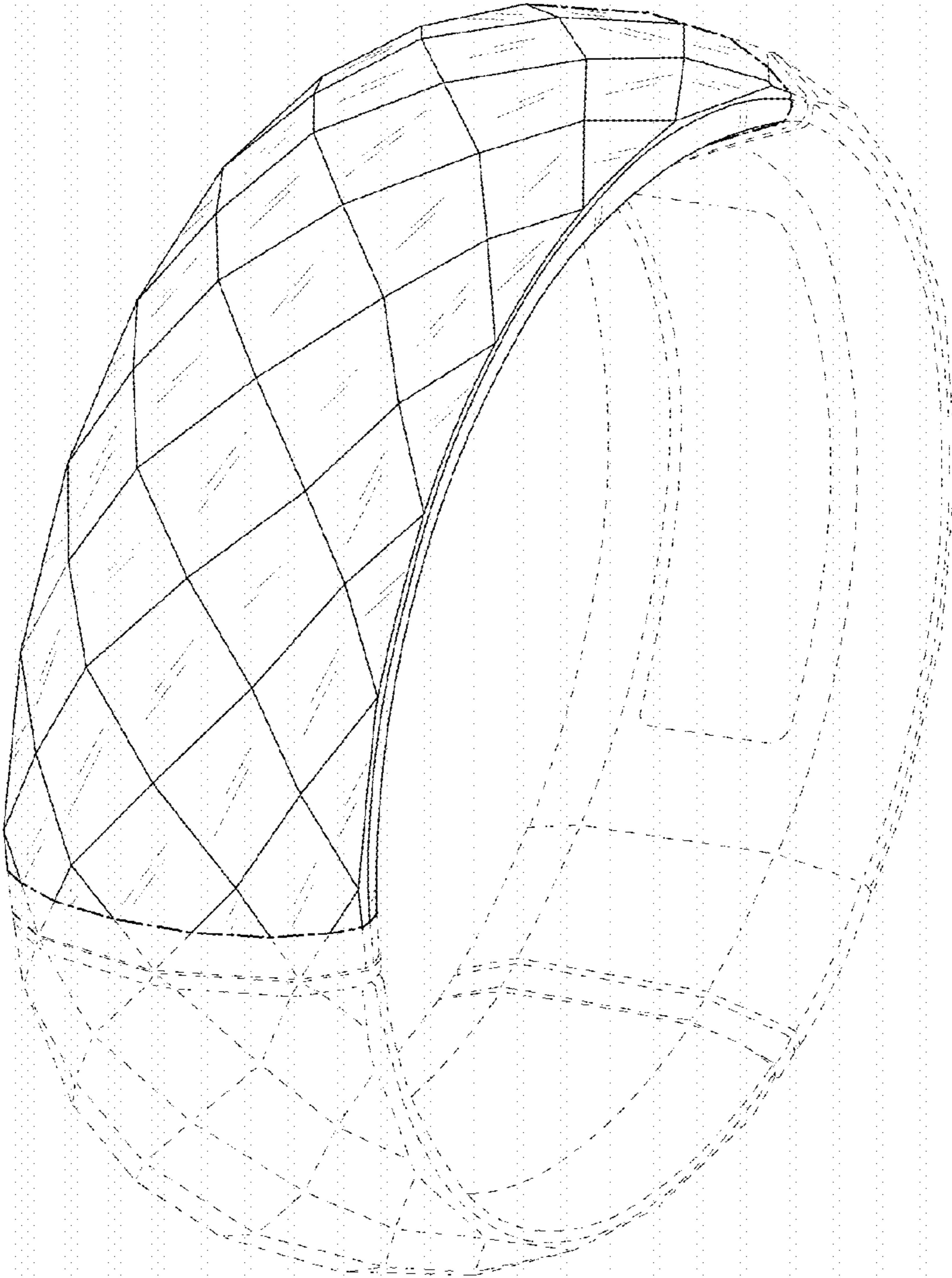


FIG. 2




FIG. 3

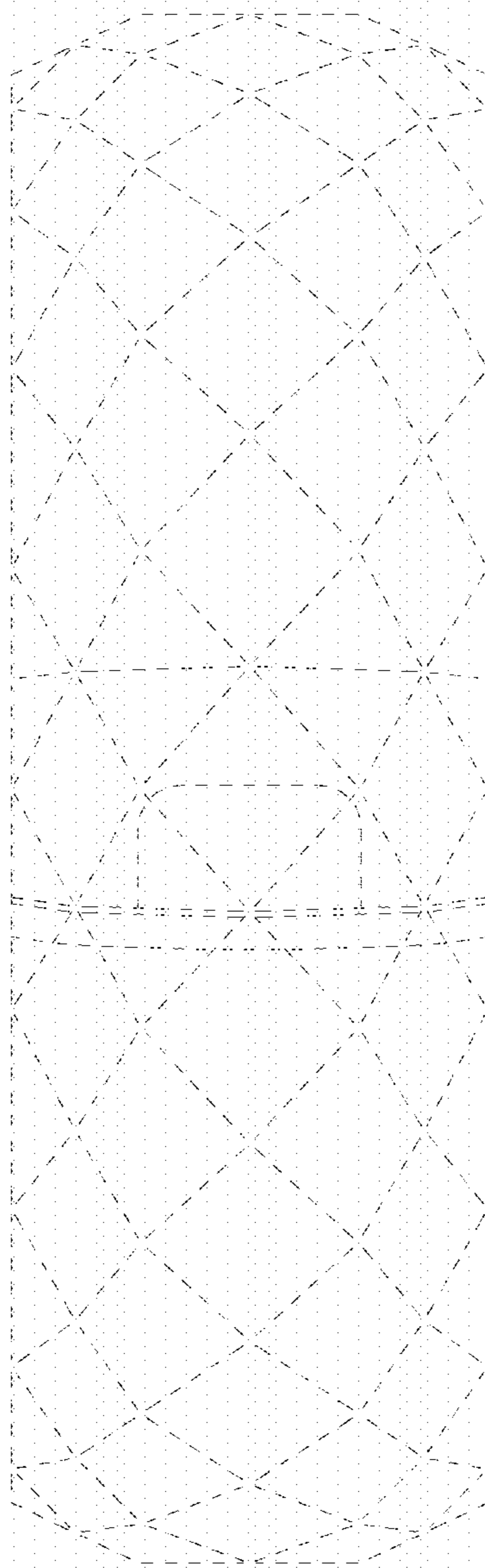


FIG. 4

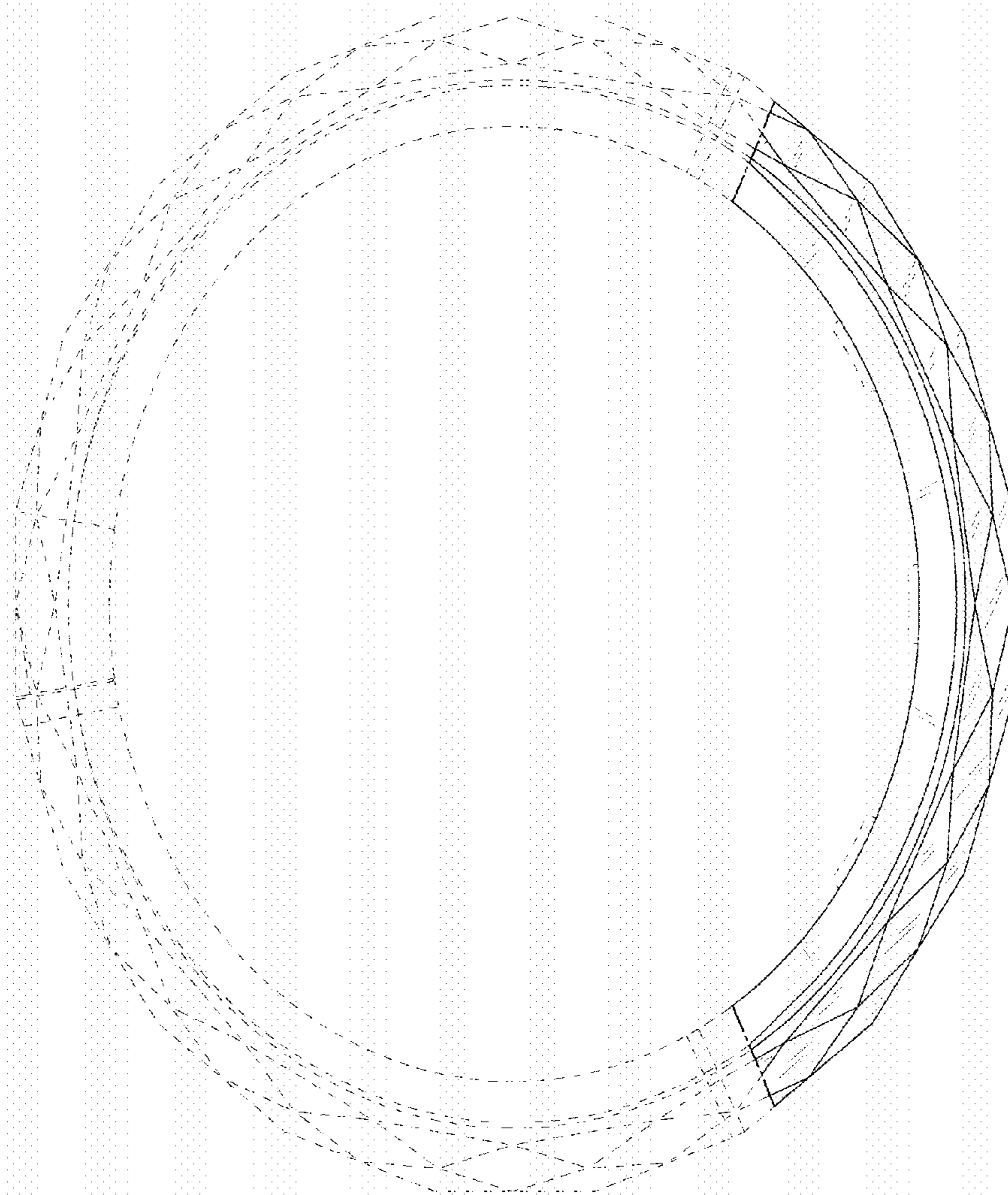


FIG. 5

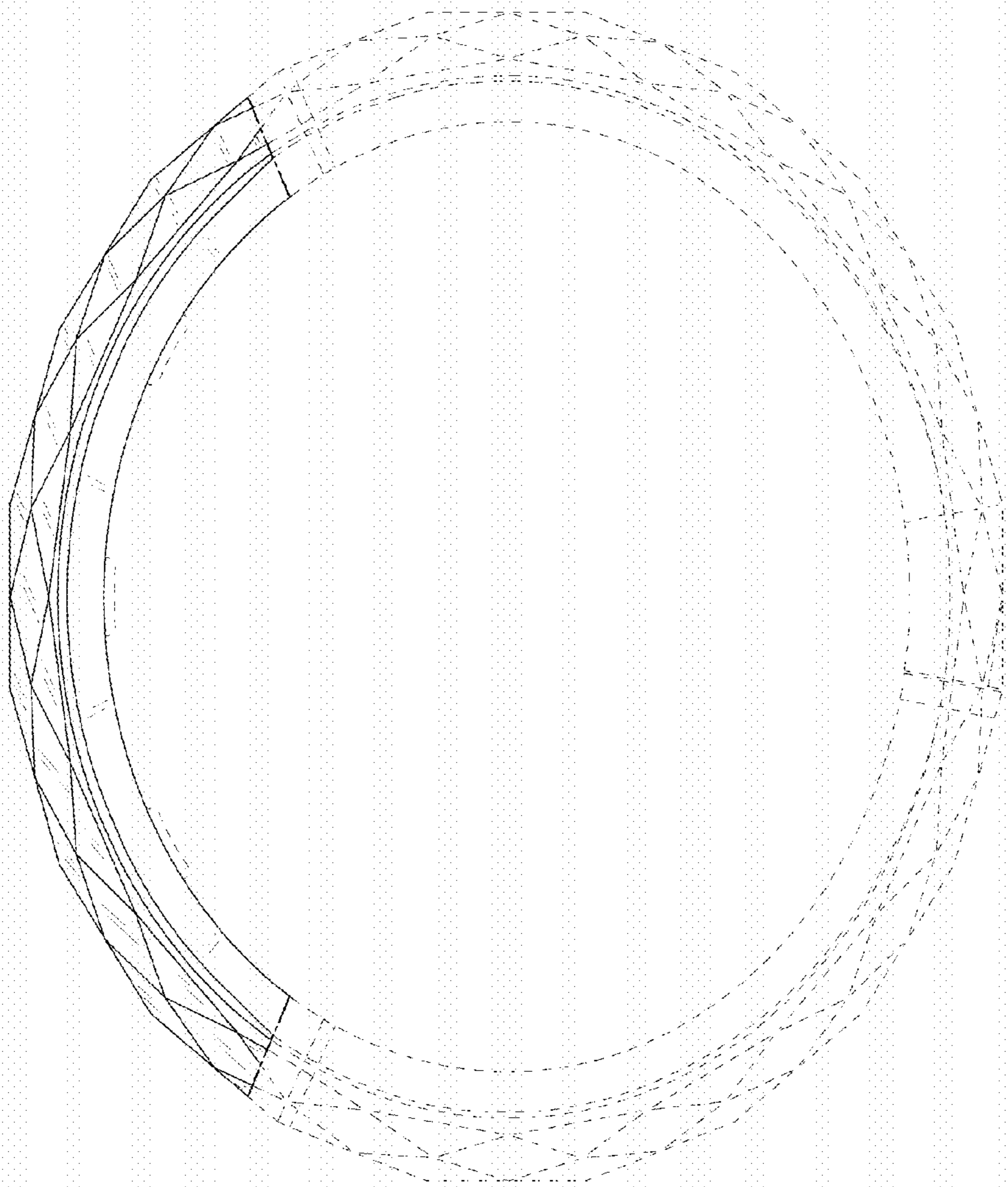


FIG. 6




FIG. 7




FIG. 8

