



US00D771245S

(12) **United States Design Patent** (10) **Patent No.:** **US D771,245 S**  
**Trudel et al.** (45) **Date of Patent:** **\*\* Nov. 8, 2016**

(54) **CLEANSING CUP**  
(71) Applicants: **Lynda Trudel**, Stouffville (CA);  
**Chantal Jones**, Stouffville (CA); **Olivia Jones**, Stouffville (CA)  
(72) Inventors: **Lynda Trudel**, Stouffville (CA);  
**Chantal Jones**, Stouffville (CA); **Olivia Jones**, Stouffville (CA)  
(73) Assignees: **Lynda Trudel**, Stouffville (CA);  
**Chantal Jones**, Stouffville (CA); **Olivia Jones**, Stouffville (CA)  
(\*\*) Term: **14 Years**  
(21) Appl. No.: **29/446,245**  
(22) Filed: **Feb. 21, 2013**  
(30) **Foreign Application Priority Data**  
Aug. 21, 2012 (CA) ..... 147026  
(51) **LOC (10) Cl.** ..... **24-02**  
(52) **U.S. Cl.**  
USPC ..... **D24/121**  
(58) **Field of Classification Search**  
USPC ..... D24/121-123, 112, 207, 216, 224, 119,  
D24/124; D9/716, 425, 428, 429; D7/679,  
D7/682, 543, 545, 565, 587, 667, 700;  
366/130, 341; 206/219, 220; 220/574,  
220/608; 604/540, 329, 317, 310;  
600/572-574  
CPC ..... A47K 7/08; A61M 35/00; A61M 35/003  
See application file for complete search history.

(56) **References Cited**  
U.S. PATENT DOCUMENTS  
D199,593 S \* 11/1964 Reifers ..... D9/425  
D235,302 S \* 6/1975 Lanigan ..... D7/584  
D343,338 S \* 1/1994 Bucher et al. .... D7/543  
D569,970 S \* 5/2008 Kammer et al. .... D24/123

D571,460 S \* 6/2008 Korjack ..... D24/123  
D591,590 S \* 5/2009 Wilson et al. .... D9/428  
D597,836 S \* 8/2009 Stuart ..... D9/454  
D608,633 S \* 1/2010 Elmerhaus ..... D23/293.1  
D672,200 S \* 12/2012 Lee et al. .... D7/543  
D674,482 S \* 1/2013 Wurapa ..... D24/121  
D706,621 S \* 6/2014 Tuchrelo et al. .... D9/425  
D710,199 S \* 8/2014 Arvinte et al. .... D9/447  
D710,701 S \* 8/2014 Lai ..... D9/456

\* cited by examiner  
*Primary Examiner* — David Muller  
*Assistant Examiner* — Nathan Johnston  
(74) *Attorney, Agent, or Firm* — Myers Bigel & Sibley, P.A.

(57) **CLAIM**  
The ornamental design for a cleansing cup, as shown and described.

**DESCRIPTION**  
FIG. 1 is a front perspective view of a cleansing cup showing our design;  
FIG. 2 is a top plan view thereof;  
FIG. 3 is a front view thereof;  
FIG. 4 is a side elevation view thereof;  
FIG. 5 is a bottom view thereof; and,  
FIG. 6 is an opposing side view of FIG. 4.  
The features shown in broken lines and stippling depict environmental subject matter only and form no part of the claimed design.

**1 Claim, 2 Drawing Sheets**

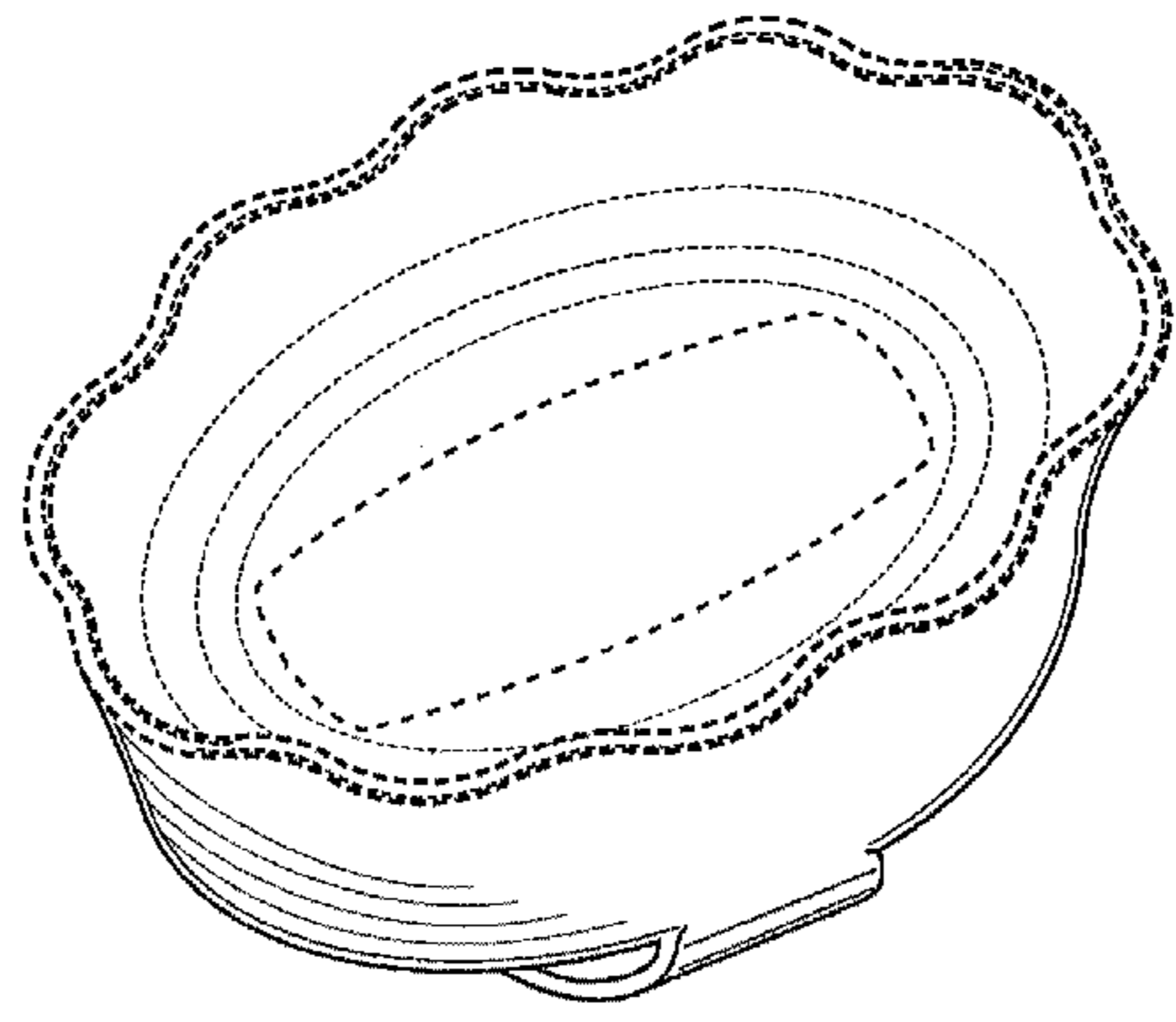


Fig. 1

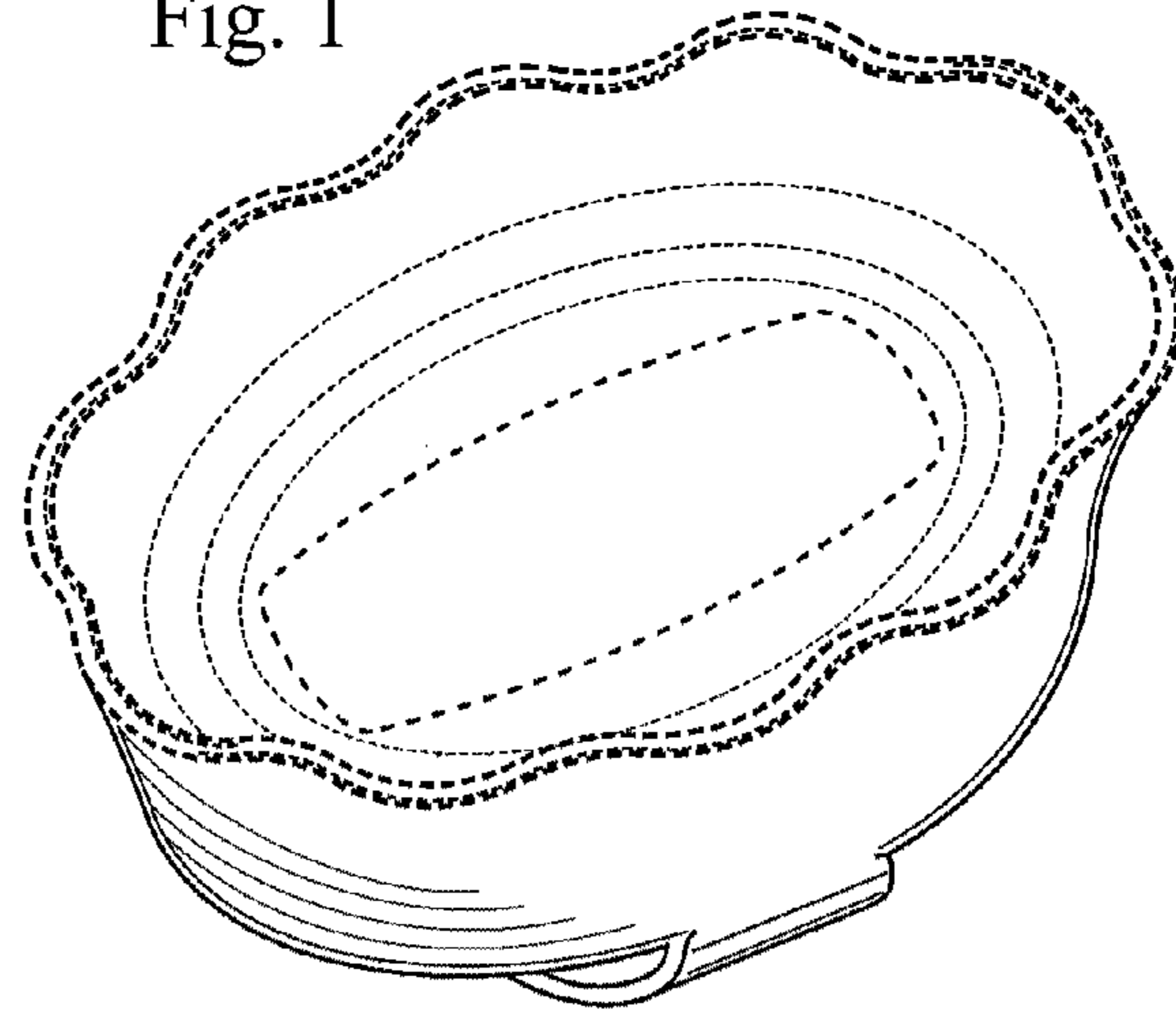


Fig. 2

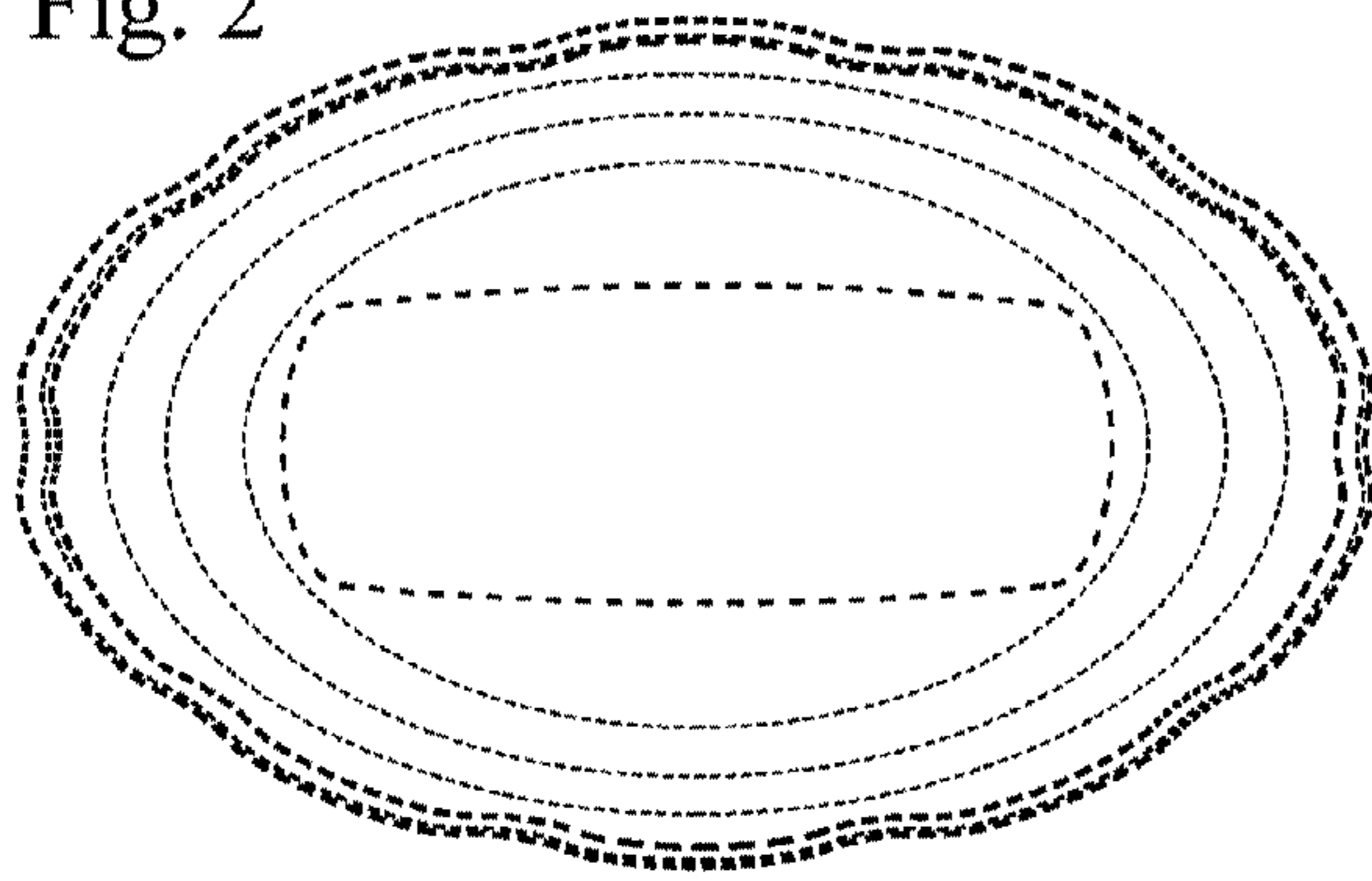


Fig. 3

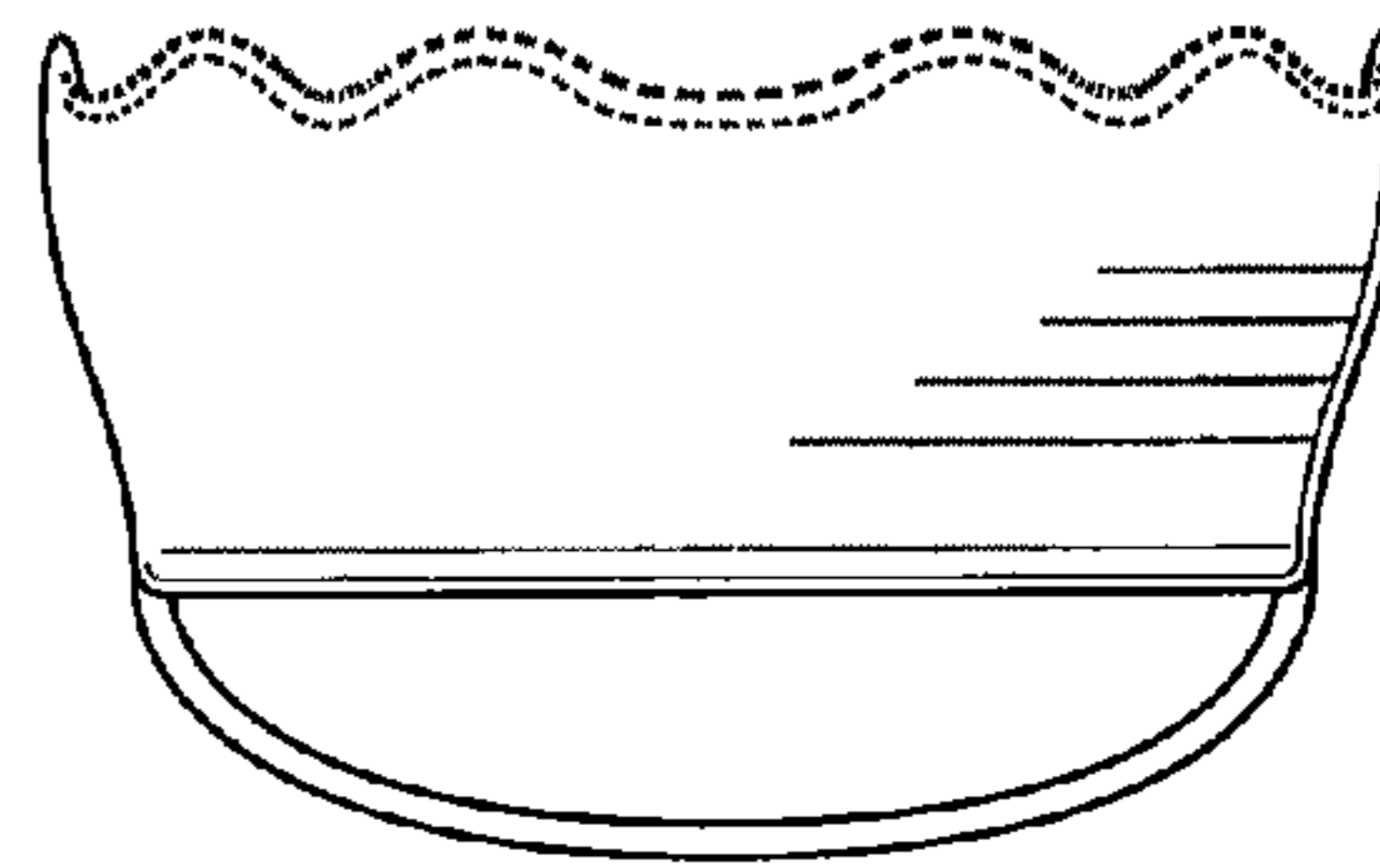


Fig. 4

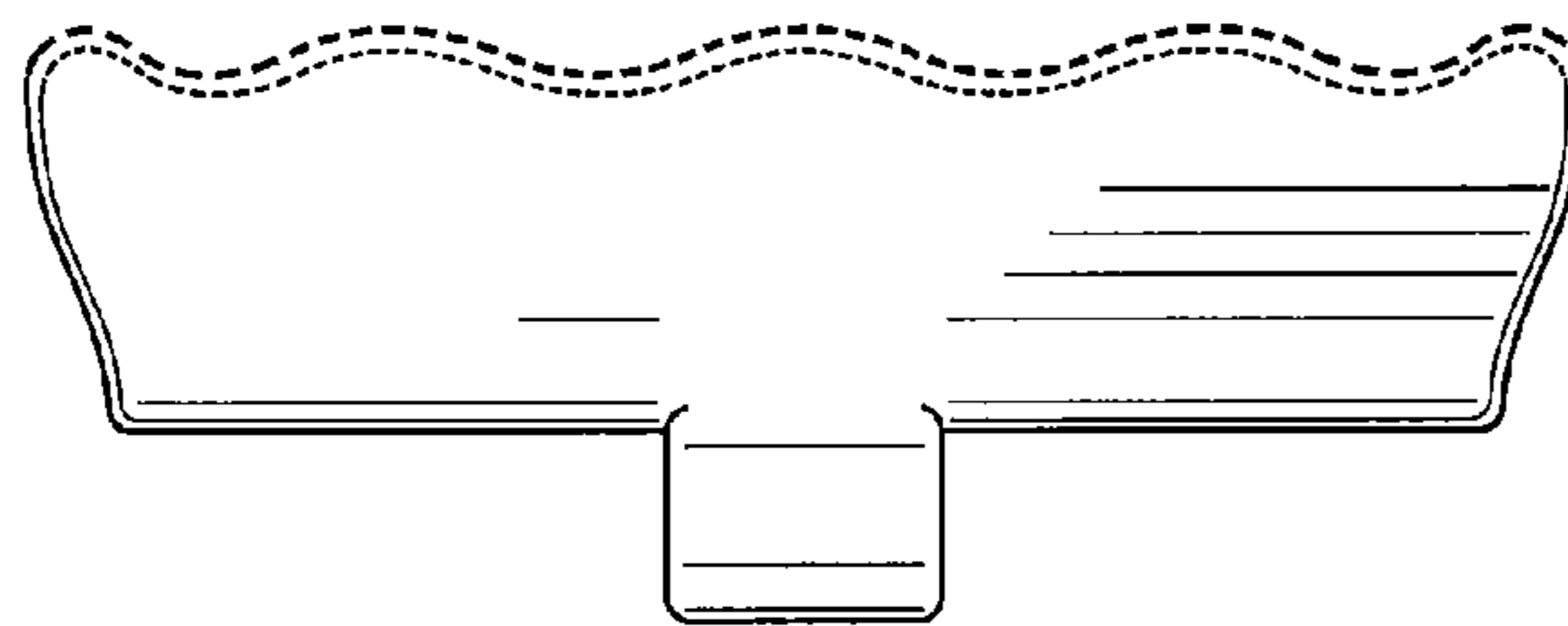


Fig. 5

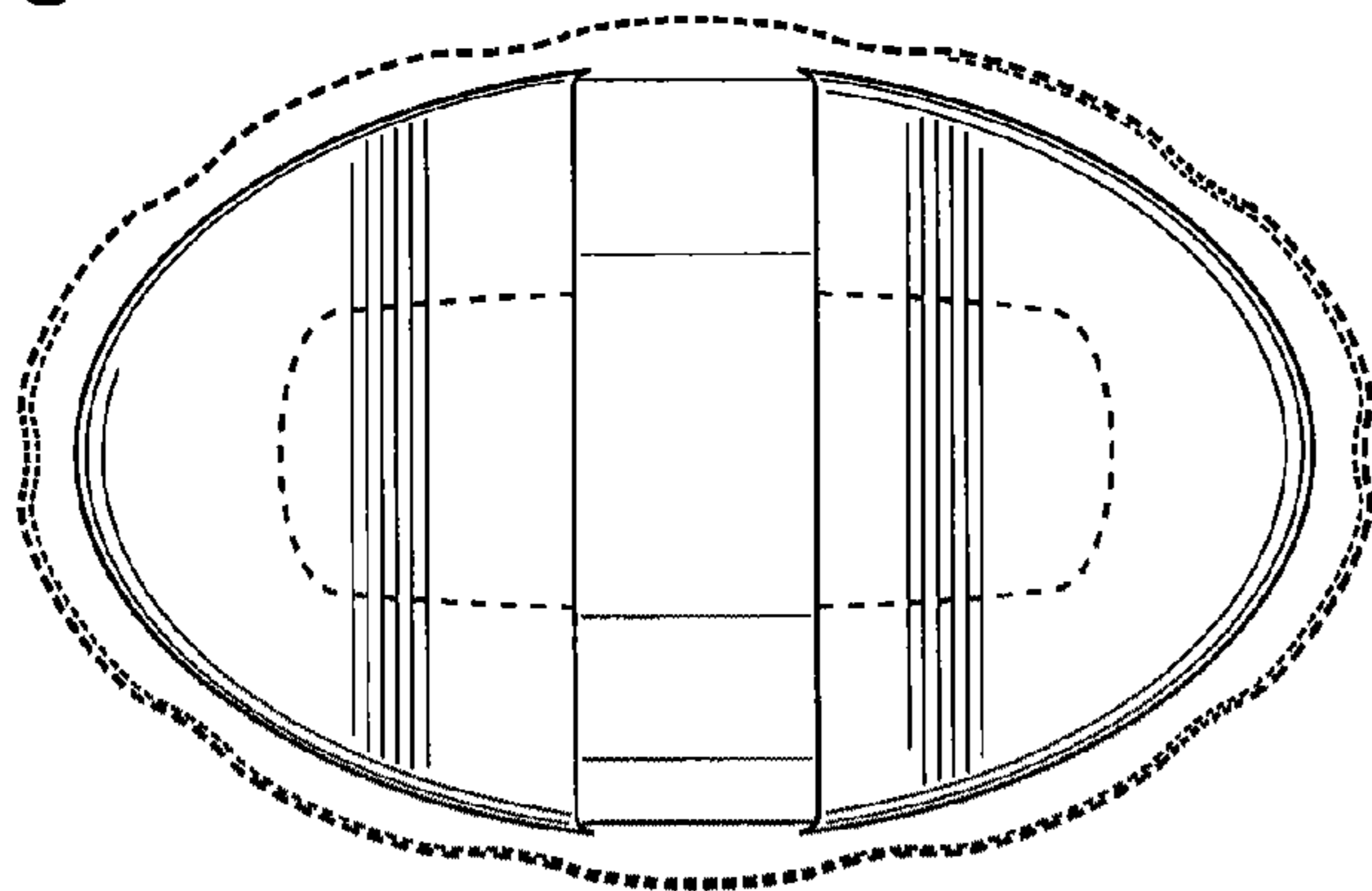


Fig. 6

