



US00D771220S

(12) **United States Design Patent**
Sanford et al.

(10) **Patent No.:** **US D771,220 S**

(45) **Date of Patent:** **** Nov. 8, 2016**

(54) **FISHING LURE**

(71) Applicants: **David Paul Sanford**, Sequim, WA
(US); **Daniel P. Sanford**, Wrangell, AK
(US)

(72) Inventors: **David Paul Sanford**, Sequim, WA
(US); **Daniel P. Sanford**, Wrangell, AK
(US)

(**) Term: **15 Years**

(21) Appl. No.: **29/563,944**

(22) Filed: **May 10, 2016**

Related U.S. Application Data

(62) Division of application No. 29/511,897, filed on Dec.
15, 2014, now Pat. No. Des. 765,814.

(51) **LOC (10) Cl.** **22-05**

(52) **U.S. Cl.**
USPC **D22/131**

(58) **Field of Classification Search**
USPC D22/126-133; 43/42.05, 42.06, 42.28,
43/42.34, 42.48
CPC A01K 85/00; A01K 85/16
See application file for complete search history.

(56) **References Cited**

U.S. PATENT DOCUMENTS

2,225,676 A * 12/1940 White A01K 85/16
43/42.05
D214,246 S * 5/1969 Bos D22/133

D228,392 S * 9/1973 Maxwell D22/131
4,164,826 A * 8/1979 Metzler A01K 85/16
43/42.05
D276,255 S * 11/1984 Scriver D22/126
D468,390 S * 1/2003 Stevens D22/126

* cited by examiner

Primary Examiner — Catheri Oliver-Garcia
(74) *Attorney, Agent, or Firm* — Quickpatents, LLC;
Kevin Prince

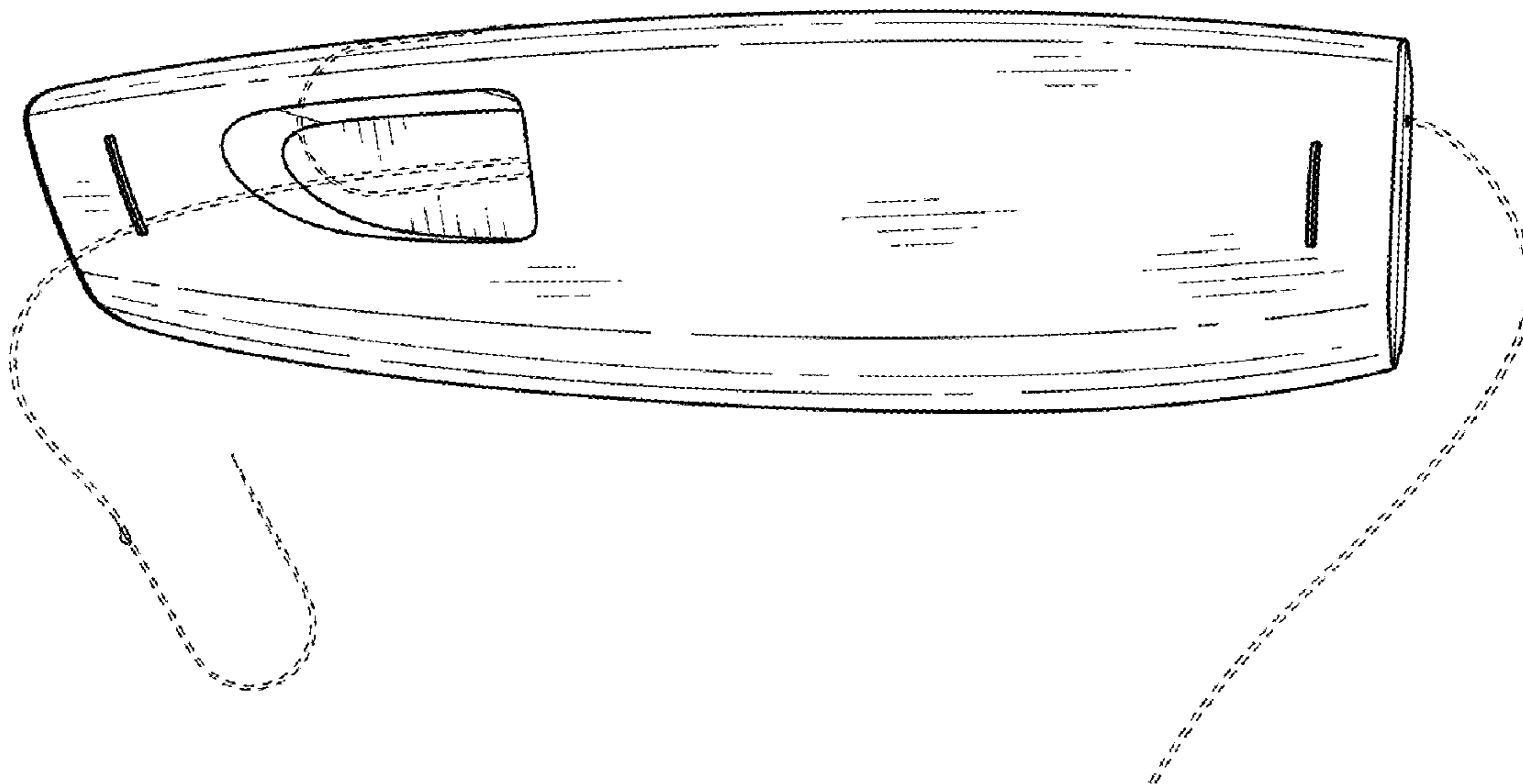
(57) **CLAIM**

We claim the ornamental design for a fishing lure, as shown
and described.

DESCRIPTION

FIG. 1 is a perspective view of a fishing lure, showing our
new design;
FIG. 2 is a right-side elevational view of FIG. 1;
FIG. 3 is a left-side elevational view of FIG. 1;
FIG. 4 is a front elevational view of FIG. 1;
FIG. 5 is a rear elevational view of FIG. 1;
FIG. 6 is a top plan view of FIG. 1; and,
FIG. 7 is a bottom plan view of FIG. 1.
The broken lines showing a fishing line with hooks in FIG.
1 depict environmental matter and form no part of the
claimed design.

1 Claim, 3 Drawing Sheets



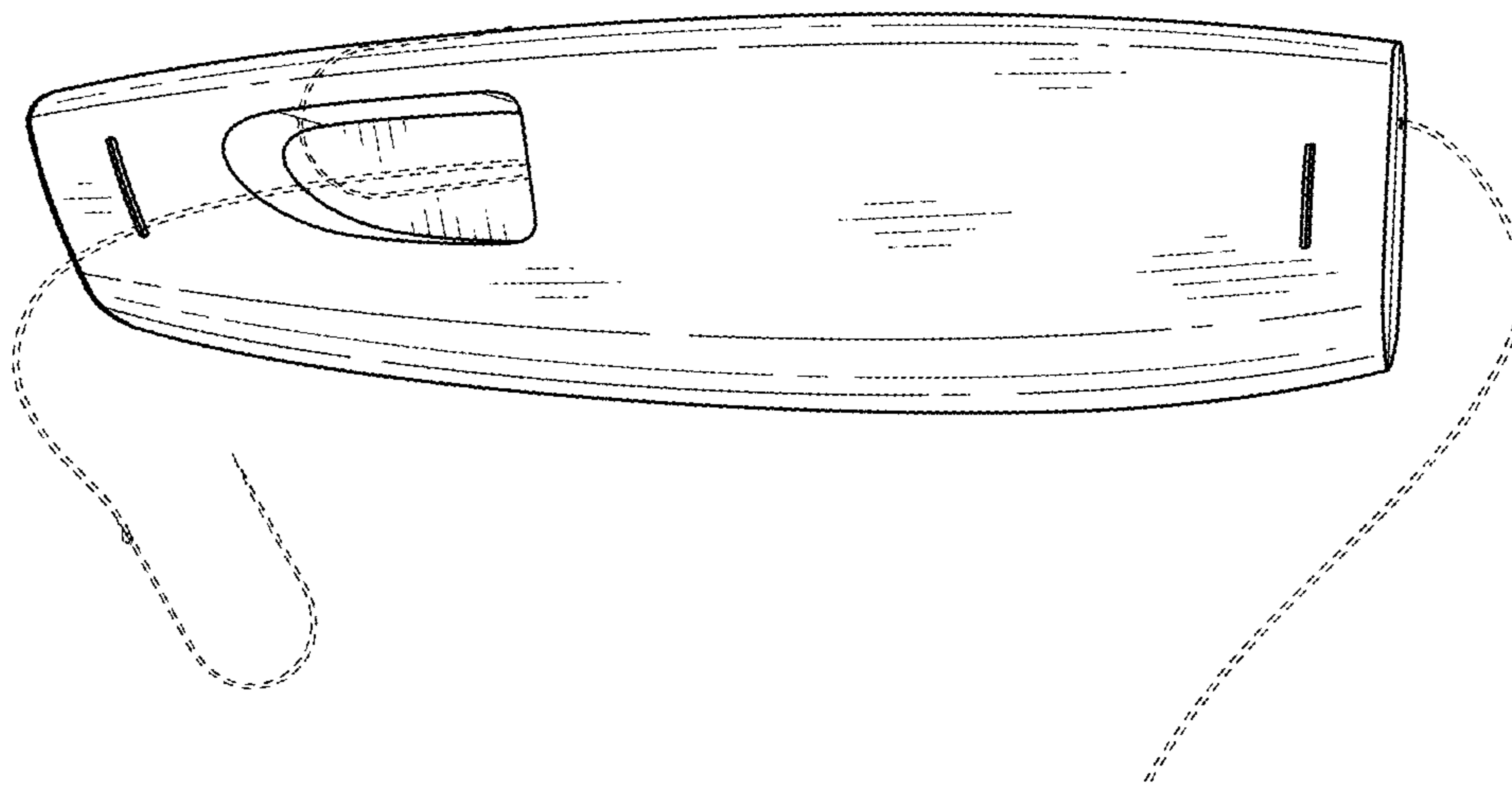


FIG. 1

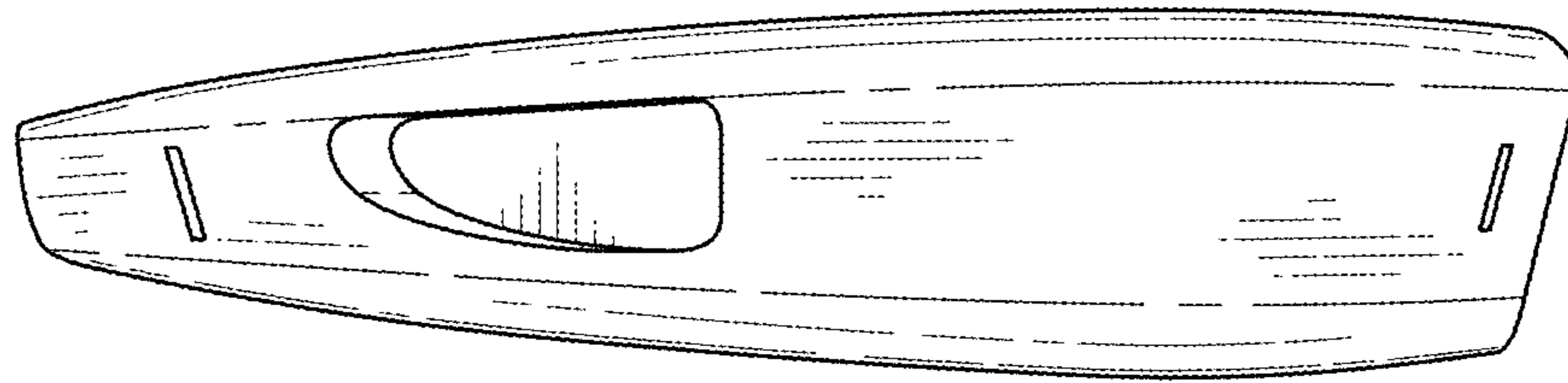


FIG. 2



FIG. 3

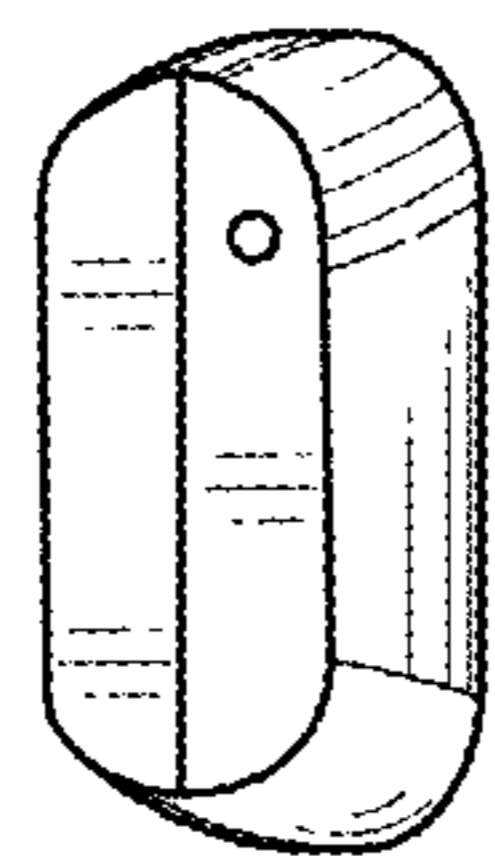


FIG. 4

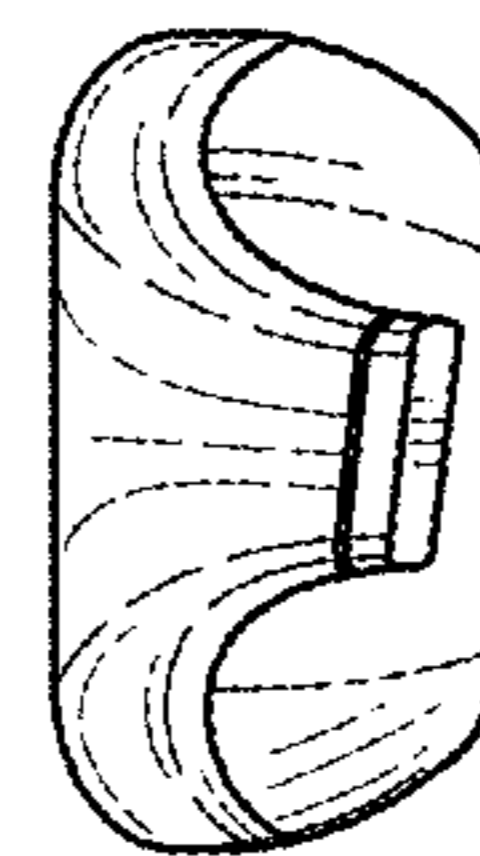


FIG. 5

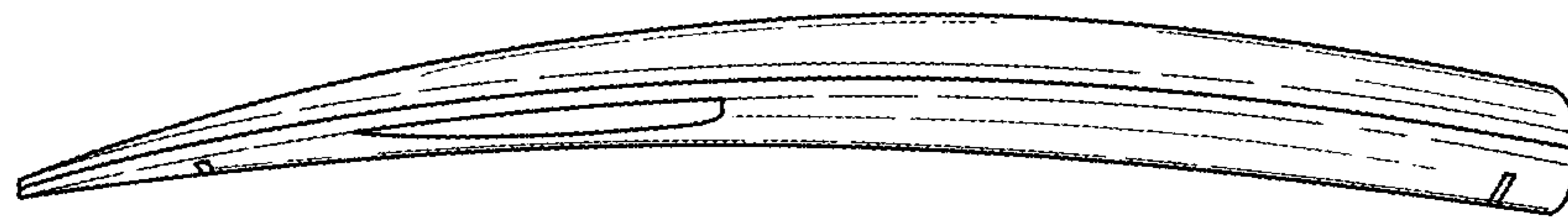


FIG. 6




FIG. 7