



US00D771190S

(12) **United States Design Patent**
Laemle et al.

(10) **Patent No.:** **US D771,190 S**
(45) **Date of Patent:** **** Nov. 8, 2016**

- (54) **PEN**
- (71) Applicants: **David A. Laemle**, Westwood, NJ (US);
Kristy MacNeal, Westwood, NJ (US)
- (72) Inventors: **David A. Laemle**, Westwood, NJ (US);
Kristy MacNeal, Westwood, NJ (US)
- (73) Assignee: **Davro Products, Inc.**, Westwood, NJ (US)

(**) Term: **14 Years**

(21) Appl. No.: **29/523,997**

(22) Filed: **Apr. 15, 2015**

(51) **LOC (10) Cl.** **19-06**

(52) **U.S. Cl.**
USPC **D19/197; D19/199; D19/918**

(58) **Field of Classification Search**
USPC D14/411; D19/115–204
CPC B43K 5/005; B43K 5/16; B43K 7/00;
B43K 7/10; B43K 7/12; B43K 8/02; B43K
8/022; B43K 8/024; B43K 8/04
See application file for complete search history.

(56) **References Cited**

U.S. PATENT DOCUMENTS

- D138,825 S * 9/1944 Waldinger D19/185
- D138,826 S * 9/1944 Waldinger D19/168
- D322,460 S * 12/1991 Herbst D19/185
- D413,926 S * 9/1999 Polidoro D19/171

- D538,853 S * 3/2007 Losel D19/172
- D608,393 S * 1/2010 Koreska D19/165
- D613,337 S * 4/2010 Pearson D19/174
- D628,643 S * 12/2010 Li D19/174
- D646,326 S * 10/2011 Koreska D19/166
- D651,244 S * 12/2011 Yuan D19/172
- D651,245 S * 12/2011 Yuan D19/172
- D664,197 S * 7/2012 Casciotti D19/201
- D667,882 S * 9/2012 Uchiyama D19/172
- D672,813 S * 12/2012 Zhang D19/172
- D692,483 S * 10/2013 Laemle D19/172
- D746,376 S * 12/2015 Fleming D19/192

* cited by examiner

Primary Examiner — Elizabeth Albert

(74) *Attorney, Agent, or Firm* — St Onge Steward Johnston and Reens LLC

(57) **CLAIM**

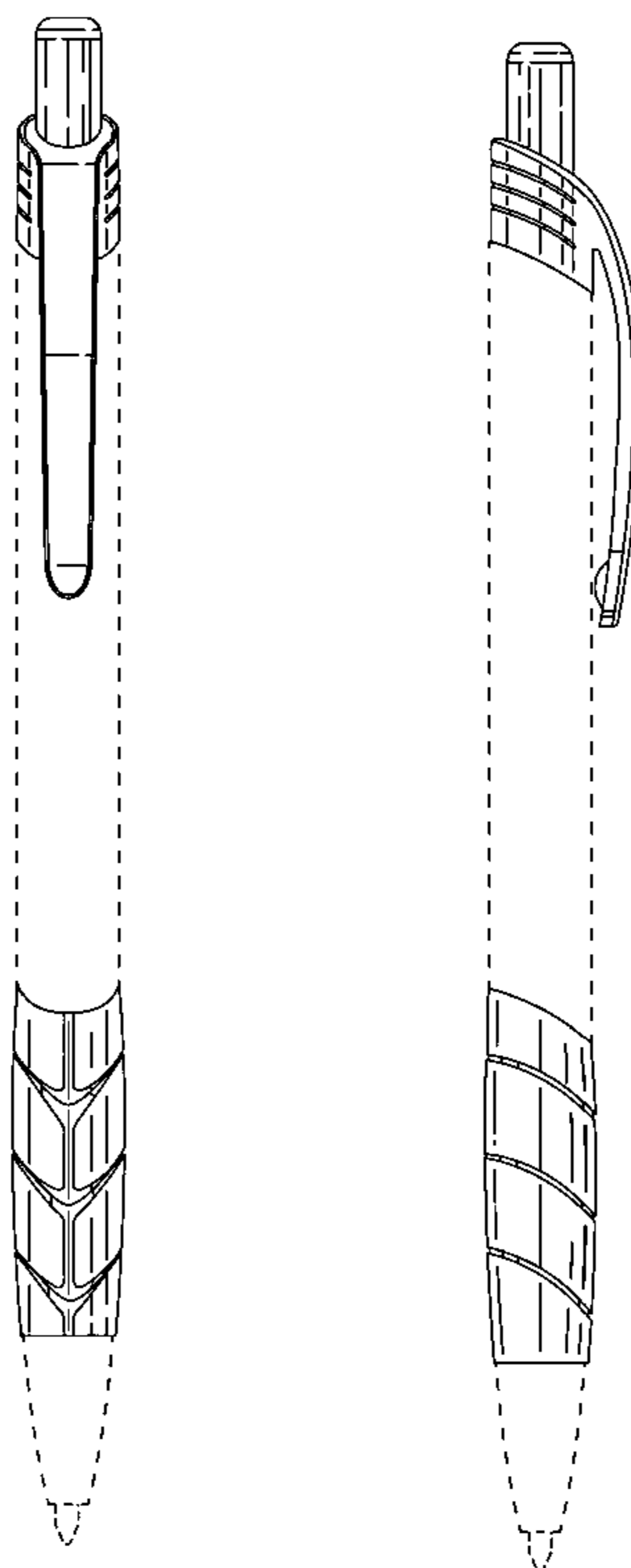
The ornamental design for a pen, as shown and described.

DESCRIPTION

FIG. 1 is a top left side isometric view of a pen in accordance with the new design;
 FIG. 2 is a top plan view thereof;
 FIG. 3 is a bottom plan view thereof;
 FIG. 4 is a right side elevational view thereof;
 FIG. 5 is a left side elevational view thereof;
 FIG. 6 is a rear elevational view thereof; and,
 FIG. 7 is a front elevational view thereof.

The broken lines shown in FIGS. 1-5 and 7 are for the purpose of illustrating portions of the pen that form no part of the claimed design.

1 Claim, 6 Drawing Sheets






FIG. 1

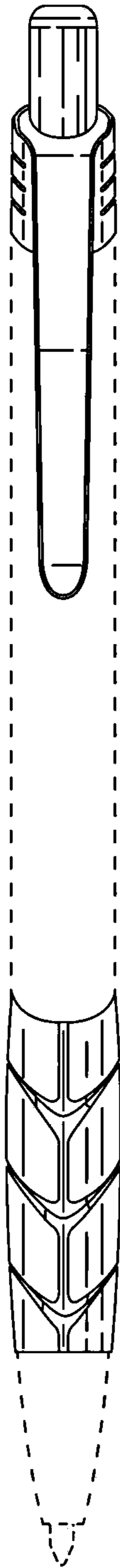


FIG. 2




FIG. 3




FIG. 4

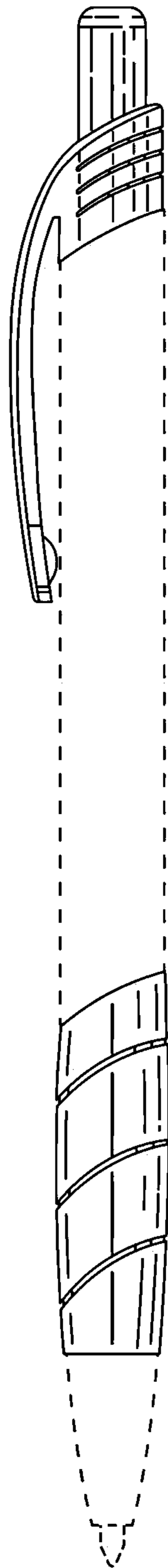


FIG. 5

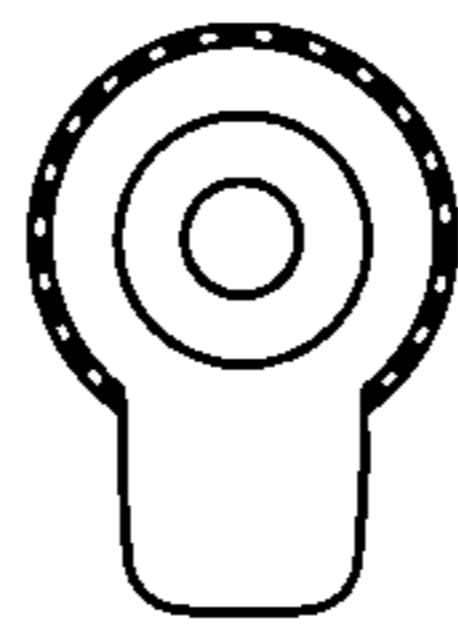


FIG. 6

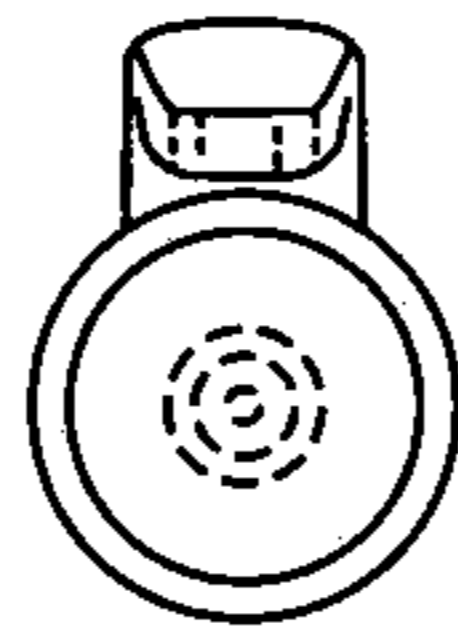


FIG. 7