



US00D771165S

(12) **United States Design Patent** (10) **Patent No.:** **US D771,165 S**  
**Kim** (45) **Date of Patent:** **\*\* \*Nov. 8, 2016**

(54) **MILLING CUTTER**  
(71) Applicant: **TaeguTec Ltd.**, Daegu (KR)  
(72) Inventor: **Myoung Soo Kim**, Daegu (KR)  
(73) Assignee: **TaeguTec Ltd.**, Daegu (KR)  
(\* ) Notice: This patent is subject to a terminal disclaimer.  
(\*\*) Term: **14 Years**  
(21) Appl. No.: **29/517,807**  
(22) Filed: **Feb. 17, 2015**  
(51) **LOC (10) Cl.** ..... **15-09**  
(52) **U.S. Cl.**  
USPC ..... **D15/139**  
(58) **Field of Classification Search**  
USPC ..... D15/124–144, 11, 19, 28–32;  
D8/16–20; 409/137, 139–140;  
D32/46–49; 299/39.2  
CPC ... E01C 23/088; Y10T 407/23; B23B 51/02;  
B23B 51/048; B23C 5/2221; B23C 5/109  
See application file for complete search history.

7,625,156 B2 \* 12/2009 Pantzar ..... B23C 5/006  
407/34  
8,974,155 B2 \* 3/2015 Dressler ..... B23C 5/04  
144/236  
2007/0256287 A1 \* 11/2007 Kocherovsky ..... B23C 5/207  
29/428  
2008/0175679 A1 \* 7/2008 Prichard ..... B23C 5/109  
407/42  
2010/0061813 A1 \* 3/2010 Horiike ..... B23C 5/109  
407/40  
2012/0301233 A1 \* 11/2012 Gesell ..... B23C 5/207  
407/29  
2013/0302099 A1 \* 11/2013 Choi ..... B23C 5/08  
407/113

\* cited by examiner

*Primary Examiner* — Patricia Palasik  
(74) *Attorney, Agent, or Firm* — Hamre, Schumann,  
Mueller & Larson, P.C.

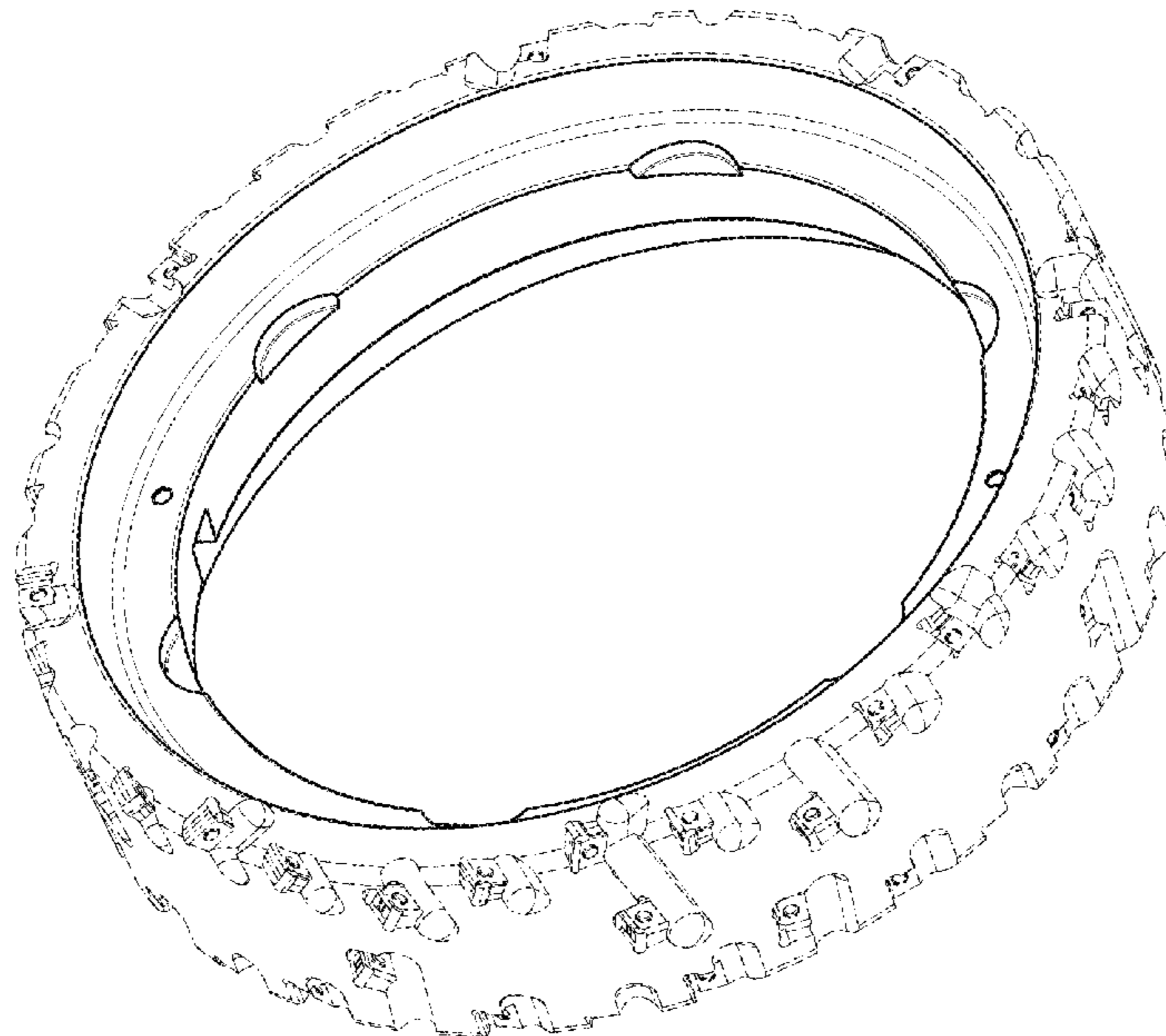
(57) **CLAIM**  
The ornamental design for a milling cutter, as shown and described.

**DESCRIPTION**

FIG. 1 is a perspective view of a milling cutter showing my new design;  
FIG. 2 is a front elevational view thereof;  
FIG. 3 is a rear elevational view thereof;  
FIG. 4 is a left side view thereof;  
FIG. 5 is a right side view thereof;  
FIG. 6 is a top plan view thereof;  
FIG. 7 is a bottom plan view thereof; and,  
FIG. 8 is a cross-sectional view along line 8-8 in FIG. 2.  
The broken lines showing of environmental matter are for illustrative purposes only and form no part of the claimed design.

**1 Claim, 5 Drawing Sheets**

(56) **References Cited**  
U.S. PATENT DOCUMENTS  
1,713,273 A \* 5/1929 Farrington ..... B23C 5/04  
407/31  
1,714,098 A \* 5/1929 Miller ..... B23C 5/207  
241/294  
3,574,251 A \* 4/1971 Corti ..... B23C 5/20  
407/45  
4,648,755 A \* 3/1987 Stashko ..... B23C 5/109  
407/36



*Fig. 1*

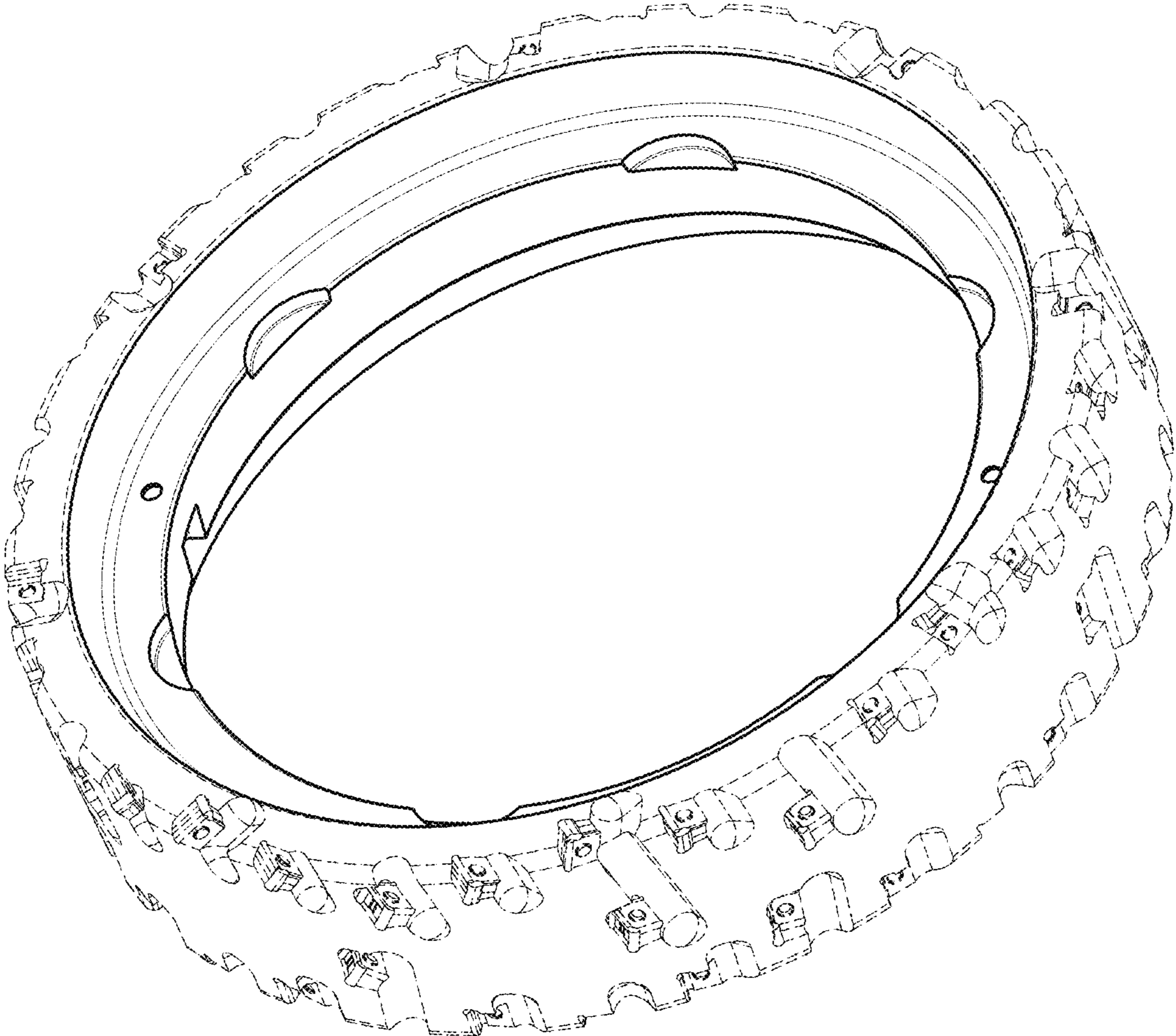
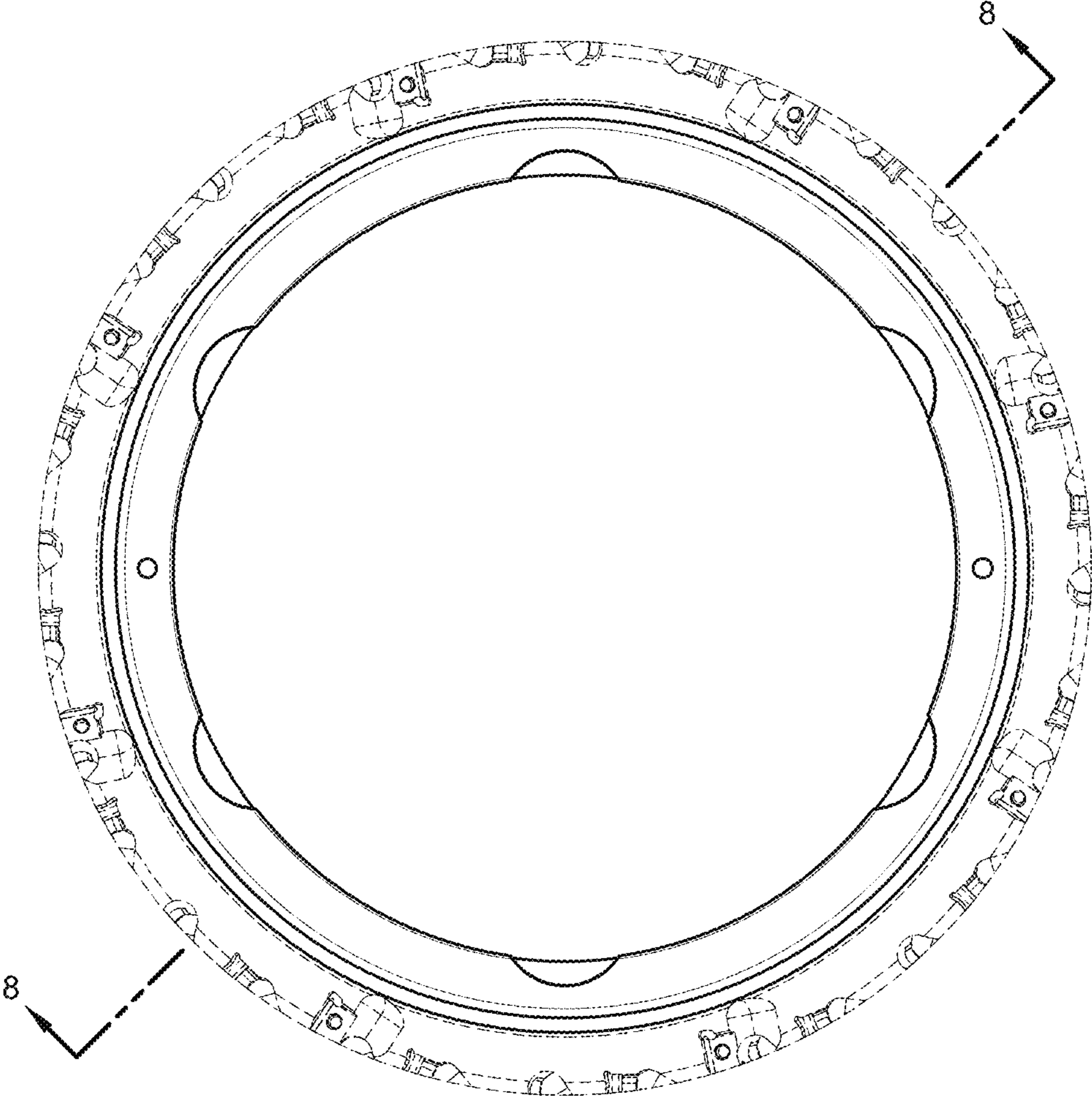
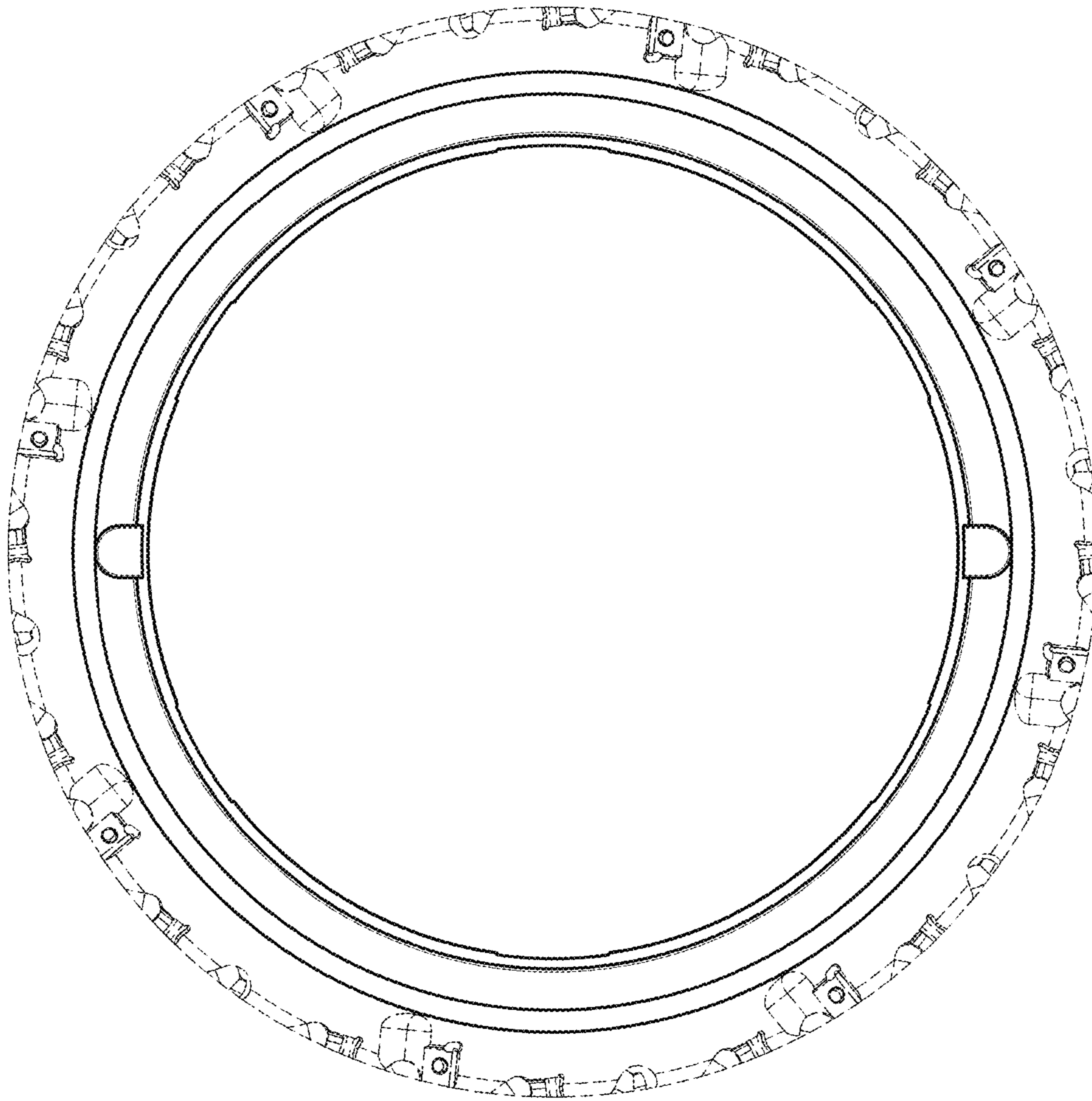



Fig. 2



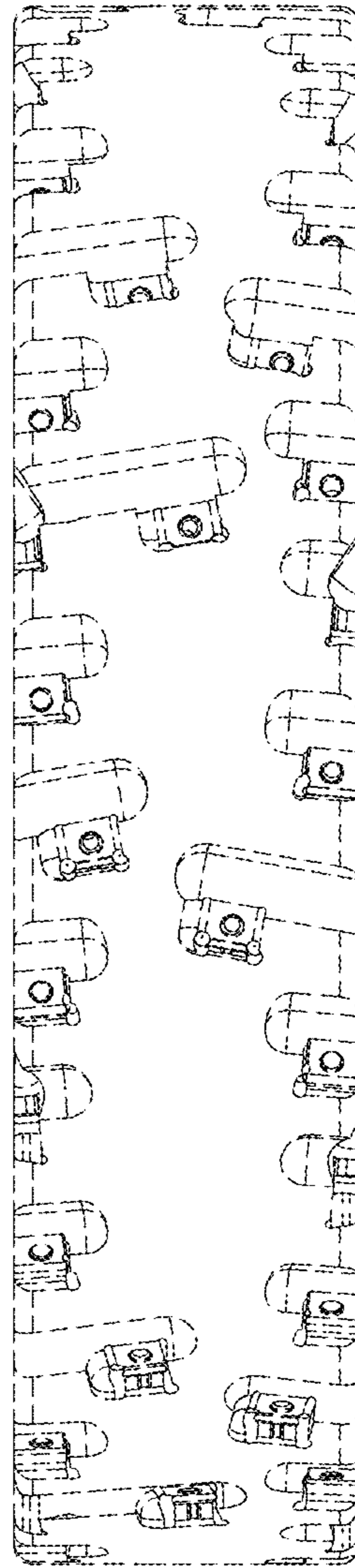
*Fig. 3*



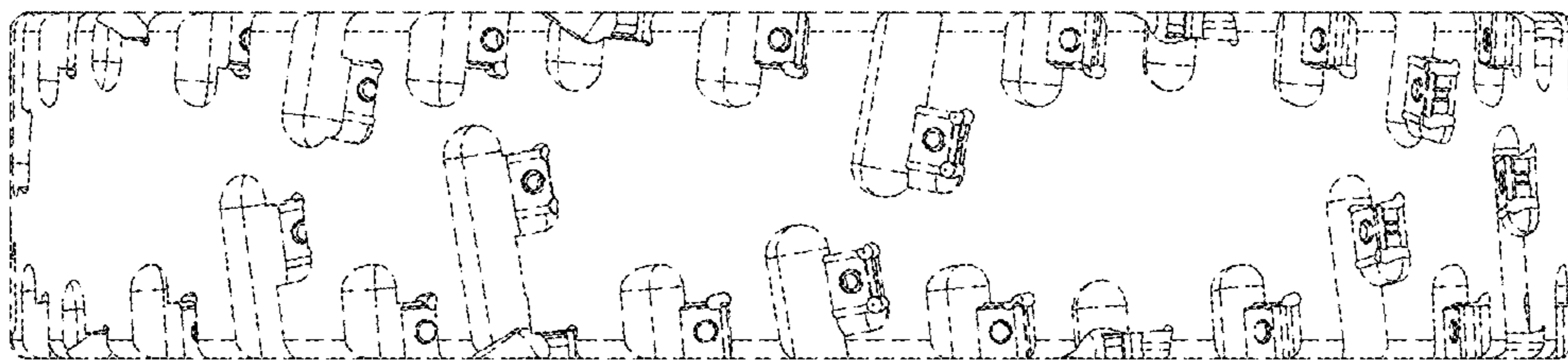
*Fig. 4*



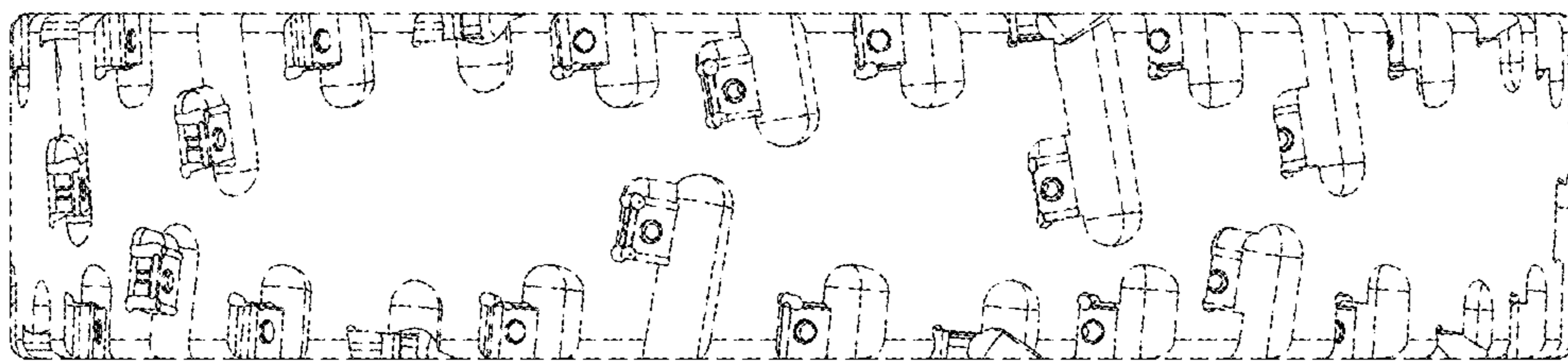
*Fig. 5*



*Fig. 6*



*Fig. 7*



*Fig. 8*

