



US00D771118S

(12) **United States Design Patent** (10) **Patent No.:** **US D771,118 S**
Yao et al. (45) **Date of Patent:** **** Nov. 8, 2016**

(54) **PORTION OF A DISPLAY PANEL WITH A GRAPHICAL USER INTERFACE**

(71) Applicant: **Google Inc.**, Mountain View, CA (US)

(72) Inventors: **Jin Yao**, San Jose, CA (US); **Allen Sytwu**, Los Altos, CA (US); **Kanupriya Singhal**, Sunnyvale, CA (US); **Itai Raz**, Palo Alto, CA (US); **Jiajing Wang**, Santa Clara, CA (US)

(73) Assignee: **Google Inc.**, Mountain View, CA (US)

(**) Term: **14 Years**

(21) Appl. No.: **29/487,055**

(22) Filed: **Apr. 4, 2014**

(30) **Foreign Application Priority Data**

Mar. 27, 2014 (IL) 55415

(51) **LOC (10) Cl.** **14-04**

(52) **U.S. Cl.**
USPC **D14/488**

(58) **Field of Classification Search**

USPC D14/485-489, 493
CPC H04N 1/00437; H04N 1/00408;
H04N 1/00127; H04N 1/00129; H04N
1/00132; H04N 1/00172; H04N 1/00212;
G06F 3/0485; G06F 3/0484; G06F 3/048;
G06F 3/04842; G06F 3/0481
See application file for complete search history.

(56) **References Cited**

U.S. PATENT DOCUMENTS

D535,660 S * 1/2007 Cummins D14/486
D535,998 S * 1/2007 Cummins D14/486

D634,753 S * 3/2011 Loretan D14/488
D704,729 S * 5/2014 Khanna D14/488
D721,379 S * 1/2015 Moon D14/485
D741,342 S * 10/2015 Dye D14/485
D741,353 S * 10/2015 Anzures D14/487
2010/0085600 A1* 4/2010 Nozaki H04N 1/00129
358/1.15
2012/0242692 A1* 9/2012 Laubach G09G 5/14
345/629
2013/0111384 A1* 5/2013 Kim G06F 3/048
715/765

* cited by examiner

Primary Examiner — Eric Goodman

Assistant Examiner — Debra Callahan

(74) *Attorney, Agent, or Firm* — Fish & Richardson P.C.

(57) **CLAIM**

The ornamental design for a portion of a display panel with a graphical user interface, substantially as shown and described.

DESCRIPTION

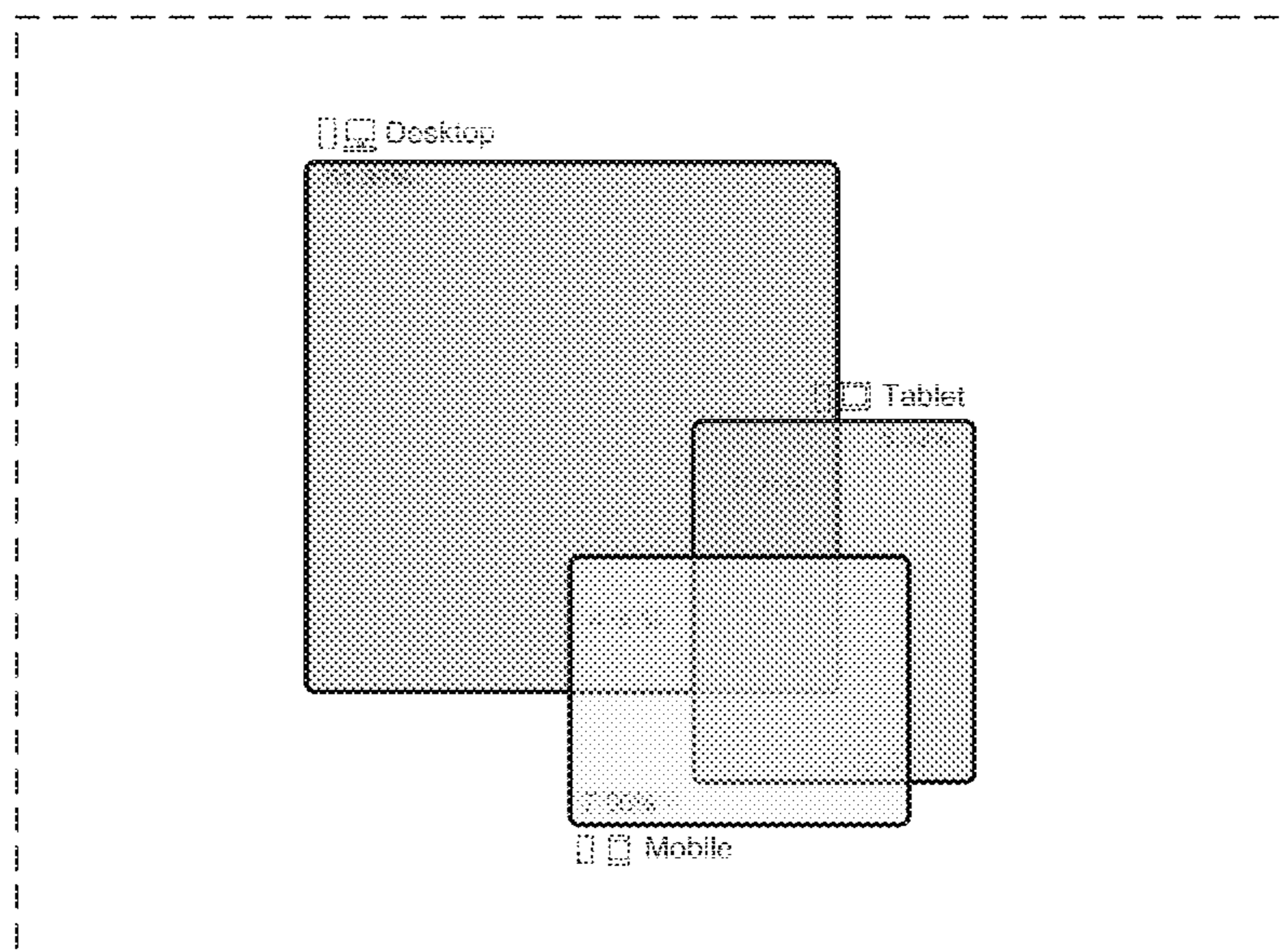
FIG. 1 is a front view of a portion of a display panel with a graphical user interface, showing a first embodiment.

FIG. 2 is a front view of a portion of a display panel with a graphical user interface, showing a second embodiment; and,

FIG. 3 is a front view of a portion of a display panel with a graphical user interface, showing a third embodiment.

The broken lines in the display panel illustrate graphical features that form no part of the claimed design.

1 Claim, 3 Drawing Sheets



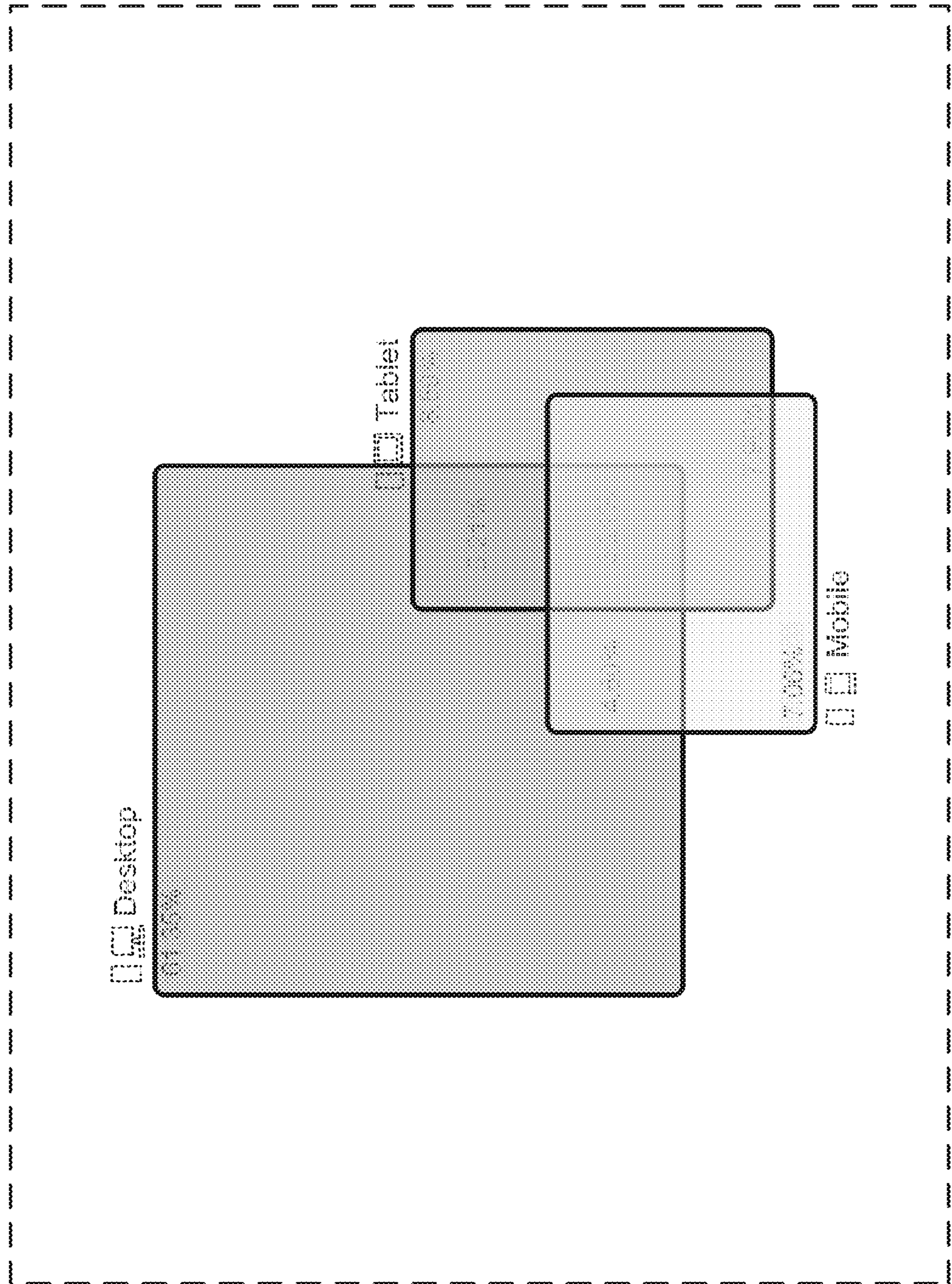


FIG. 1

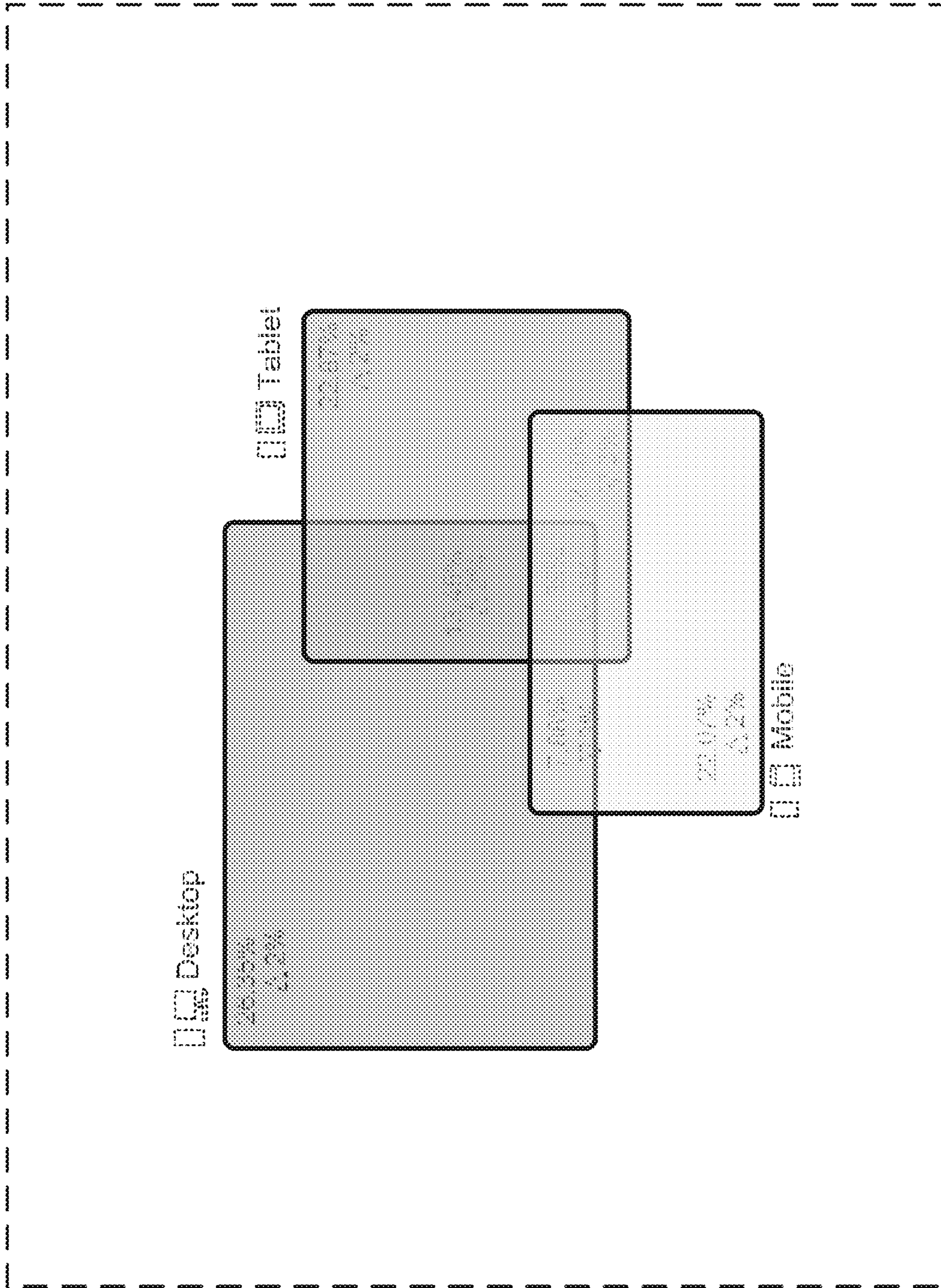


FIG. 2

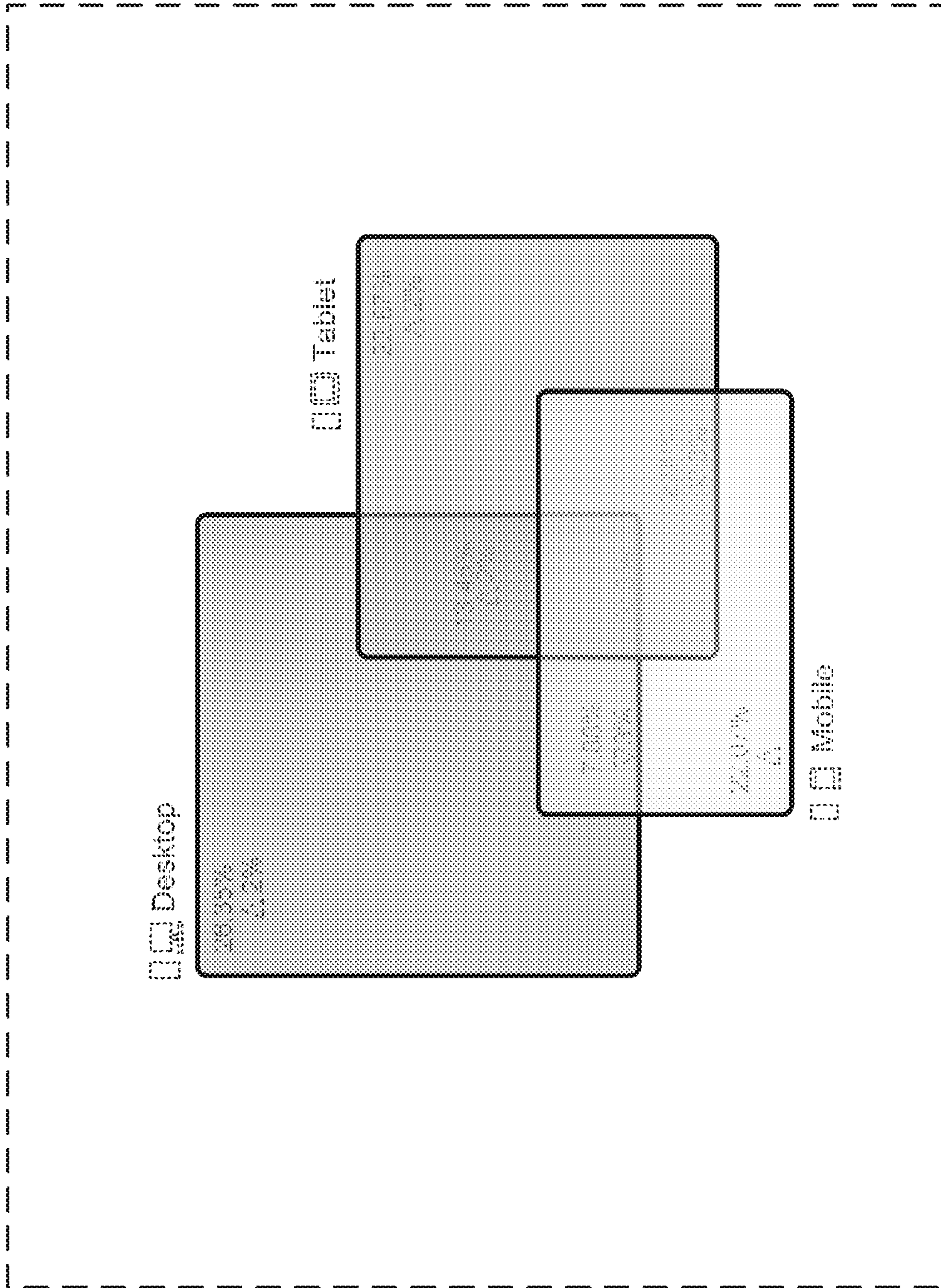


FIG. 3