



US00D771115S

(12) **United States Design Patent** (10) **Patent No.:** **US D771,115 S**
Wahila et al. (45) **Date of Patent:** **** Nov. 8, 2016**

(54) **DISPLAY SCREEN OR PORTION THEREOF WITH GRAPHICAL USER INTERFACE**

(71) Applicant: **SENTINEL ASSETS, LLC**, Atlanta, GA (US)

(72) Inventors: **Derek J. Wahila**, Pittsburgh, PA (US); **Joseph M. D'Alessandro**, Pittsburgh, PA (US); **Matthew D. Lee**, San Francisco, CA (US); **Joseph H. Cross**, Atlanta, GA (US)

(73) Assignee: **Sentinel Assets, LLC**, Atlanta, GA (US)

(**) Term: **14 Years**

(21) Appl. No.: **29/519,881**

(22) Filed: **Mar. 9, 2015**

(51) **LOC (10) Cl.** **14-04**

(52) **U.S. Cl.**
USPC **D14/487**

(58) **Field of Classification Search**
USPC D14/485-495
CPC G06F 3/017; G06F 3/048; G06F 3/0481; G06F 3/04842; G06F 3/04847; G06F 3/0485; G06F 1/1692
See application file for complete search history.

(56) **References Cited**

U.S. PATENT DOCUMENTS

D640,264	S	*	6/2011	Fujii	D14/486
D651,611	S	*	1/2012	Ouilhet	D14/489
D656,946	S	*	4/2012	Judy	D14/486
D673,964	S	*	1/2013	Cojuangco	D14/486
D674,401	S	*	1/2013	Trumble	D14/486
D678,302	S	*	3/2013	Trumble	D14/486
D689,061	S	*	9/2013	Geiger	D14/485
D690,309	S	*	9/2013	Wenz	D14/485
D693,845	S	*	11/2013	Pearcy	D14/489
D694,252	S	*	11/2013	Helm	D14/485
D694,253	S	*	11/2013	Helm	D14/485
D695,752	S	*	12/2013	Edwards	D14/485
D701,233	S	*	3/2014	Heong	D14/486

D705,798	S	*	5/2014	Lim	D14/486
D708,193	S	*	7/2014	Agnew	D14/485
D710,863	S	*	8/2014	Agnew	D14/485
D711,420	S	*	8/2014	Agnew	D14/488
D717,328	S	*	11/2014	Lin	D14/486

(Continued)

Primary Examiner — Darlington Ly

Assistant Examiner — Daniel J Domino

(74) *Attorney, Agent, or Firm* — Kilpatrick Townsend & Stockton LLP

(57) **CLAIM**

The ornamental design for the display screen or portion thereof with graphical user interface, as shown and described.

DESCRIPTION

The patent or application file contains at least one drawing executed in color. Copies of this patent or patent application publication with color drawing(s) will be provided by the Office upon request and payment of the necessary fee.

FIG. 1 is a front view of a first image in the sequence of a display screen or portion thereof with graphical user interface showing our new design;

FIG. 2 is a front view of a second image in the sequence of FIG. 1;

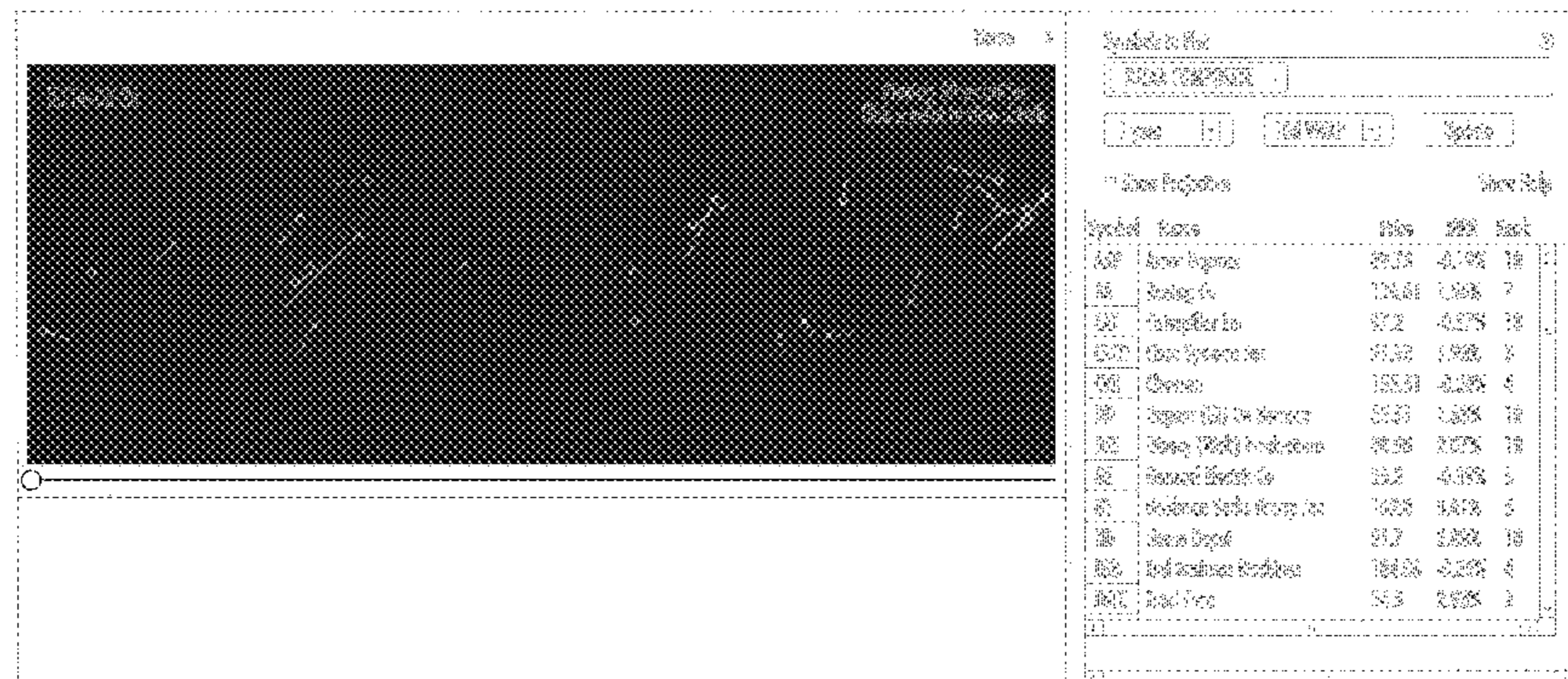
FIG. 3 is a front view of a third image in the sequence of FIG. 1;

FIG. 4 is a front view of a fourth image in the sequence of FIG. 1; and,

FIG. 5 is a front view of a fifth image in the sequence of FIG. 1.

The outer broken line perimeter showing the display screen or portion thereof and the broken line showing elements of the graphical user interface are provided for the purpose of illustrating portions of the article and forms no part of the claimed design. The appearance of the animated images sequentially transitions between the images shown in FIGS. 1-5. The process or period in which one image transitions to another forms no part of the claimed design.

1 Claim, 5 Drawing Sheets
(5 of 5 Drawing Sheet(s) Filed in Color)



US D771,115 S

Page 2

(56)

References Cited

U.S. PATENT DOCUMENTS

D717,331 S	*	11/2014	Lin	D14/486	
D720,767 S	*	1/2015	Miller	D14/486	* cited by examiner
D740,847 S	*	10/2015	Yampolskiy	D14/486	
D748,126 S	*	1/2016	Sarukkai	D14/486	
2012/0016246 A1	*	1/2012	Sandgaard	A61B 5/02028 600/481	

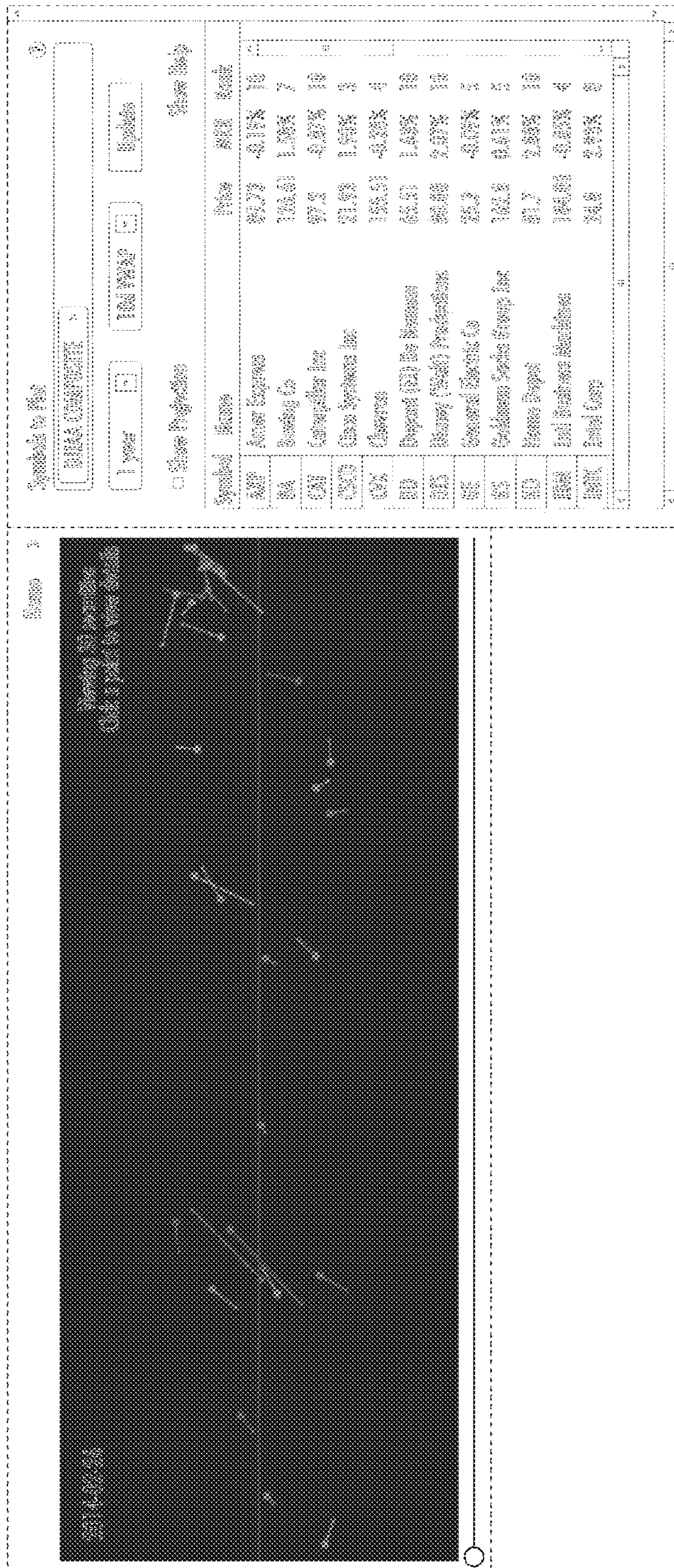


FIG. 1




FIG. 2

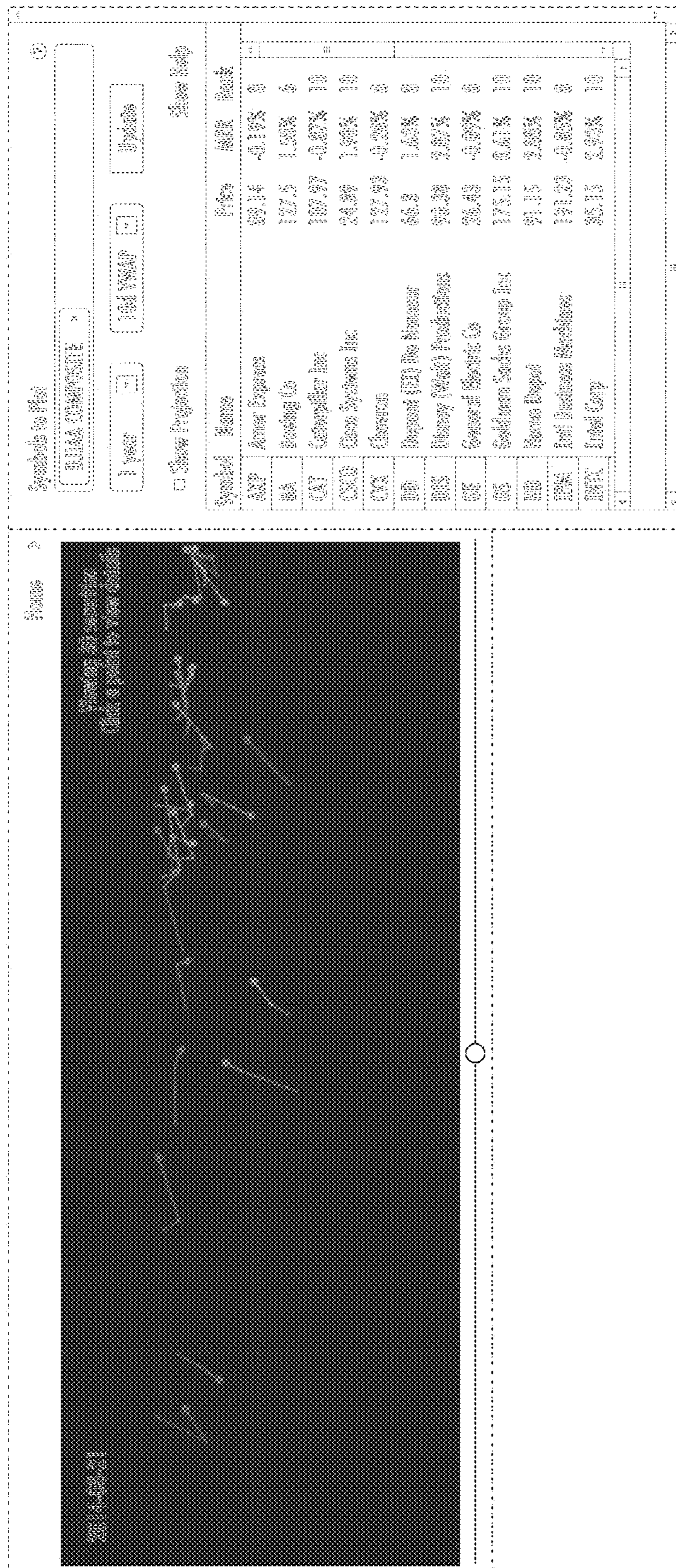


FIG. 3

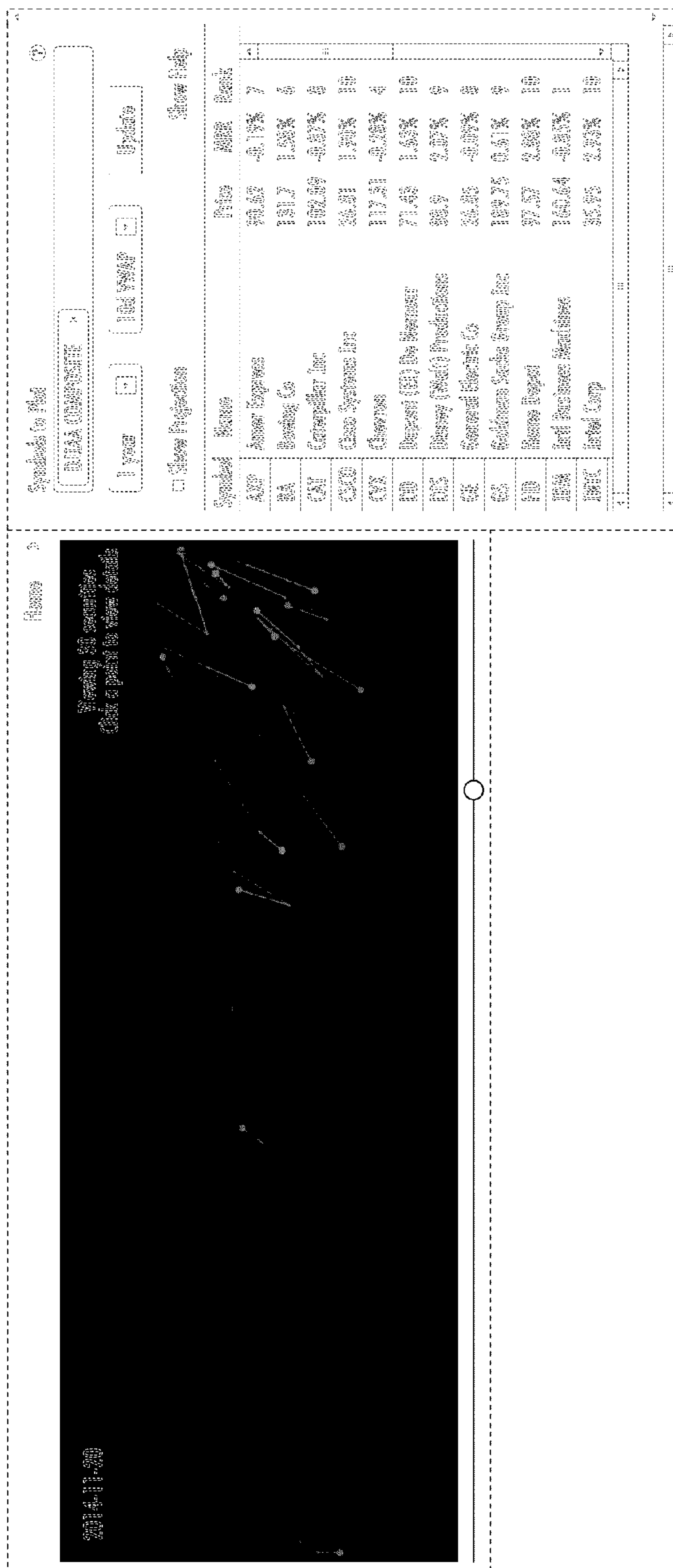


FIG. 4

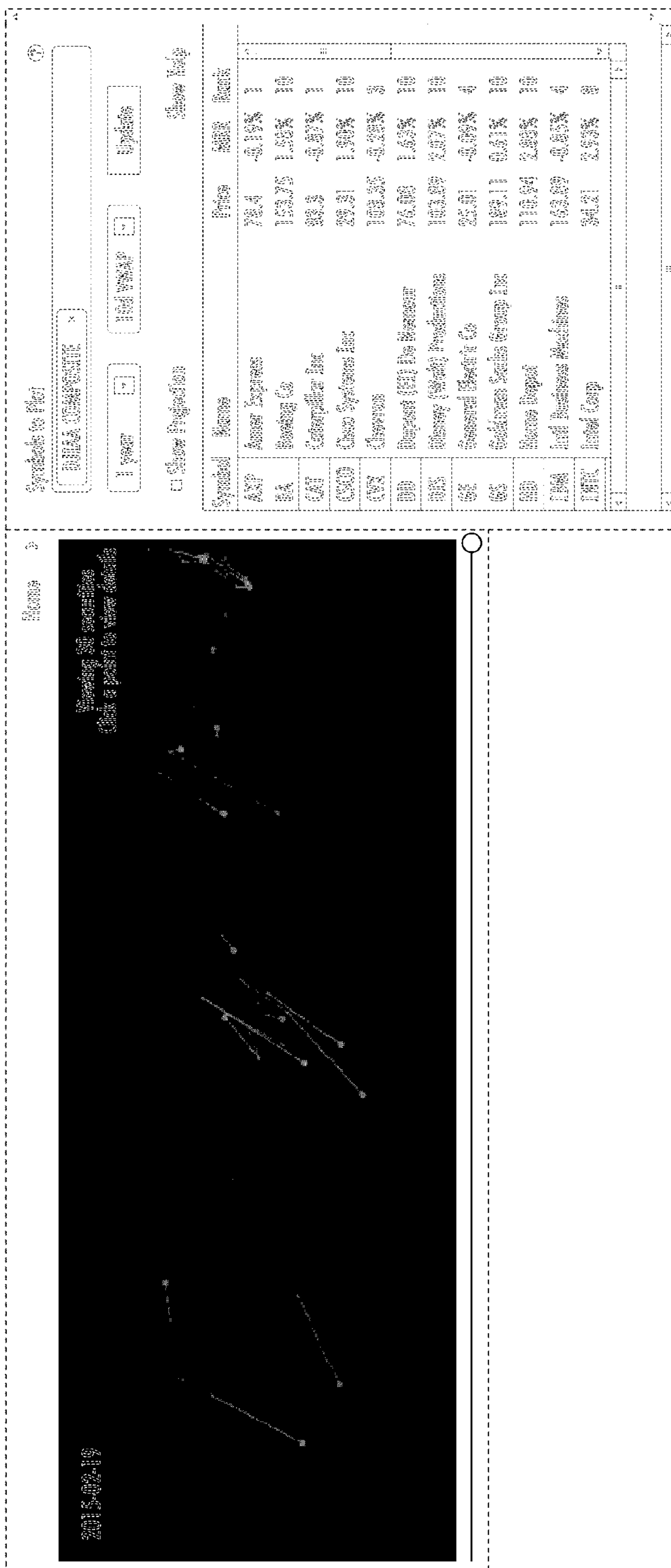


FIG. 5