



US00D771093S

(12) **United States Design Patent**
Chou

(10) **Patent No.:** **US D771,093 S**
(45) **Date of Patent:** **** Nov. 8, 2016**

(54) **DISPLAY SCREEN WITH GRAPHICAL USER INTERFACE**

(71) Applicant: **ASUSTeK COMPUTER INC.**, Taipei (TW)

(72) Inventor: **Shu-Hui Chou**, Taipei (TW)

(73) Assignee: **ASUSTEK COMPUTER INC.**, Taipei (TW)

(**) Term: **14 Years**

(21) Appl. No.: **29/501,200**

(22) Filed: **Sep. 2, 2014**

(51) **LOC (10) Cl.** **14-04**

(52) **U.S. Cl.**
USPC **D14/486**

(58) **Field of Classification Search**
USPC D14/485-495
CPC ... G06F 3/0481; G06F 3/0482; G06T 13/80; H04N 1/00424
See application file for complete search history.

(56) **References Cited**

U.S. PATENT DOCUMENTS

D609,717 S *	2/2010	Yokouchi	D14/486
D642,192 S *	7/2011	Arnold	D14/487
D667,834 S *	9/2012	Coffman	D14/486
D675,638 S *	2/2013	Woo	D14/487
D698,361 S *	1/2014	Stiffler	D14/486
D698,364 S *	1/2014	Tsuda	D14/488
D701,523 S *	3/2014	Kim	D14/486
D711,906 S *	8/2014	Francisco	D14/486
D719,581 S *	12/2014	Frew	D14/486
D724,603 S *	3/2015	Williams	D14/485
D734,350 S *	7/2015	Inose	D14/486
D740,845 S *	10/2015	Karunamuni	D14/486
D757,785 S *	5/2016	Yang	D14/488
2011/0289423 A1 *	11/2011	Kim	G06F 3/04886 715/741
2012/0023191 A1 *	1/2012	Kang	G06F 17/30038 709/217

2012/0131508 A1 *	5/2012	Lee	G06F 3/0482 715/835
2012/0249541 A1 *	10/2012	Sato	G06F 1/1694 345/419
2014/0160078 A1 *	6/2014	Seo	G06F 3/017 345/175

FOREIGN PATENT DOCUMENTS

EM	002030056-0004	4/2012
EM	001364293-0003	4/2013
EM	002148056-0073	5/2013

* cited by examiner

Primary Examiner — Cathron Brooks

Assistant Examiner — Cary M Robinson

(74) *Attorney, Agent, or Firm* — Muncy, Geissler, Olds & Lowe, P.C.

(57) **CLAIM**

The ornamental design for a display screen with graphical user interface, as shown and described.

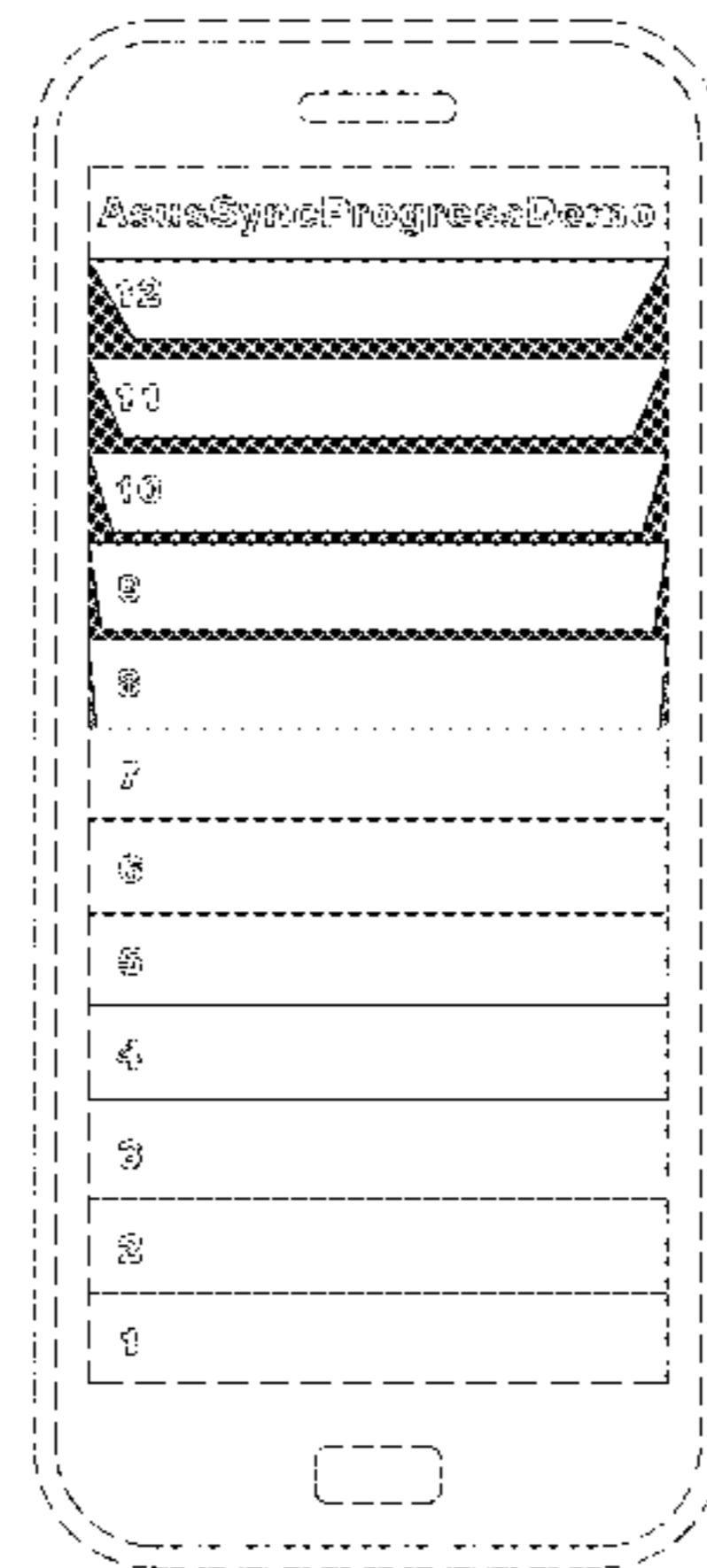

DESCRIPTION

FIG. 1 is a front view of a first image in the sequence for a display screen with graphical user interface showing a first embodiment and a second embodiment of our design; FIG. 2 is a front view of a second image of the first embodiment thereof; and, FIG. 3 is a front view of a second image of the second embodiment thereof.

The outermost set of broken lines and the broken line showing of rounded shapes illustrate an electronic device, the broken line at the periphery of the animated graphical user interface illustrates the display screen, and the broken line showing of text and numbers illustrate portions of the animated graphical user interface. None of the broken lines form part of the claimed design.

The appearance of the transitional image sequentially transitions between the images of the first embodiment shown in FIGS. 1 and 2, and the images of the second embodiment shown in FIGS. 1 and 3. The process of period in which one image transitions to another form no part of the claimed design.

1 Claim, 3 Drawing Sheets






FIG.1

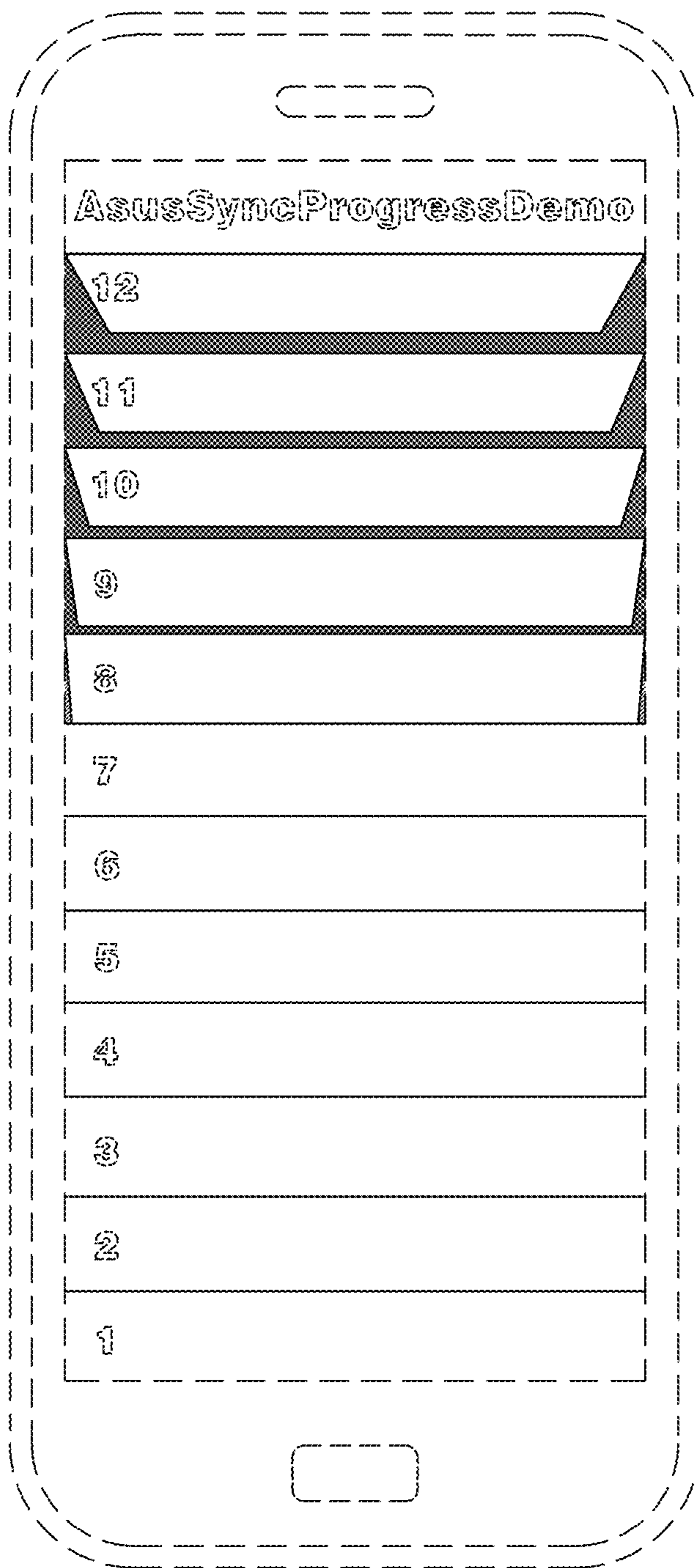


FIG.2

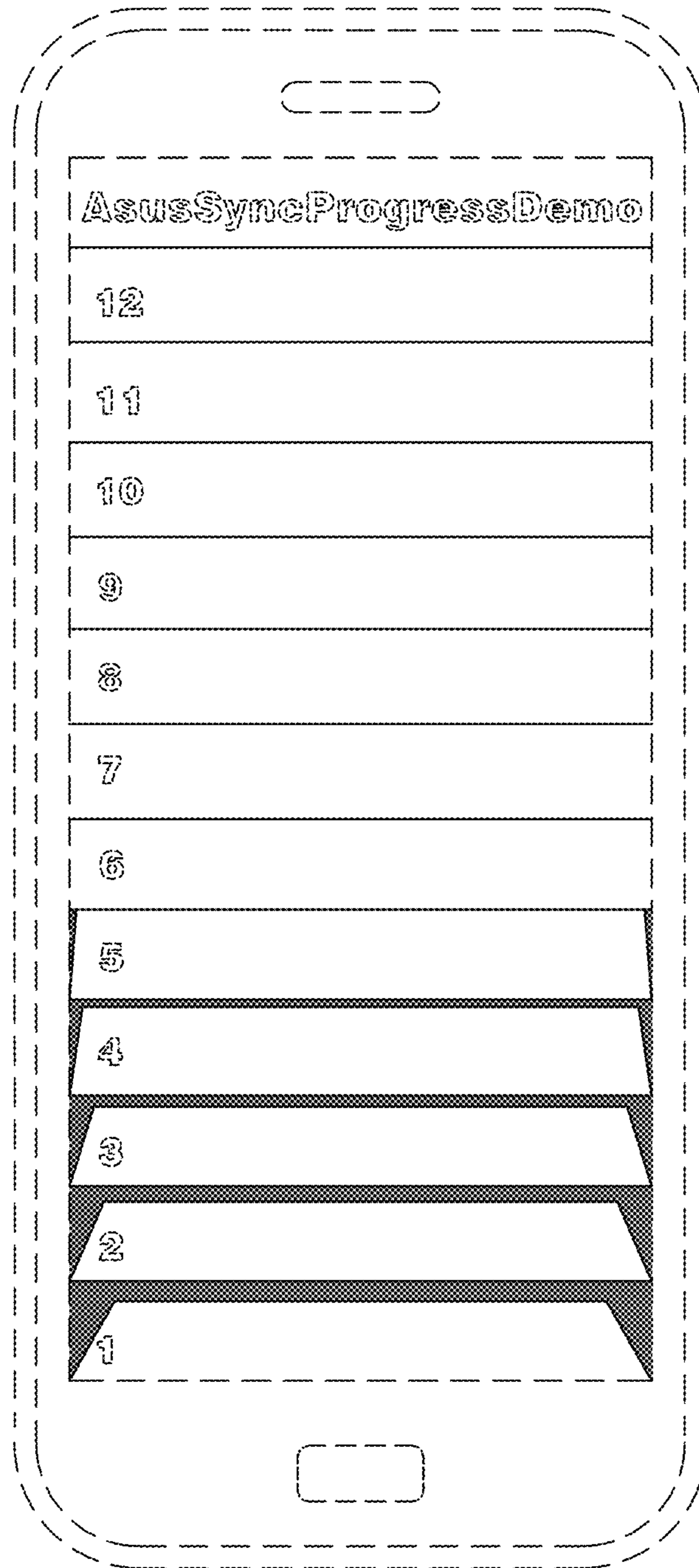


FIG.3