



US00D771062S

(12) **United States Design Patent**
Grønsberg

(10) **Patent No.:** **US D771,062 S**

(45) **Date of Patent:** **** Nov. 8, 2016**

(54) **COMPUTER SCREEN DISPLAY WITH GRAPHICAL USER INTERFACE**

(71) Applicant: **BERGEN TECHNOLOGY CENTER AS, Laksevåg (NO)**

(72) Inventor: **Sondre Grønsberg, Bergen (NO)**

(73) Assignee: **BERGEN TECHNOLOGY CENTER AS, Laksevåg (NO)**

(**) Term: **14 Years**

(21) Appl. No.: **29/473,436**

(22) Filed: **Nov. 21, 2013**

(30) **Foreign Application Priority Data**

May 22, 2013 (NO) 20130489

(51) **LOC (10) Cl.** **14-14**

(52) **U.S. Cl.**
USPC **D14/485**

(58) **Field of Classification Search**
USPC D14/485-495
CPC .. G06F 3/048; G06F 3/0484; G06F 3/04817;
G06F 3/04816; G06F 3/04883; G06F
3/04842; G06F 3/017; G06F 3/0488; G06F
3/04847; H04M 2250/12; H04L 51/046;
H04L 51/32; H04L 41/22; H04N 5/23206
See application file for complete search history.

(56) **References Cited**

U.S. PATENT DOCUMENTS

- 7,024,021 B2 * 4/2006 Dunn G01V 1/288
367/14
- D642,184 S * 7/2011 Brouwers D14/486
- D661,313 S * 6/2012 Nenoki D14/487
- D670,717 S * 11/2012 Kobayashi D14/486

- D670,719 S * 11/2012 Kobayashi D14/486
- D671,954 S * 12/2012 Wojcik D14/486
- D685,391 S * 7/2013 Blissenbach D14/492
- D692,916 S * 11/2013 Granchi D14/489
- 9,191,355 B2 * 11/2015 Yerli H04L 51/32

* cited by examiner

Primary Examiner — Sheryl Lane

Assistant Examiner — Katherine Glennon

(74) *Attorney, Agent, or Firm* — Birch, Stewart, Kolasch & Birch, LLP

(57) **CLAIM**

The ornamental design for a computer screen display with graphical user interface, as shown and described.


DESCRIPTION

The patent or application file contains at least one drawing executed in color. Copies of this patent or patent application publication with color drawing(s) will be provided by the Office upon request and payment of the necessary fee.

FIG. 1 is a front view of the computer screen display for a graphical user interface showing my new design; and, FIG. 2 is a second embodiment thereof.

The broken lines define the bounds of the claimed design and form no part thereof.

1 Claim, 2 Drawing Sheets
(2 of 2 Drawing Sheet(s) Filed in Color)



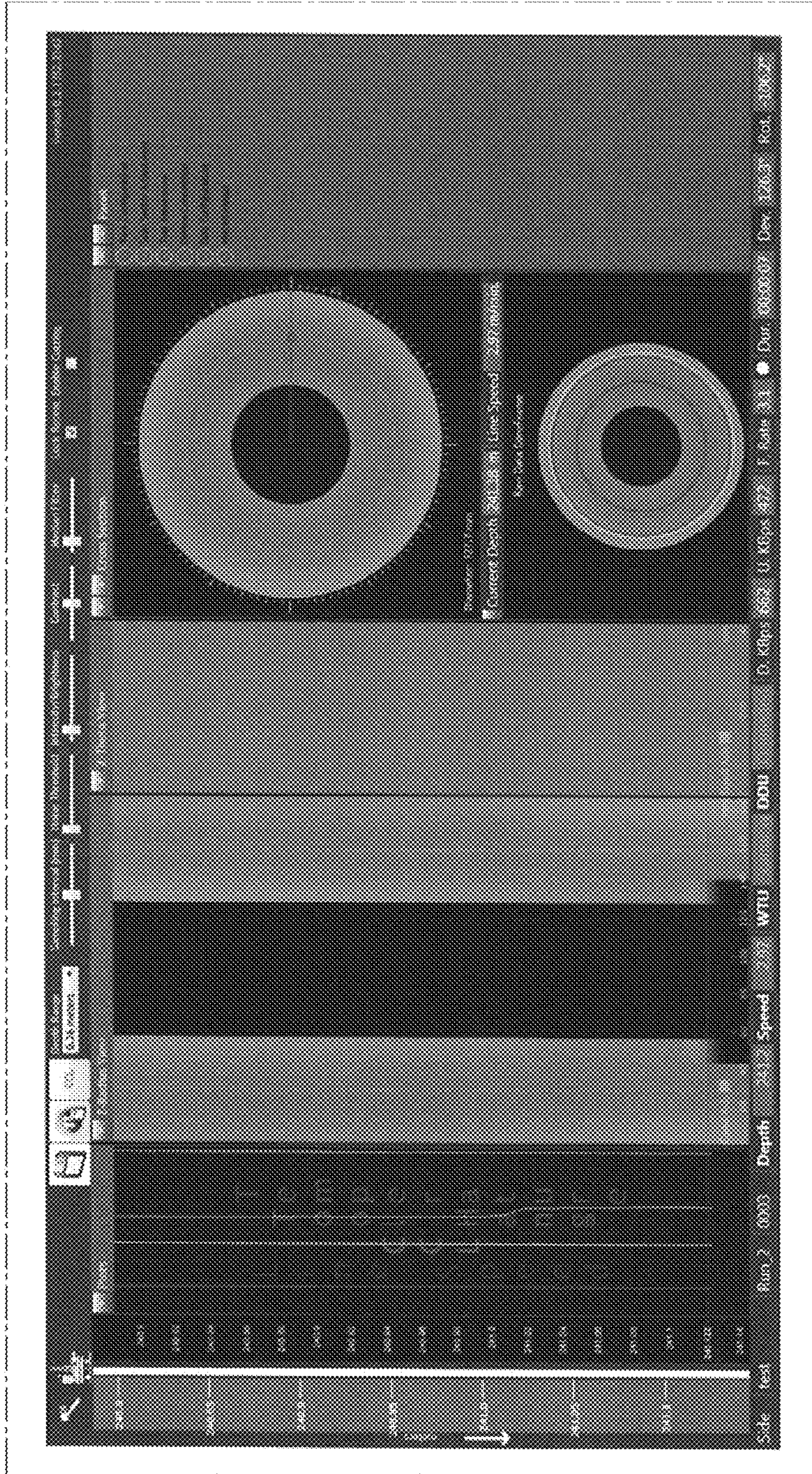


FIG.1




FIG. 2