



US00D771045S

(12) **United States Design Patent**
Ferguson

(10) **Patent No.:** **US D771,045 S**

(45) **Date of Patent:** **** Nov. 8, 2016**

(54) **COMBINATION KEYBOARD AND MOUSE PAD**

D574,825 S * 8/2008 Baker et al. D14/392
D701,511 S * 3/2014 He D14/447

* cited by examiner

(71) Applicant: **Marcus Ferguson**, Hixson, TN (US)

Primary Examiner — Ian Simmons

(72) Inventor: **Marcus Ferguson**, Hixson, TN (US)

Assistant Examiner — Harold Blackwell, II

(**) Term: **14 Years**

(57) **CLAIM**

(21) Appl. No.: **29/442,312**

The ornamental design for a combination keyboard and mouse pad, as shown and described.

(22) Filed: **Jan. 29, 2013**

DESCRIPTION

(51) **LOC (10) Cl.** **14-02**

(52) **U.S. Cl.**
USPC **D14/392**

(58) **Field of Classification Search**
USPC D14/391, 392, 393, 394-399, 455, 447;
D18/1, 2, 7, 11; 178/17 A, 17 C;
200/5 A, 5 R, 6 A, 6 R; 235/145 A, 145 R;
341/22, 23, 35; 345/160, 168;
400/484-486, 488, 489, 492, 472;
D24/158

FIG. 1 is a perspective view of a combination keyboard and mouse pad of the present invention; and
FIG. 2 is a left side view of the combination keyboard and mouse pad shown in FIG. 1; and
FIG. 3 is a right side view of the combination keyboard and mouse pad shown in FIG. 1; and
FIG. 4 is a front view of the combination keyboard and mouse pad shown in FIG. 1; and
FIG. 5 is a rear view of the combination keyboard and mouse pad shown in FIG. 1; and
FIG. 6 is a top view of the combination keyboard and mouse pad shown in FIG. 1; and
FIG. 7 is a bottom view of the combination keyboard and mouse pad shown in FIG. 1.

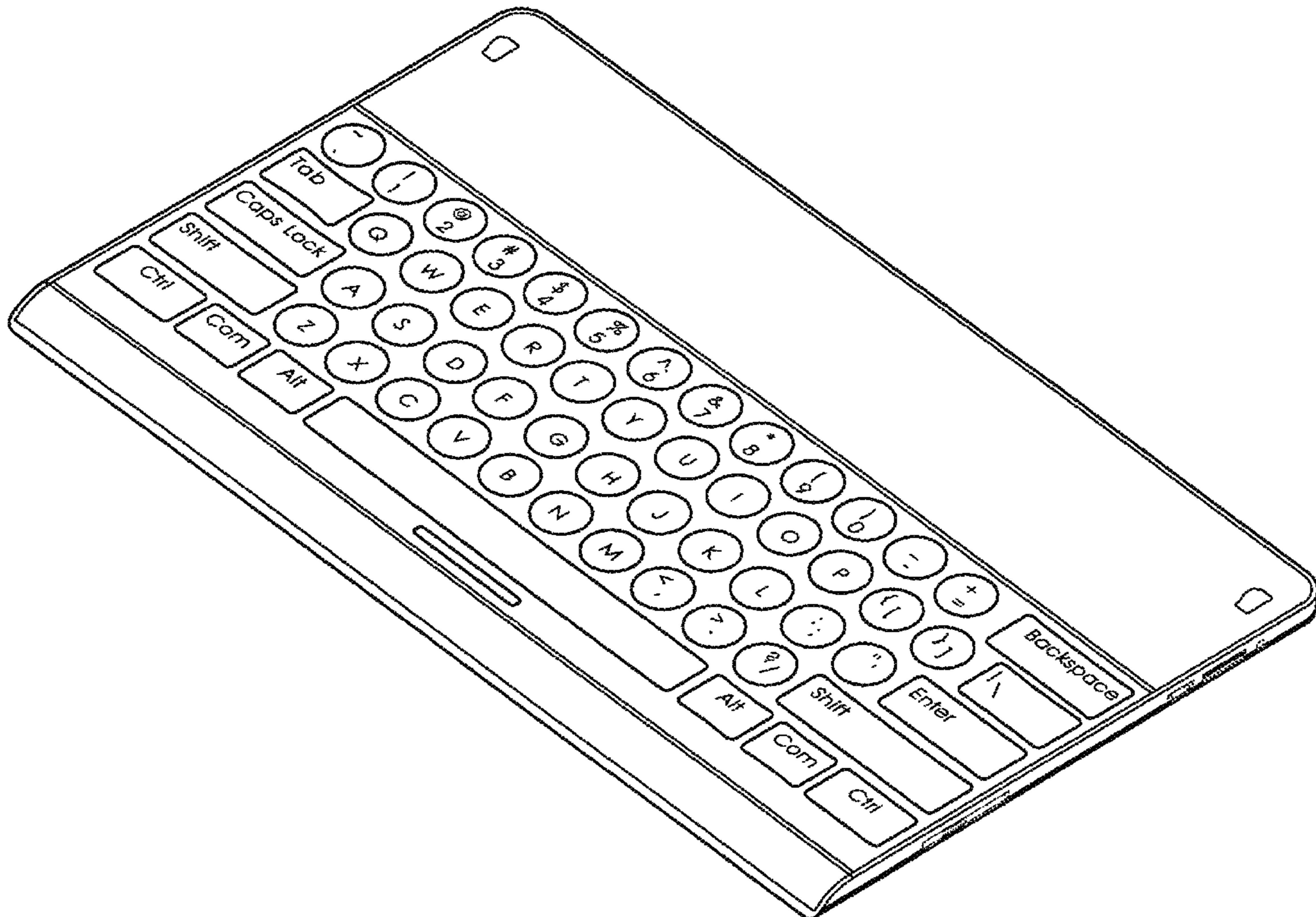
See application file for complete search history.

(56) **References Cited**

U.S. PATENT DOCUMENTS

D490,077 S * 5/2004 Lance D14/396
D540,807 S * 4/2007 DeMaio et al. D14/455

1 Claim, 7 Drawing Sheets



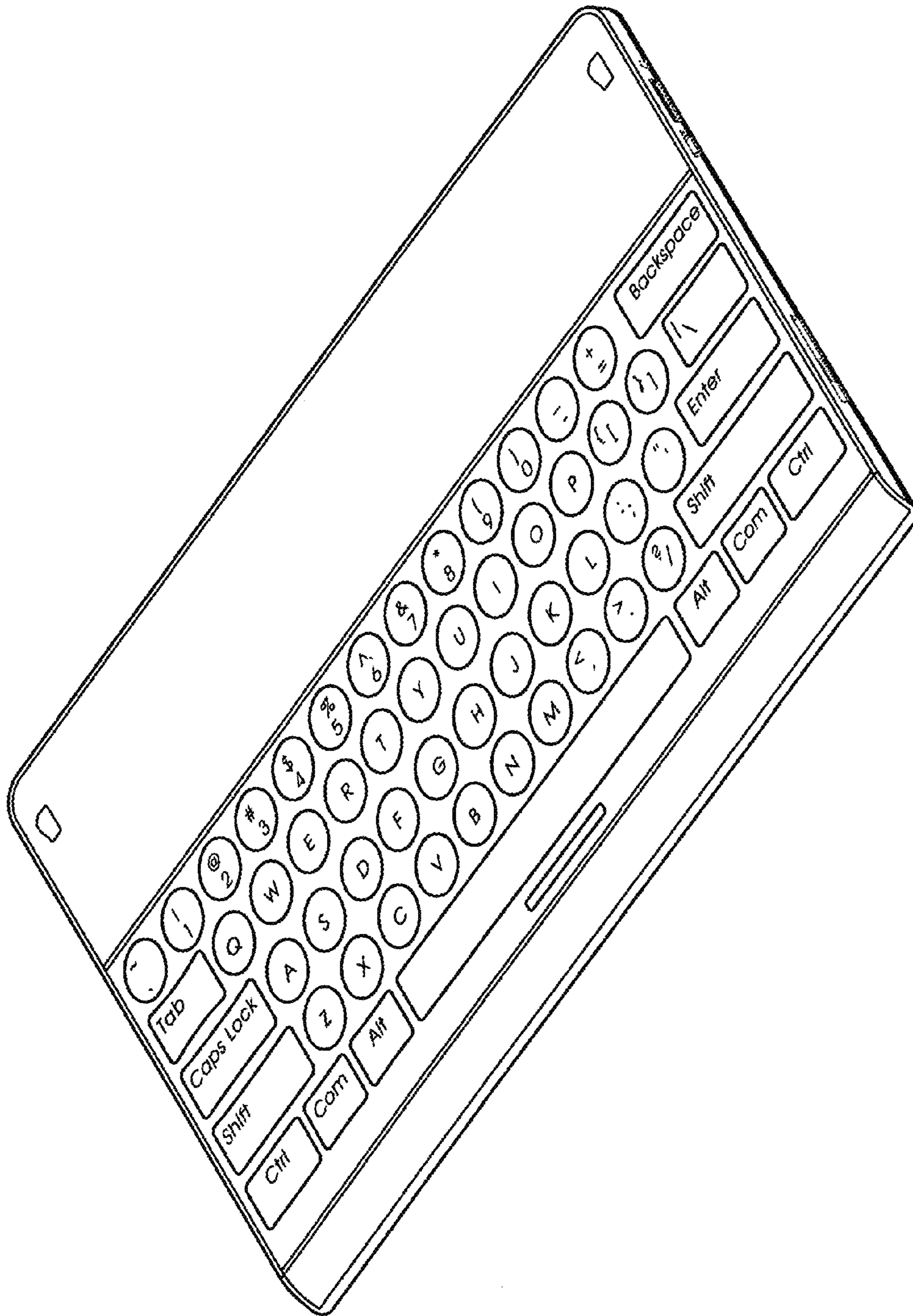


FIG. 1




FIG. 2




FIG. 3




FIG. 4

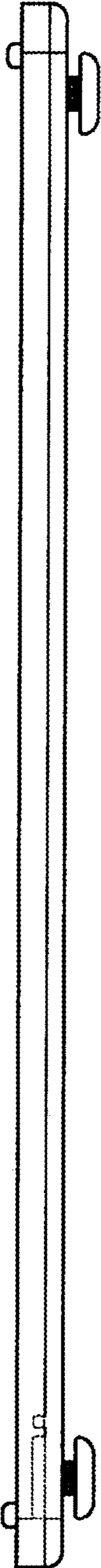


FIG. 5

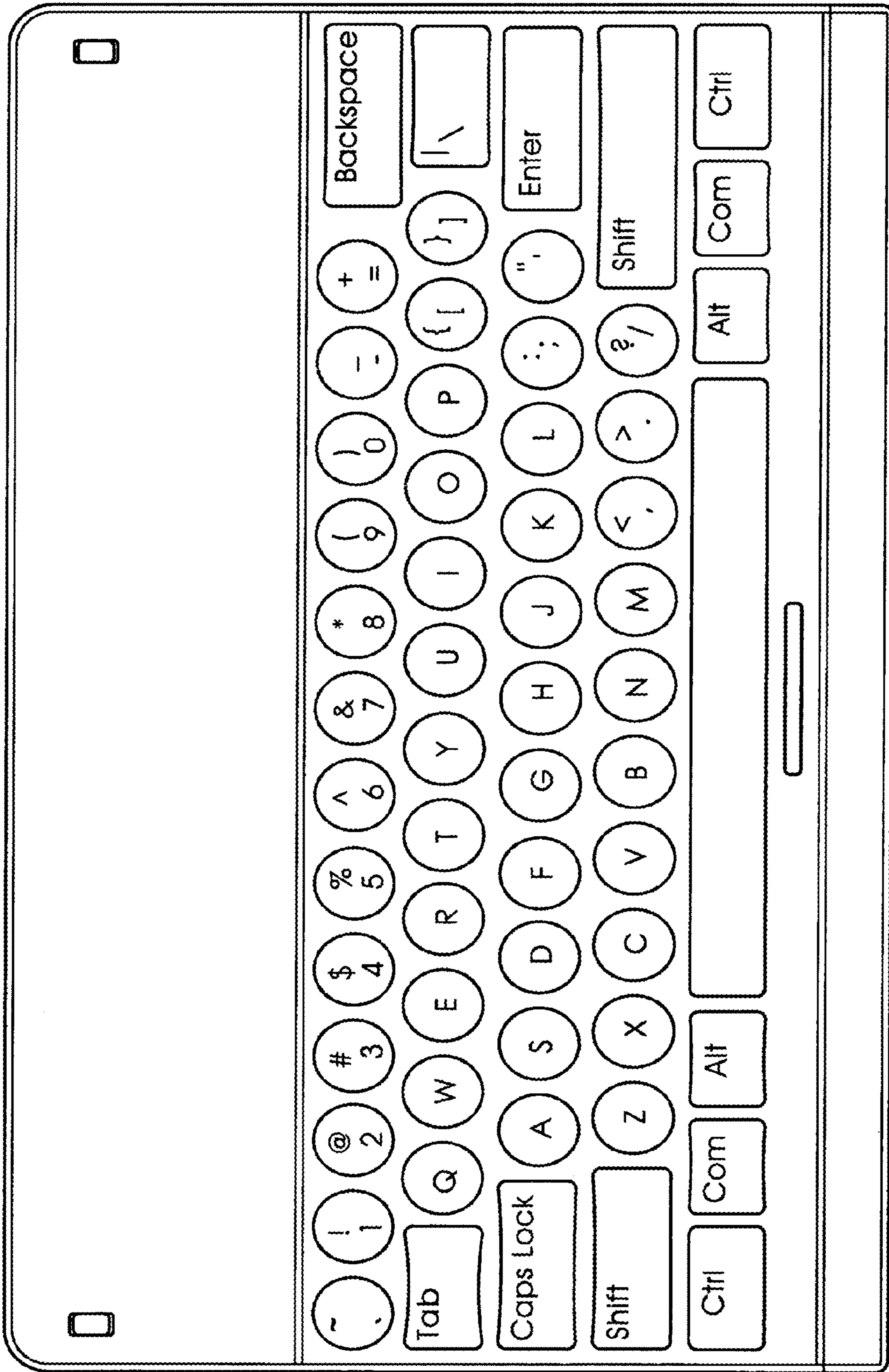


FIG. 6




FIG. 7