



US00D771029S

(12) **United States Design Patent** (10) **Patent No.:** **US D771,029 S**
Stewart (45) **Date of Patent:** **** Nov. 8, 2016**

- (54) **CELL PHONE CASE**
- (71) Applicant: **Brittany L. Stewart**, Nashville, TN (US)
- (72) Inventor: **Brittany L. Stewart**, Nashville, TN (US)
- (73) Assignee: **Griffin Technology, Inc.**, Nashville, TN (US)

D313,118 S *	12/1990	Maddocks	D21/611
D434,261 S *	11/2000	Rosenstadt	D21/611
D442,599 S *	5/2001	Cecilia	D14/403
D520,798 S *	5/2006	Keller	D6/598
D572,478 S *	7/2008	Carlstedt	D3/203.1
D645,107 S *	9/2011	Schauffele	D21/793
D666,213 S *	8/2012	Fahrberger	D14/496
D671,763 S *	12/2012	Woodard	D6/406.3
D677,654 S *	3/2013	Kwag	D14/250
D687,428 S *	8/2013	Kim	D14/253

(Continued)

(**) Term: **14 Years**

OTHER PUBLICATIONS

- (21) Appl. No.: **29/501,133**
- (22) Filed: **Sep. 2, 2014**
- (51) **LOC (10) Cl.** **14-03**
- (52) **U.S. Cl.**
USPC **D14/250**
- (58) **Field of Classification Search**
USPC D14/238.1, 250, 440, 203.3-203.7, 217, D14/240, 248, 251-253, 447, 496, 143, 189, D14/203.2; D3/201, 218, 247, 269, 273, D3/301, 303; D13/103, 107-108, 119
CPC A45C 1/06; A45C 11/00; A45C 13/02; A45C 2011/002; A45F 5/02; A45F 2005/026; A45F 2200/0525; A45F 2200/0516; H04B 1/3888; H04M 1/0283; H04M 1/0202
See application file for complete search history.

Review: Griffin KaZoo for iPhone 5, published October 17, 2012, URL<<http://www.ilounge.com/index.php/reviews/entry/griffinkazooforiphone5>>, retrieved from internet on Jan. 11, 2016.*

Primary Examiner — Carla Jobe Wright
(74) *Attorney, Agent, or Firm* — HornKohl Intellectual Property Law, PLLC; Jason L. HornKohl

(57) **CLAIM**
The ornamental design for a cell phone case, as shown and described.

DESCRIPTION

FIG. 1 is a front isometric view of a cell phone case showing my new design;
FIG. 2 is a top view of the cell phone case;
FIG. 3 is a left side view of the cell phone case;
FIG. 4 is a front view of the cell phone case;
FIG. 5 is a right side view of the cell phone case;
FIG. 6 is a bottom view of the cell phone case; and,
FIG. 7 is a back view of the cell phone case.
The broken lines in the drawings depict portions of the cell phone case that form no part of the claimed design. The broken lines and unshaded surfaces bounded by broken lines form no part of the claimed design.

(56) **References Cited**
U.S. PATENT DOCUMENTS

D65,195 S *	7/1924	Jones	D21/611
1,759,974 A *	5/1930	Campbell	A45C 11/00
				150/100
D226,612 S *	4/1973	Robinson	379/451
D277,588 S *	2/1985	Paczko	D21/406
D282,743 S *	2/1986	Huang	D14/143
D289,820 S *	5/1987	Paik	D2/719
D302,692 S *	8/1989	Gobindram	379/434

1 Claim, 3 Drawing Sheets






FIG. 1

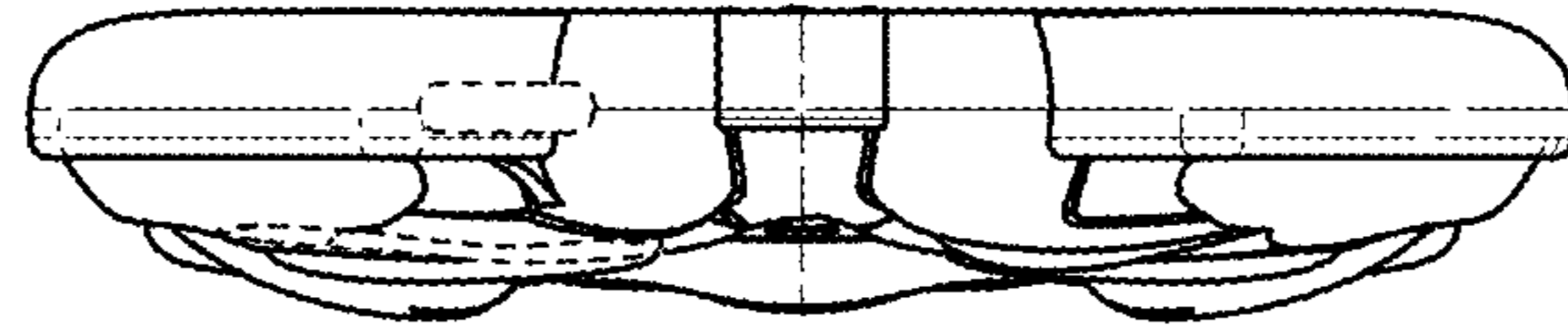


FIG. 2

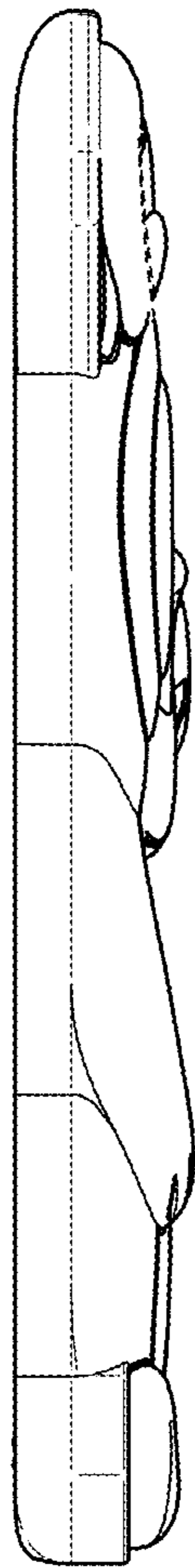


FIG. 3




FIG. 4

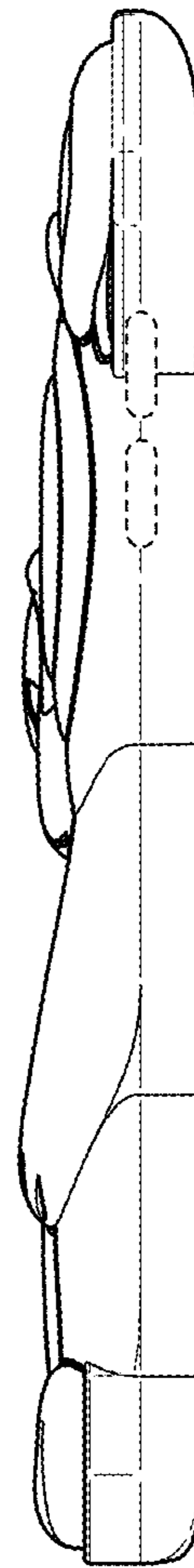


FIG. 5

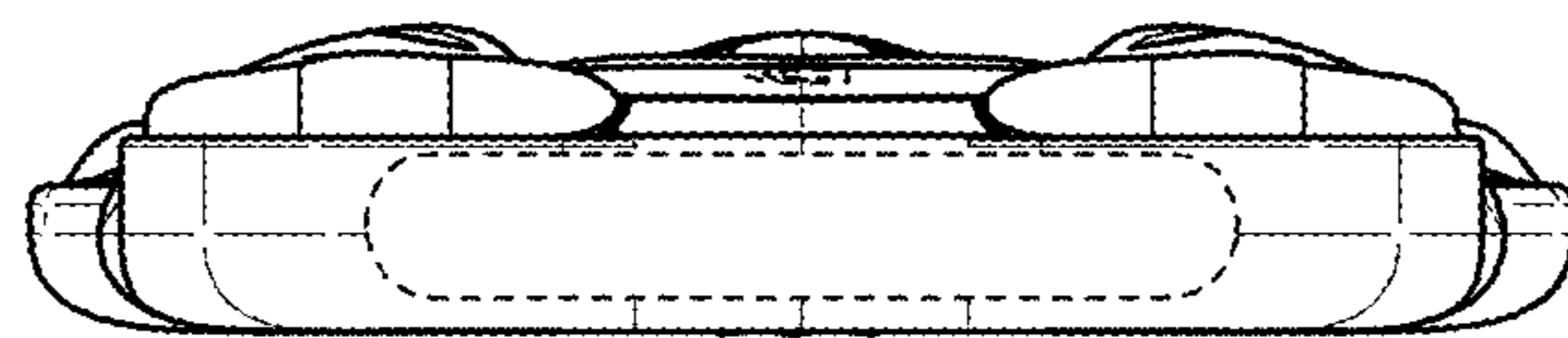


FIG. 6

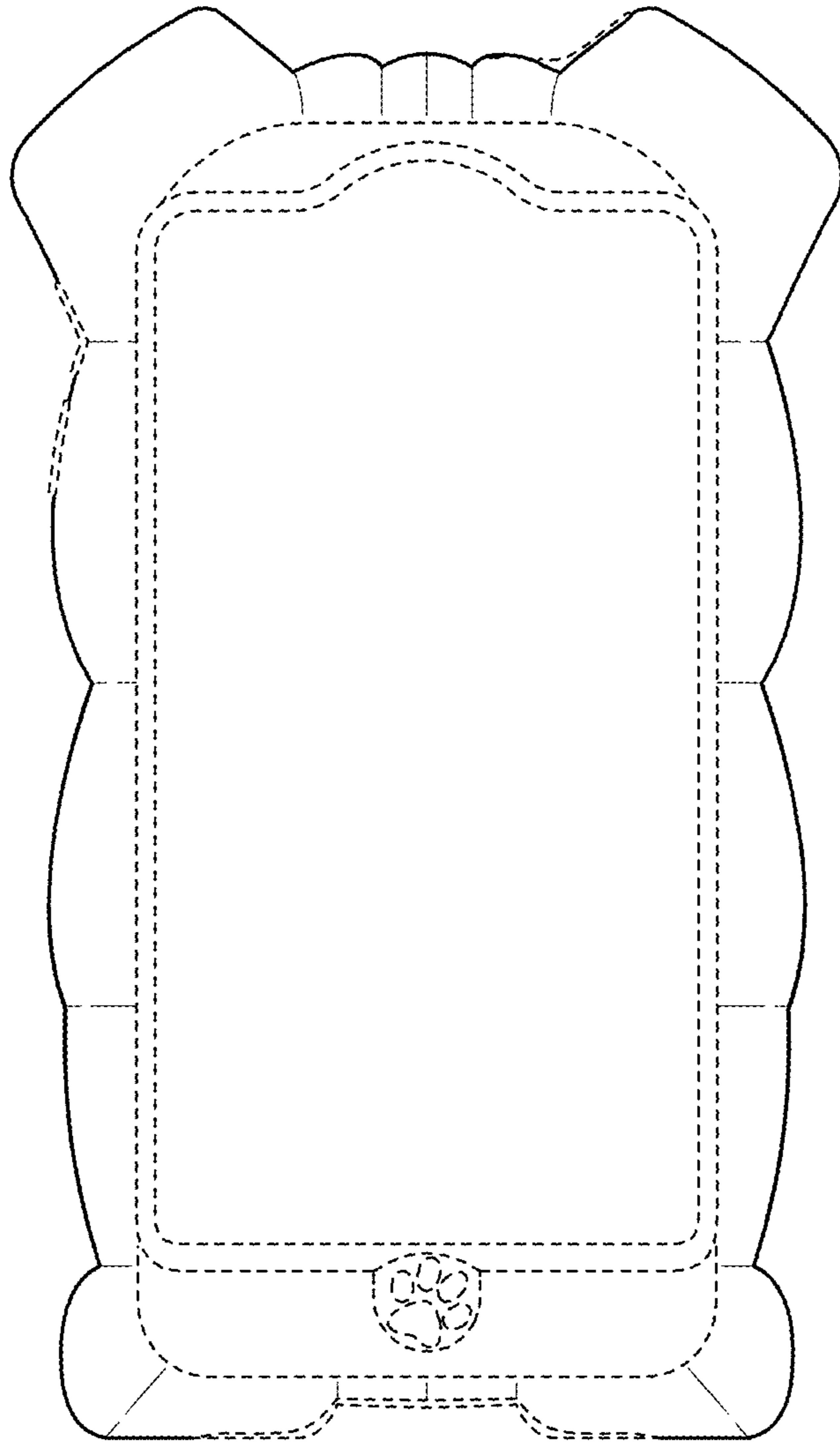


FIG. 7