

US00D771007S

(12) **United States Design Patent**
Takahata

(10) **Patent No.:** **US D771,007 S**

(45) **Date of Patent:** **** Nov. 8, 2016**

(54) **INTERPHONE MASTER UNIT**

(71) Applicant: **AIPHONE CO., LTD.**, Nagoya (JP)

(72) Inventor: **Kotaro Takahata**, Nagoya (JP)

(73) Assignee: **AIPHONE CO., LTD.**, Nagoya (JP)

(**) Term: **15 Years**

(21) Appl. No.: **29/549,278**

(22) Filed: **Dec. 21, 2015**

(30) **Foreign Application Priority Data**

Jun. 29, 2015 (JP) 2015-014349

(51) **LOC (10) Cl.** **14-03**

(52) **U.S. Cl.**
USPC **D14/159**

(58) **Field of Classification Search**

USPC D14/315-327, 384, 432, 439-446, 341,
D14/345, 353-355, 125, 130, 132, 138,
D14/159; D16/202, 208; D9/424-432;
D6/491; D8/403; 235/145 A, 145 R;
341/22, 23; 349/12; 361/680-686;
D20/10, 41, 43

CPC G08B 13/1672; G08B 13/19645;
G08B 25/006; H04M 11/04

See application file for complete search history.

(56) **References Cited**

U.S. PATENT DOCUMENTS

D514,558 S * 2/2006 Nagel D14/341
D571,235 S * 6/2008 Stevens D10/65

D582,802 S * 12/2008 Branson D10/50
D592,083 S * 5/2009 Stevens D10/65
D611,364 S * 3/2010 Lenz D10/65
D630,169 S * 1/2011 Nakai D13/168
D639,266 S * 6/2011 DeLorenzo D14/130
D640,150 S * 6/2011 Hansen D10/65
D646,258 S * 10/2011 Van Der Flier D14/130
D648,233 S * 11/2011 Lenz D10/65
D694,195 S * 11/2013 Gammon D13/162
D695,735 S * 12/2013 Kitchen D14/341
D705,093 S * 5/2014 Edgar D10/50
D729,760 S * 5/2015 Takahata D14/159
D761,752 S * 7/2016 Takahata D14/159

* cited by examiner

Primary Examiner — Austin Murphy

(74) *Attorney, Agent, or Firm* — Burr & Brown, PLLC

(57) **CLAIM**

The ornamental design for an interphone master unit, as shown and described.

DESCRIPTION

FIG. 1 is front view of an interphone master unit illustrating my new design;

FIG. 2 is a rear view thereof;

FIG. 3 is a left side view thereof;

FIG. 4 is a right side view thereof;

FIG. 5 is a top plan view thereof;

FIG. 6 is a bottom plan view thereof; and,

FIG. 7 is a front perspective view thereof.

The broken lines shown in the drawings represent portions of the interphone master unit that form no part of the claimed design.

1 Claim, 7 Drawing Sheets

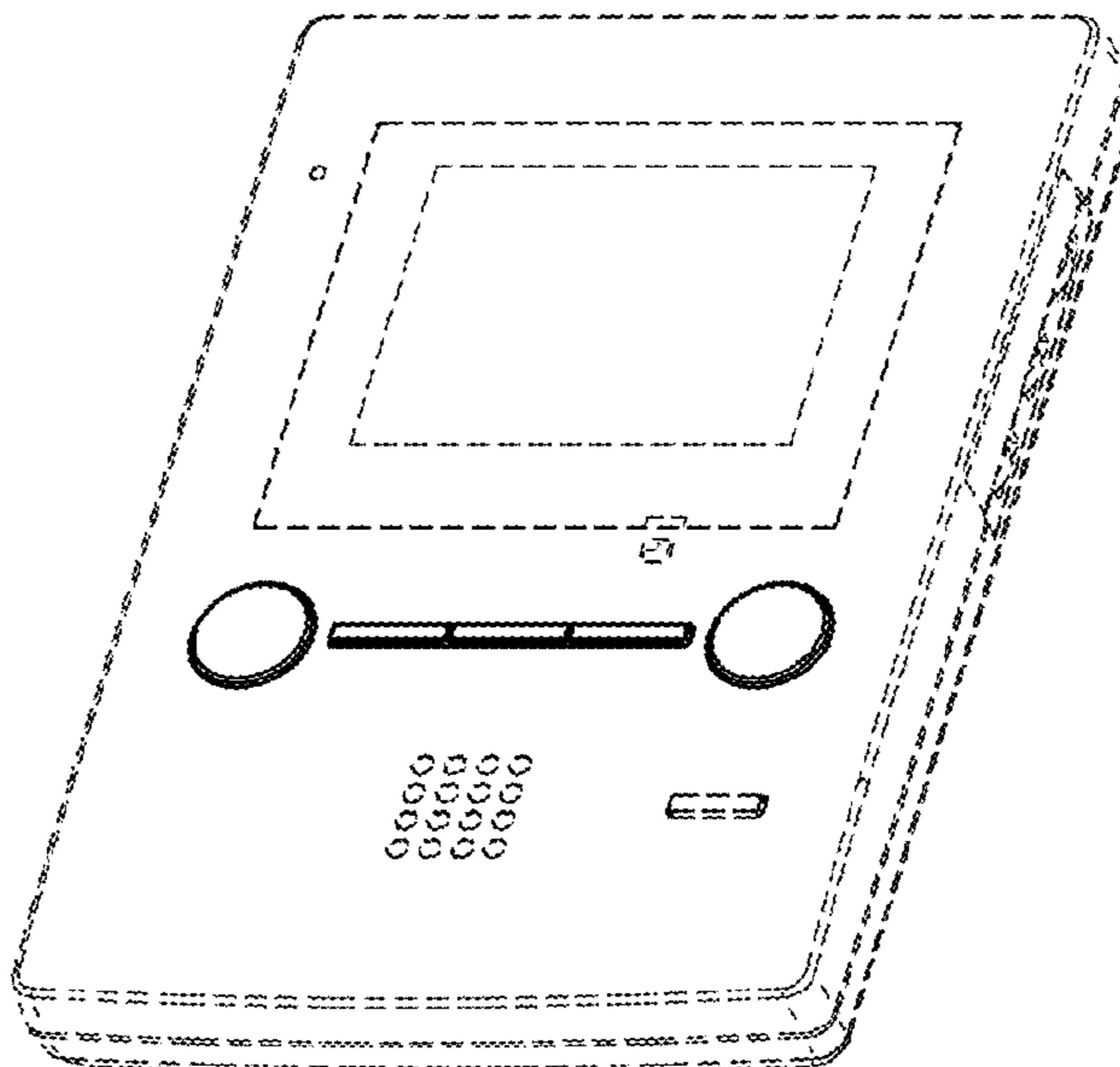



Fig.1

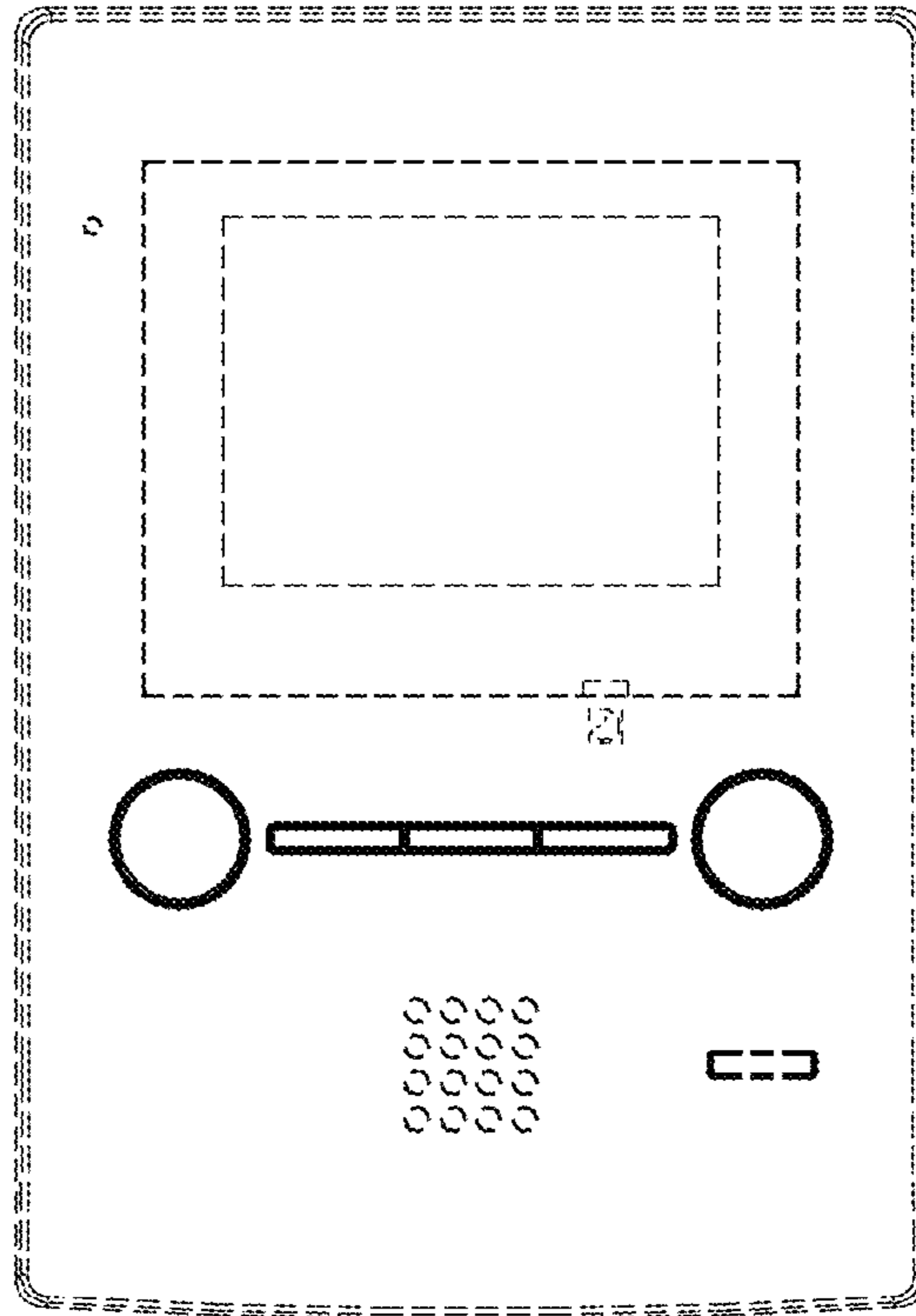


Fig.2




Fig.3




Fig.4




Fig.5




Fig.6




Fig.7

