



US00D771006S

(12) **United States Design Patent**
Tani et al.

(10) **Patent No.:** **US D771,006 S**
(45) **Date of Patent:** **** Nov. 8, 2016**

(54) **TELEPHONE BASE UNIT**
(71) Applicant: **Panasonic Intellectual Property Management Co., Ltd., Osaka (JP)**
(72) Inventors: **Atsushi Tani, Osaka (JP); Takehito Katori, Kyoto (JP)**
(73) Assignee: **Panasonic Intellectual Property Management Co., Ltd., Osaka (JP)**

D460,954 S * 7/2002 Shen D14/151
D463,390 S * 9/2002 Shen D14/151
D470,830 S * 2/2003 Weidinger D14/151
D476,969 S * 7/2003 Weidinger D14/151
D536,328 S * 2/2007 Chou D14/151
D552,071 S * 10/2007 Park D14/151
D558,181 S * 12/2007 Takada D14/142
D558,730 S * 1/2008 Nakashima D14/151

(Continued)

(**) Term: **15 Years**
(21) Appl. No.: **29/535,369**
(22) Filed: **Aug. 5, 2015**

(30) **Foreign Application Priority Data**

Feb. 25, 2015 (EM) 002640367-0001

(51) **LOC (10) Cl.** **14-03**
(52) **U.S. Cl.**
USPC **D14/151; D14/257; D14/140.9**

(58) **Field of Classification Search**
USPC D14/140, 140.1, 140.7, 140.8, 141.2, D14/142, 147, 148, 149, 151, 150, 158, 159, D14/188, 217, 240, 243, 247, 248, 251, 299, D14/329; D21/517; D18/1, 7; D10/104.1; 455/557, 575, 575.1, 575.2, 575.3, 455/575.4, 74.1; 710/303; 379/88.17, 379/90.01, 93.17, 387.01, 388.02, 379/419-420.04, 420.02, 428.01-428.04, 379/434-436, 440, 446-447, 454-455, 379/93.23
CPC H04M 1/00; H04M 1/003; H04M 1/02; H04M 1/03; H04M 1/04; H04M 1/0202; H04M 1/0297; H04M 1/20; H04M 1/21; H04M 1/22; H04M 1/23; H04M 1/233; H04M 1/236

See application file for complete search history.

(56) **References Cited**

U.S. PATENT DOCUMENTS

D345,558 S * 3/1994 Hillenmayer D14/151
D428,000 S * 7/2000 Takayama D14/140.9

OTHER PUBLICATIONS

Telephones_fd59a0ee-88d9-4299-be01-dd511b1b24e1-220607(Design -© Questel). orbit.com [online PDF] 23 pages. Print Dates range from Dec. 8, 2014 to Nov. 11, 2015 [retrieved on Aug. 26, 2016] <https://sobjprd.questel.fr/export/QPTUJ214/pdf2/fd59a0ee-88d9-4299-be01-dd511b1b24e1-220607.pdf>.*

Primary Examiner — Susan Bennett Hattan
Assistant Examiner — Marie Fast Horse
(74) *Attorney, Agent, or Firm* — Panasonic IP Management; Kerry S. Culpepper

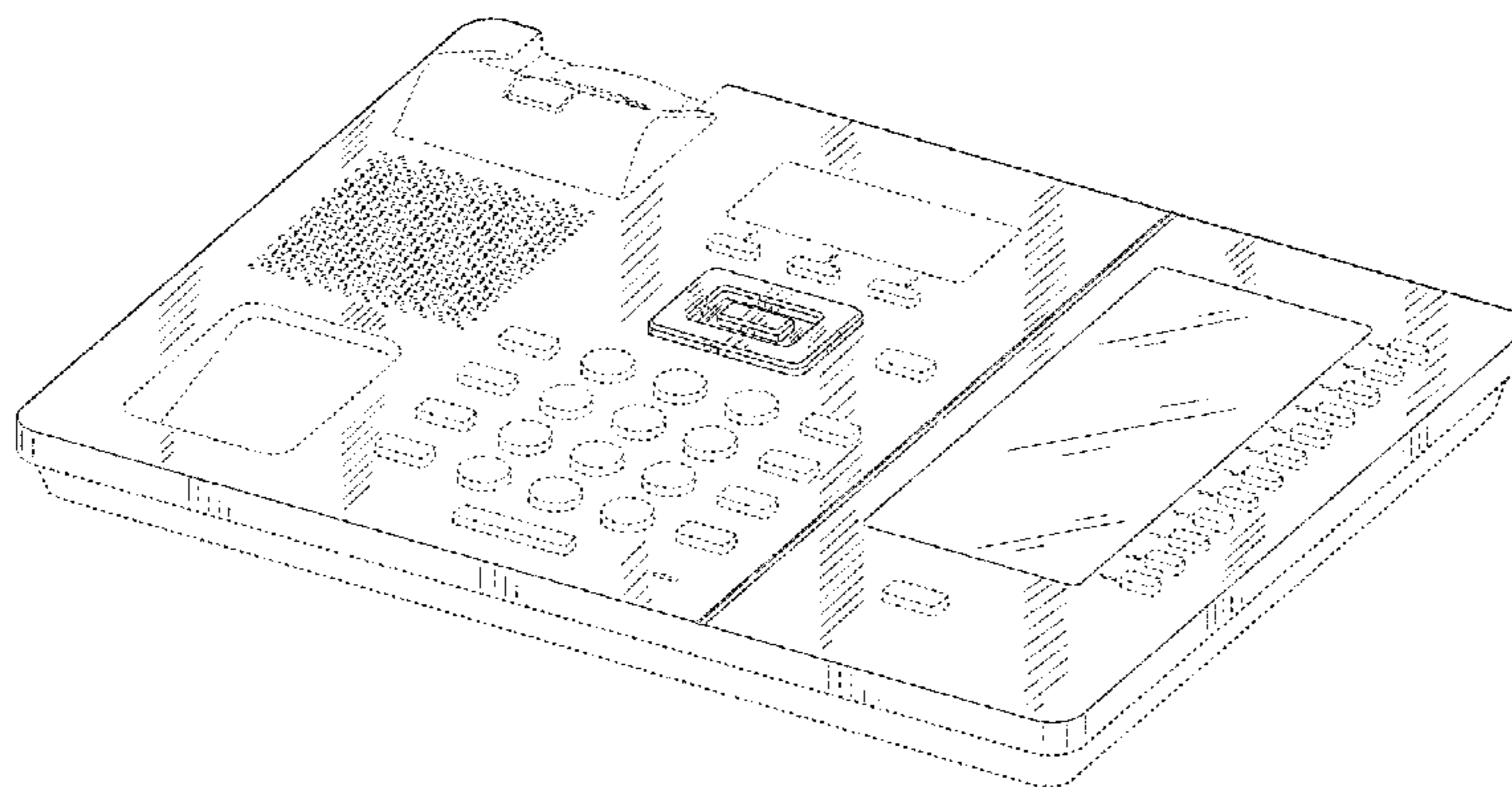
(57) **CLAIM**

We claim the ornamental design for a telephone base unit, as shown and described.

DESCRIPTION

FIG. 1 is a front perspective view of a telephone base unit of the present invention;
FIG. 2 is a front view thereof;
FIG. 3 is a rear view thereof;
FIG. 4 is a top view thereof;
FIG. 5 is a bottom view thereof;
FIG. 6 is a left side view thereof; and,
FIG. 7 is a right side view thereof.
The broken lines immediately adjacent to the shaded surfaces define the bounds of the claim which extent to the boundaries but does not include the boundaries; the remaining broken lines depict portions of the telephone base unit that form no part of the claim; all broken lines form no part of the claim.

1 Claim, 7 Drawing Sheets



US D771,006 S

Page 2

(56)

References Cited

U.S. PATENT DOCUMENTS

D575,262 S 8/2008 Brown et al.
D575,263 S 8/2008 Brown et al.
D576,146 S * 9/2008 Brown D14/151
D576,998 S * 9/2008 Furuno D14/151
D582,886 S * 12/2008 Woo D14/151
D609,212 S * 2/2010 Turnbull D14/151

D657,772 S * 4/2012 Shadovitz D14/150
D717,762 S 11/2014 Jeon et al.
D739,373 S * 9/2015 Hillenmayer D14/144
D750,591 S * 3/2016 Katori D14/149
D750,607 S * 3/2016 Katori D14/149
2005/0069126 A1 * 3/2005 Xue H04M 1/12
379/454
2009/0283655 A1 * 11/2009 Fukuda F16M 11/10
248/454

* cited by examiner

FIG. 1

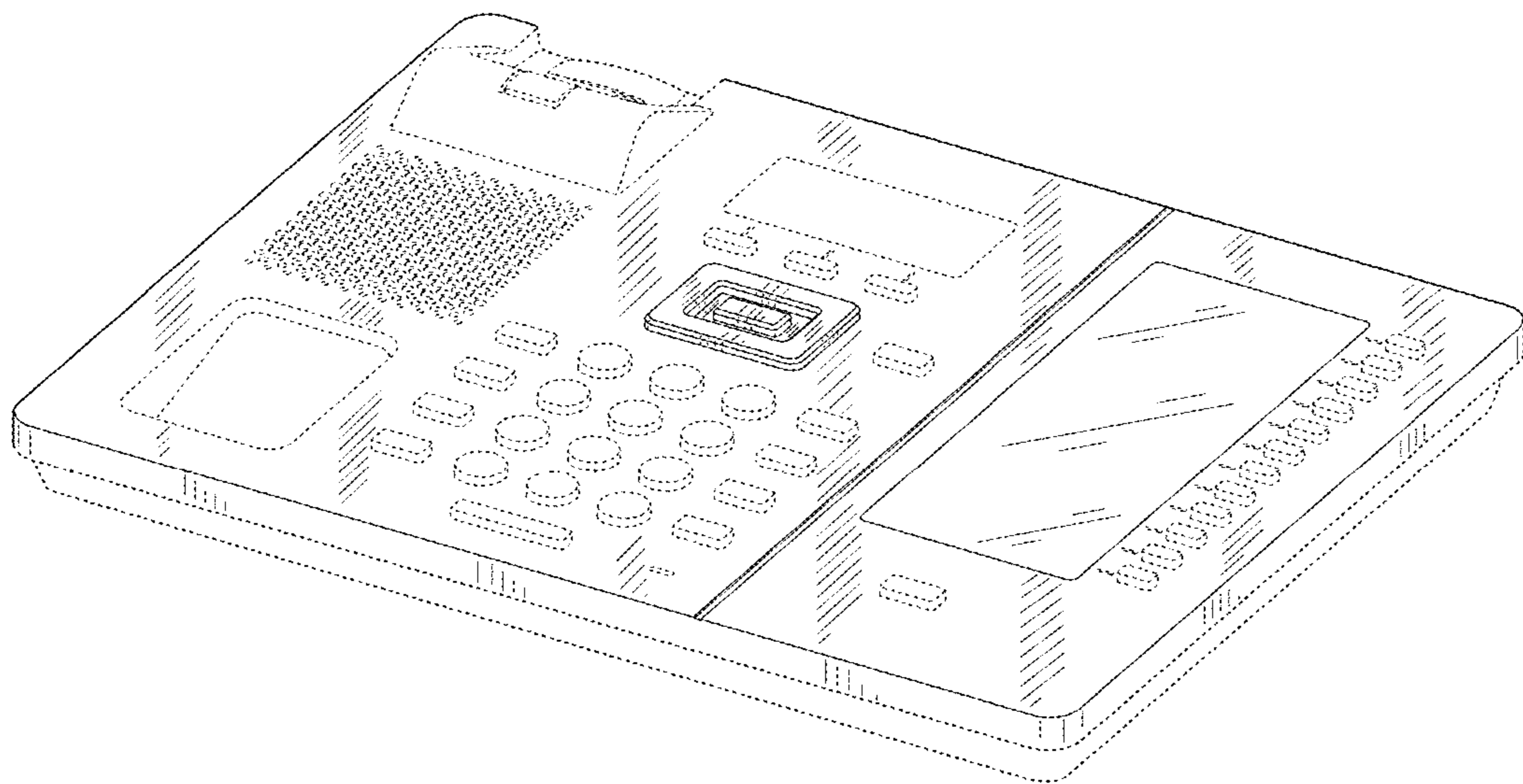


FIG. 2

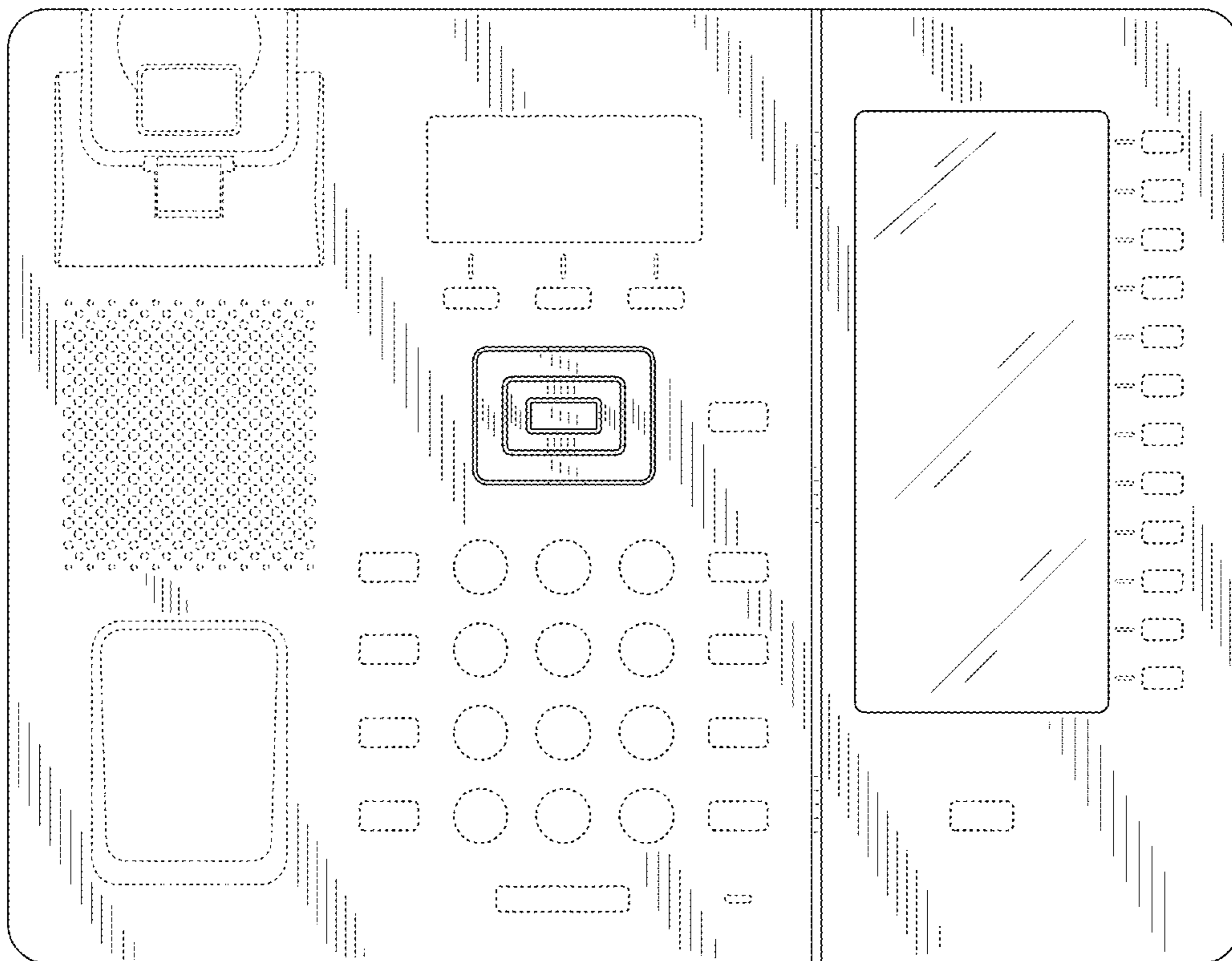


FIG. 3

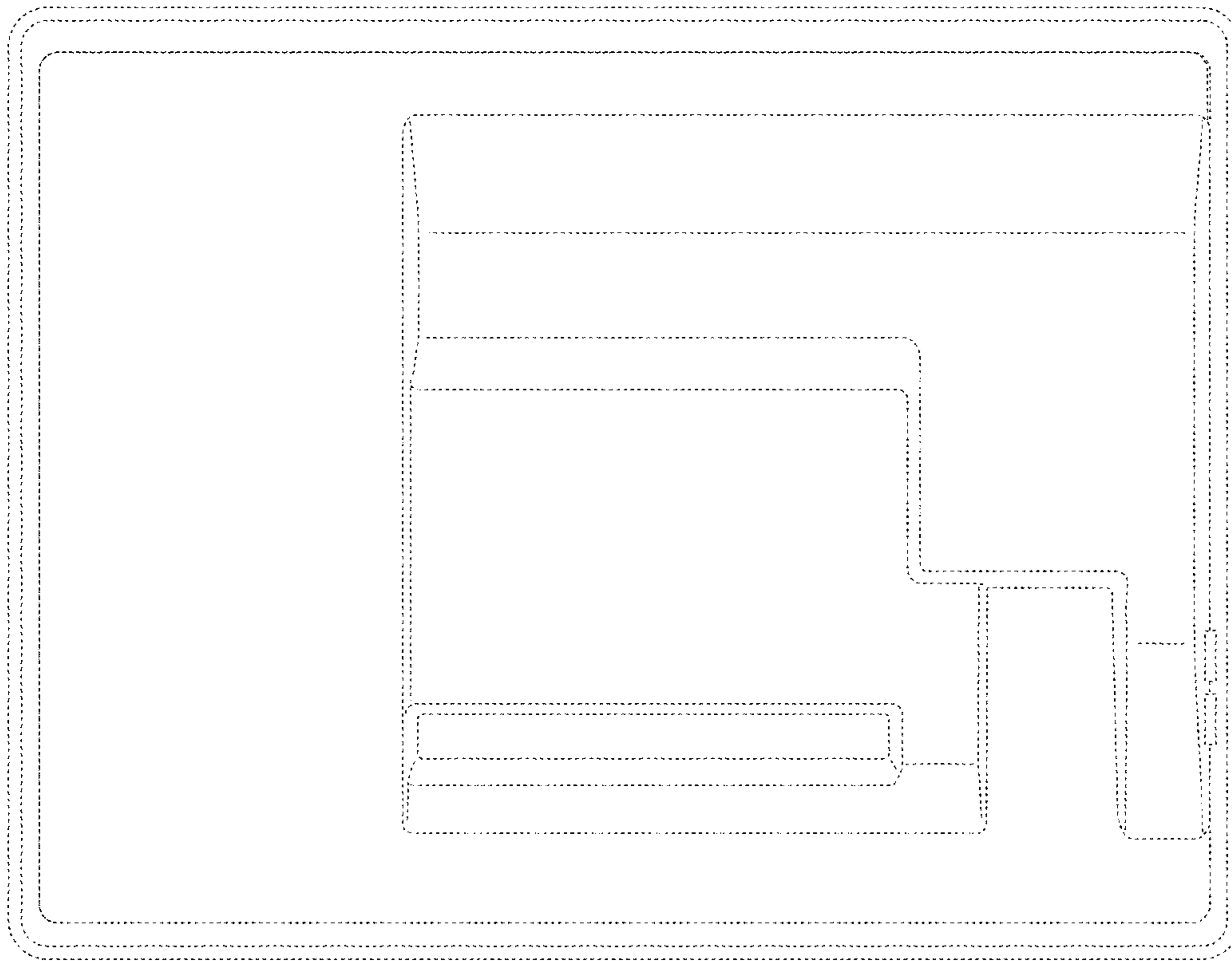


FIG. 4




FIG. 5

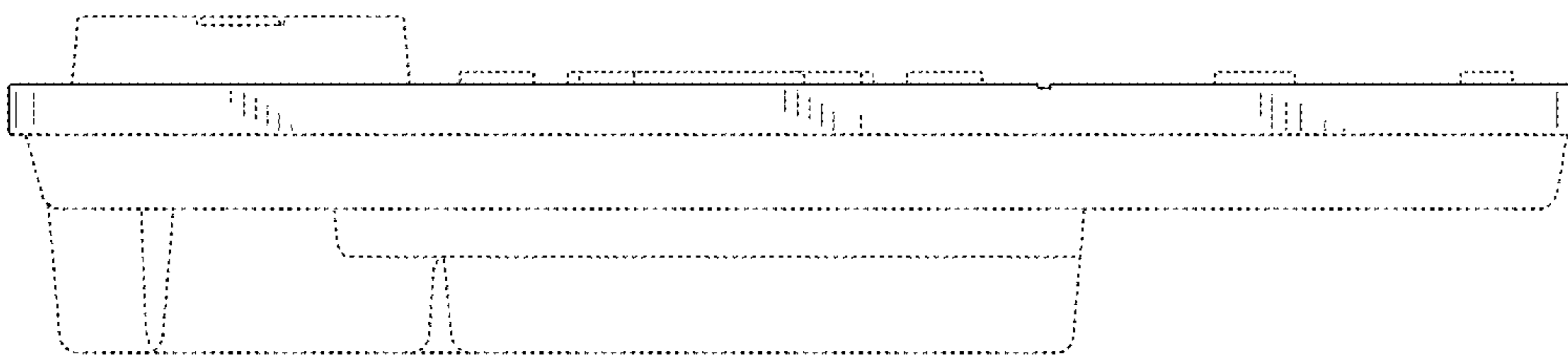


FIG. 6

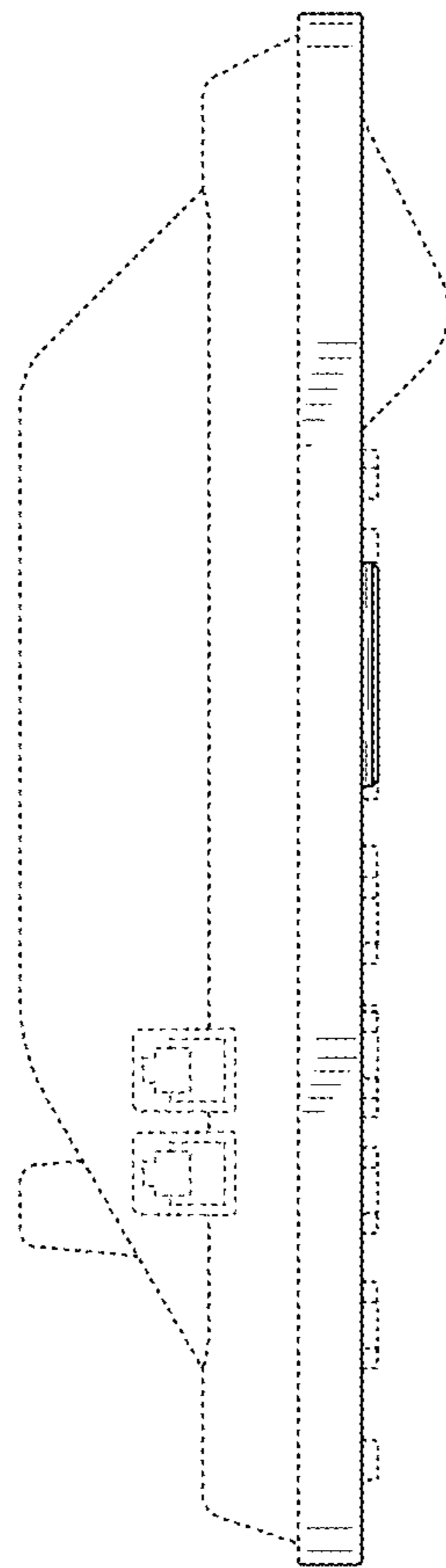


FIG. 7

