



US00D770998S

(12) **United States Design Patent** (10) **Patent No.:** **US D770,998 S**  
**Kwak et al.** (45) **Date of Patent:** **\*\* Nov. 8, 2016**

(54) **ELECTRONIC DEVICE**  
(71) Applicant: **Samsung Electronics Co., Ltd.**,  
Suwon-si (KR)  
(72) Inventors: **Ji-Yeon Kwak**, Seoul (KR); **Kio Lee**,  
Seoul (KR); **Hyun-Jin Kim**, Seoul  
(KR)

D558,763 S \* 1/2008 Morganstern ..... D14/480.7  
D558,834 S \* 1/2008 Au Yeung ..... D14/496  
D565,599 S \* 4/2008 Jang ..... D14/496  
D582,409 S \* 12/2008 Maiers ..... D14/356  
D583,813 S \* 12/2008 Maiers ..... D14/356  
D642,165 S \* 7/2011 Kyriakides ..... D14/240  
D644,989 S \* 9/2011 Guccione ..... D13/108  
D647,920 S \* 11/2011 Luo ..... D14/203.3

(Continued)

(73) Assignee: **SAMSUNG ELECTRONICS CO., LTD.** (KR)

**FOREIGN PATENT DOCUMENTS**

(\*\*) Term: **14 Years**

GB 4012701 \* 10/2009  
IN 21347-0001 \* 2/2007

(21) Appl. No.: **29/487,383**

**OTHER PUBLICATIONS**

(22) Filed: **Apr. 8, 2014**

GSMRENA Samsung C3330 Champ 2 Pictures, Announced Oct. 4, 2011 [ Site Visited Jul. 5, 2016 ][http://www.gsmarena.com/samsung\\_c3330\\_champ\\_2-pictures-4217.php](http://www.gsmarena.com/samsung_c3330_champ_2-pictures-4217.php).\*

(30) **Foreign Application Priority Data**

(Continued)

Oct. 10, 2013 (KR) ..... 30-2013-0051311

(51) **LOC (10) Cl.** ..... **14-01**

(52) **U.S. Cl.**  
USPC ..... **D14/138 G**; D14/138 C; D14/138 R;  
D14/138

*Primary Examiner* — John Windmuller

*Assistant Examiner* — Luqman McNeil

(74) *Attorney, Agent, or Firm* — Cantor Colburn LLP

(58) **Field of Classification Search**  
USPC ..... D14/138 G, 203.3, 365, 357, 496, 240,  
D14/341, 447, 243; D10/75, 104.1, 106.1;  
D6/703.1; D13/108; 379/433.11;  
439/136; 29/592.1; 361/749  
CPC . H01R 13/665; G06F 1/1624; G06F 1/1626;  
H04M 1/0262; G05B 11/01  
See application file for complete search history.

(57) **CLAIM**

We claim, the ornamental design for an electronic device, as shown and described.

**DESCRIPTION**

(56) **References Cited**

**U.S. PATENT DOCUMENTS**

D380,199 S \* 6/1997 Beruscha ..... D10/75  
D382,735 S \* 8/1997 Zapf ..... D6/703.1  
6,563,927 B2 \* 5/2003 Mote ..... H04M 1/0262  
379/433.11  
D514,590 S \* 2/2006 Naruki ..... D14/203.3  
D541,272 S \* 4/2007 Wang ..... D14/356  
D556,199 S \* 11/2007 Song ..... D14/357

FIG. 1 is a perspective view of an electronic device, showing our new design;

FIG. 2 is a front elevation view thereof;

FIG. 3 is a rear elevation view thereof;

FIG. 4 is a side elevation view thereof;

FIG. 5 is another side elevation view thereof;

FIG. 6 is a top plan view thereof; and,

FIG. 7 is a bottom plan view thereof.

The broken lines illustrating portions of the electronic device are for environmental purposes only and form no part of the claimed design.

**1 Claim, 5 Drawing Sheets**

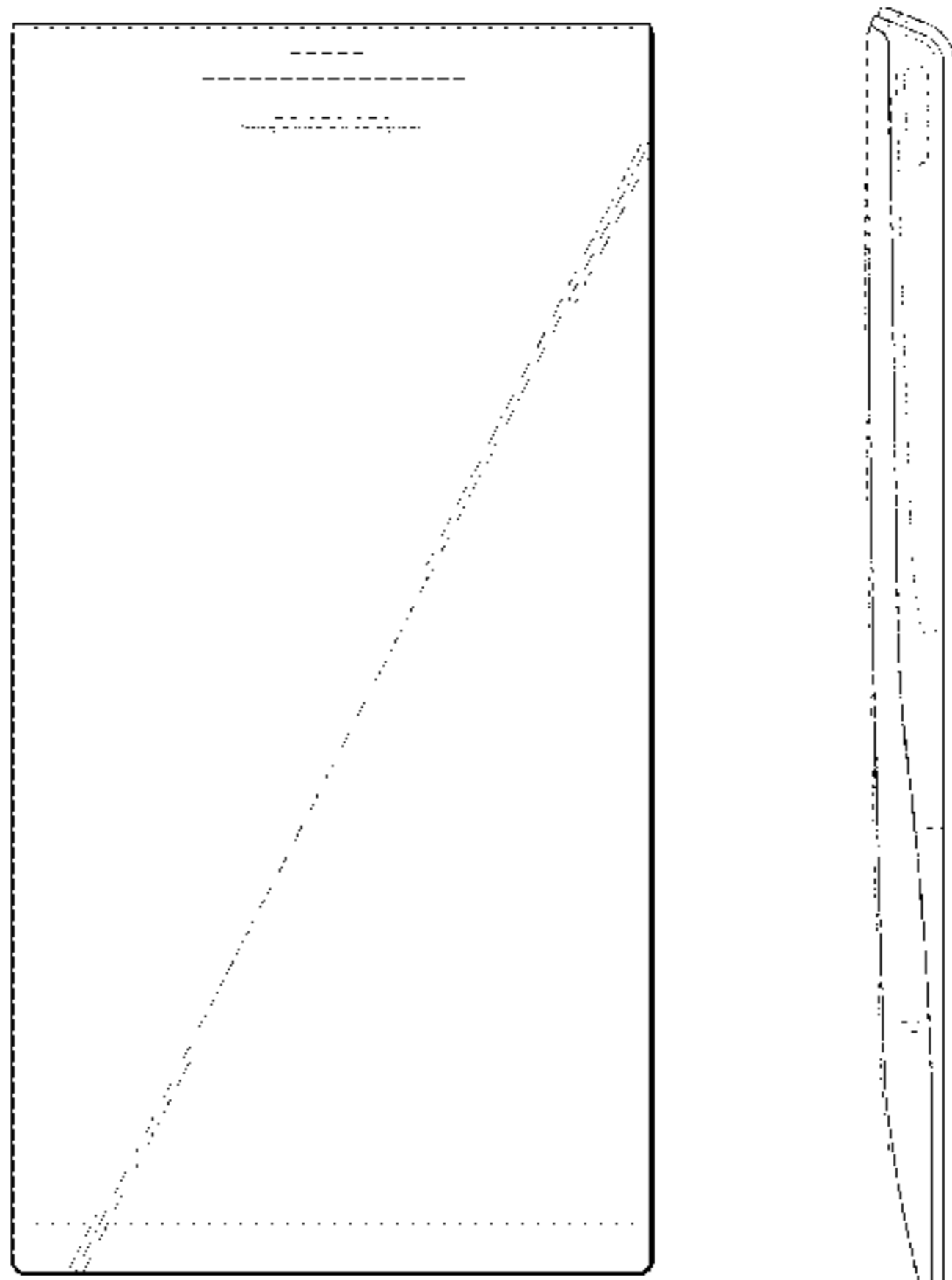




FIG. 1

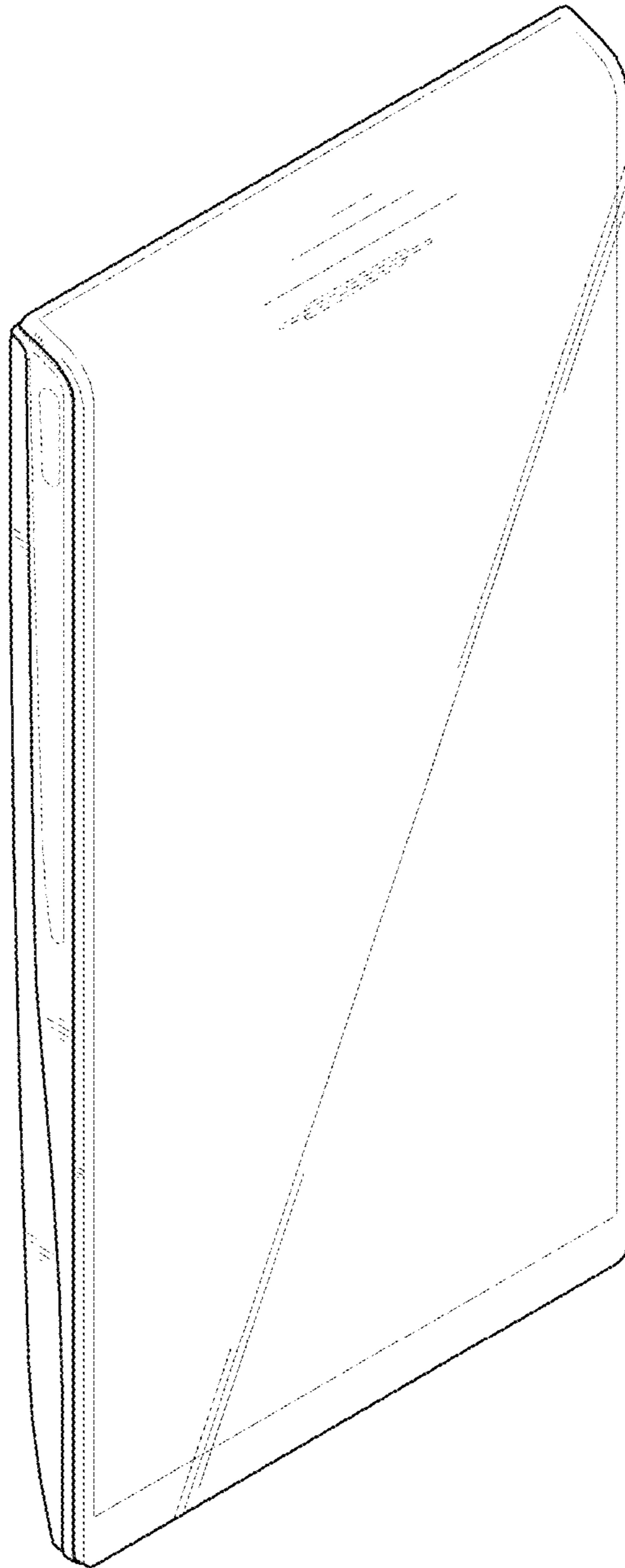


FIG. 2




FIG. 3




FIG. 4

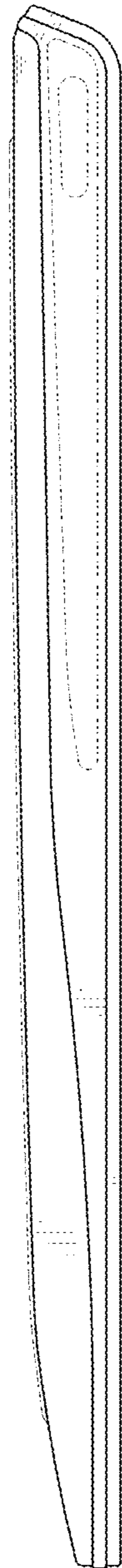


FIG. 5




FIG. 6




FIG. 7

