



US00D770968S

(12) **United States Design Patent** (10) **Patent No.:** **US D770,968 S**
Willis (45) **Date of Patent:** **** Nov. 8, 2016**

(54) **CENTER CONSOLE** 6,616,206 B2 * 9/2003 Luginbill B60N 2/4646
 224/539
 (71) Applicant: **Jaguar Land Rover Limited**, Whitley, D522,957 S * 6/2006 Miyashita D12/415
 Coventry (GB) D568,232 S * 5/2008 Motozaki D12/421
 7,980,409 B2 * 7/2011 Vasko B60R 7/04
 220/326
 (72) Inventor: **Edmund Willis**, Coventry (GB) D724,521 S * 3/2015 Ashley D12/419
 D725,583 S * 3/2015 Seki D12/419
 (73) Assignee: **Jaguar Land Rover Limited**, Whitley, 9,199,579 B2 * 12/2015 Gillis B60R 7/04
 Coventry (GB)

* cited by examiner

(**) Term: **15 Years**

Primary Examiner — Katrina A Betton

(21) Appl. No.: **29/538,155**

(74) *Attorney, Agent, or Firm* — Wood Herron & Evans LLP

(22) Filed: **Sep. 1, 2015**

(30) **Foreign Application Priority Data**

Mar. 16, 2015 (EM) 002656462

(51) **LOC (10) Cl.** **12-16**

(52) **U.S. Cl.**
USPC **D12/415**

(58) **Field of Classification Search**
USPC D12/415-426.1
CPC B64D 11/06; F16M 11/12; F16M 11/10
See application file for complete search history.

(56) **References Cited**

U.S. PATENT DOCUMENTS

D359,266 S * 6/1995 Karp D12/419
D448,720 S * 10/2001 Nash D12/192


(57) **CLAIM**

The ornamental design for a center console, as shown and described.

DESCRIPTION

FIG. 1 is a left front perspective view of a center console of a vehicle according to the present invention.
 FIG. 2 is a top view thereof.
 FIG. 3 is a right side view thereof.
 FIG. 4 is a left side view thereof.
 FIG. 5 is a front top perspective view thereof.
 FIG. 6 is a rear right perspective view thereof; and,
 FIG. 7 is a rear view thereof.

1 Claim, 6 Drawing Sheets






FIG. 1




FIG. 2



FIG. 3



FIG. 4




FIG. 5




FIG. 6



FIG. 7