



US00D770967S

(12) **United States Design Patent**
Rahelic

(10) **Patent No.:** **US D770,967 S**

(45) **Date of Patent:** **** Nov. 8, 2016**

- (54) **VEHICLE CARRYING STRAP**
- (71) Applicant: **Bruke LLC**, Louisville, CO (US)
- (72) Inventor: **Tina Miscioscia Rahelic**, Louisville, CO (US)
- (73) Assignee: **BRUKE LLC**, Louisville, CO (US)
- (**) Term: **14 Years**
- (21) Appl. No.: **29/516,688**
- (22) Filed: **Feb. 5, 2015**
- (51) **LOC (10) Cl.** **12-16**
- (52) **U.S. Cl.**
USPC **D12/407**
- (58) **Field of Classification Search**
USPC D12/407, 114, 115, 400, 402, 406, 416,
D12/408; D3/318, 327, 328
CPC B60R 9/00; B60R 9/10
See application file for complete search history.

- 5,655,696 A * 8/1997 Simonett B62J 7/04
224/452
- 7,137,640 B1 * 11/2006 Rice B62J 27/00
180/219
- D570,603 S * 6/2008 Wu D3/327
- 7,644,945 B1 * 1/2010 Kourkoumelis B62H 1/12
280/288.4
- D733,977 S * 7/2015 Lang D29/120.1
- 2003/0136807 A1 * 7/2003 Falzone B65G 7/12
224/259

* cited by examiner

Primary Examiner — George D Kirschbaum

Assistant Examiner — Clese Moore, Jr.

(74) *Attorney, Agent, or Firm* — ARC IP Law, PC;
Joseph J. Mayo

(57) **CLAIM**

The ornamental design for a vehicle carrying strap, as shown and described.

DESCRIPTION

FIG. 1 is a perspective view of a vehicle carrying strap.
FIG. 2 is a front view of the vehicle carrying strap.
FIG. 3 is a rear view of the vehicle carrying strap.
FIG. 4 is a top view of the vehicle carrying strap.
FIG. 5 is a bottom view of the vehicle carrying strap; and,
FIG. 6 is a left side view of the vehicle carrying strap, of which the right side view is a mirror image.


The broken lines shown in FIGS. 1-6 illustrate environment that forms no part of the claimed design.

1 Claim, 6 Drawing Sheets

(56) **References Cited**

U.S. PATENT DOCUMENTS

- 4,202,561 A * 5/1980 Yonkers B62K 15/008
280/278
- 4,981,306 A * 1/1991 Young B62J 1/28
280/290
- 5,603,591 A * 2/1997 McLellan B60P 7/0823
224/318






FIG. 1

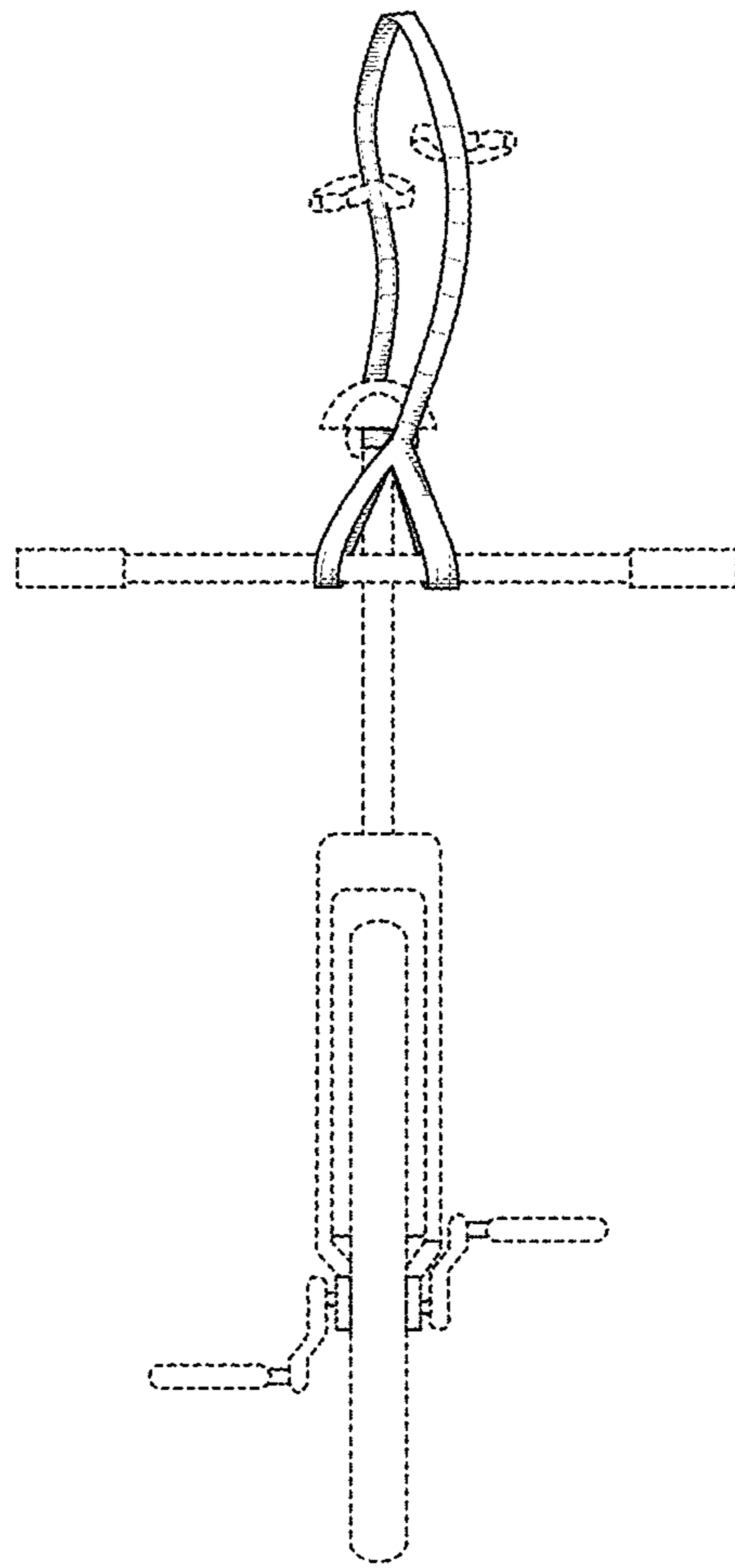


FIG. 2

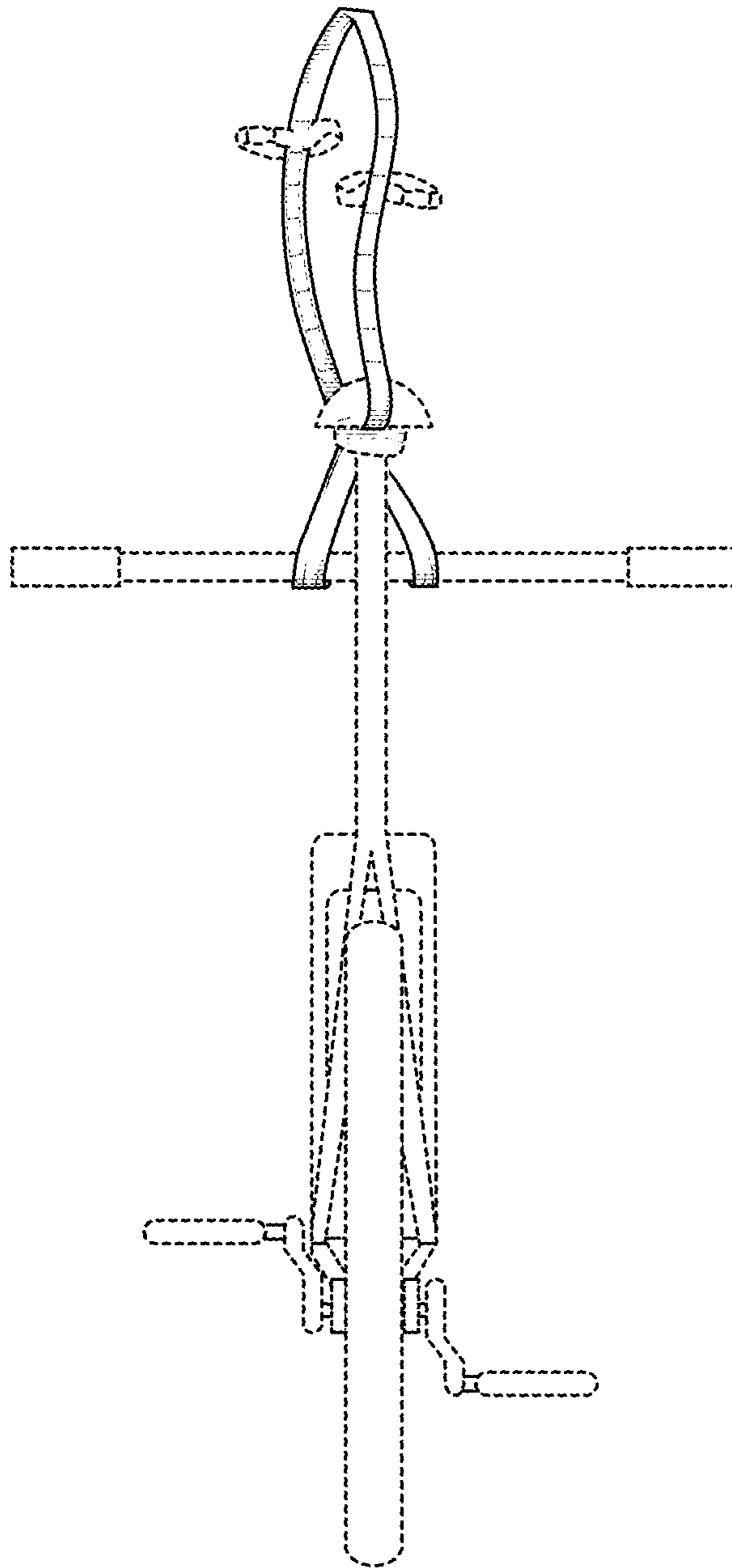


FIG. 3

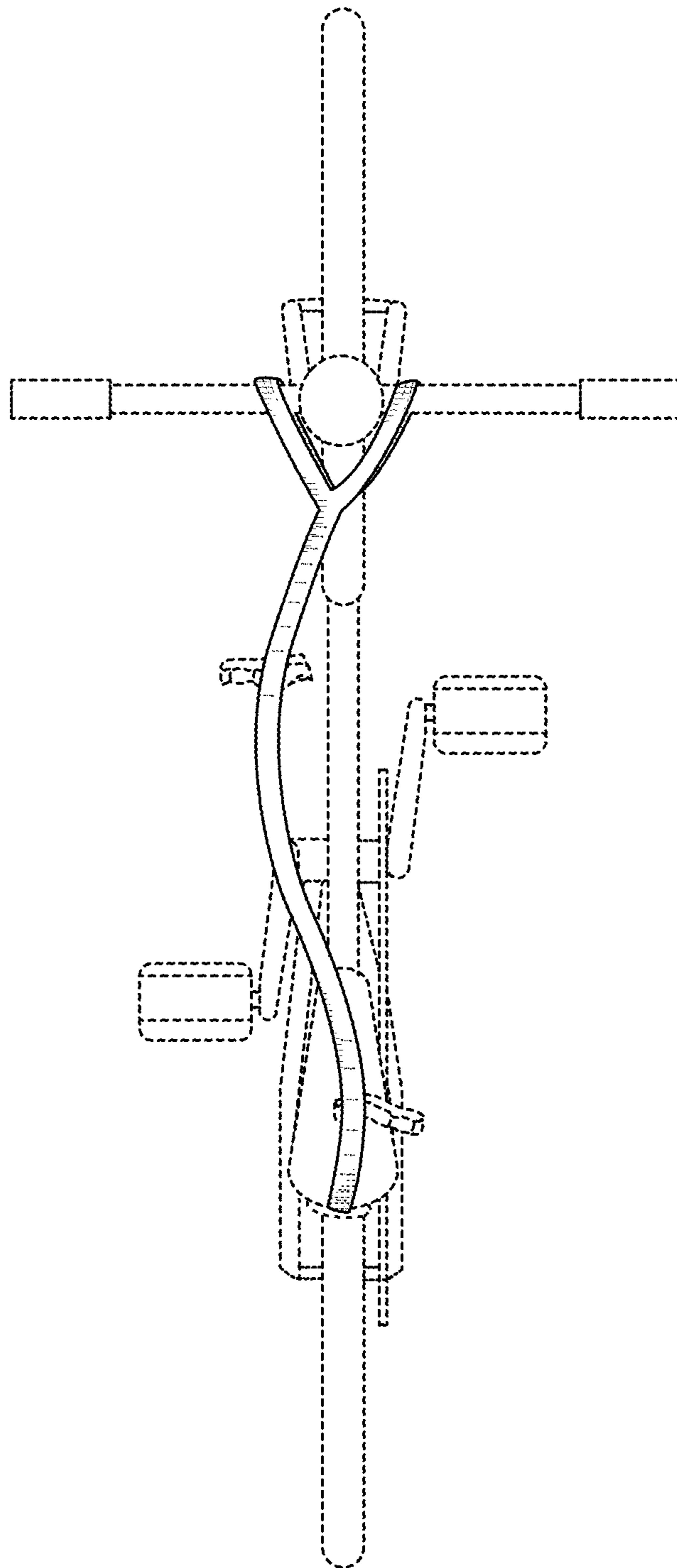


FIG. 4

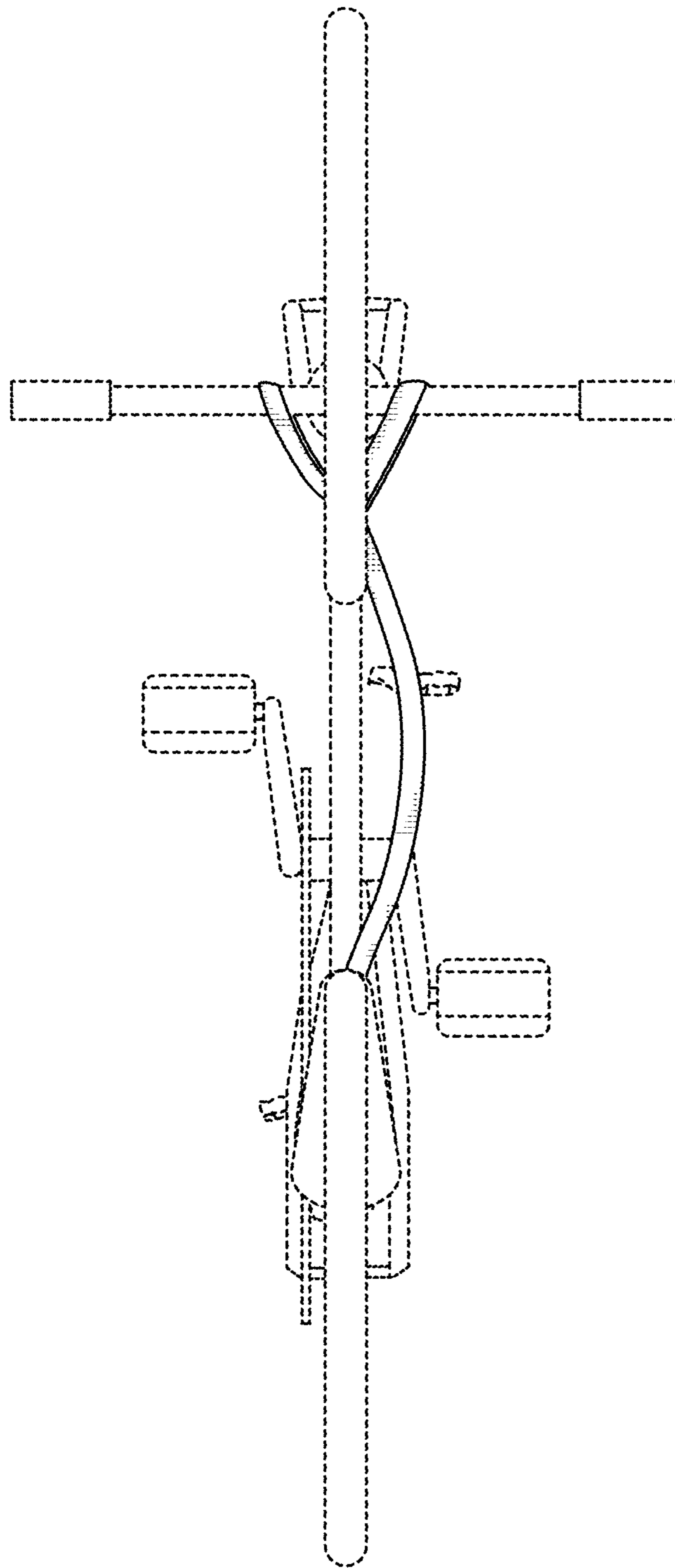


FIG. 5




FIG. 6