



US00D770958S

(12) **United States Design Patent**
Panchal

(10) **Patent No.:** **US D770,958 S**

(45) **Date of Patent:** **** Nov. 8, 2016**

(54) **WHEEL**

(71) Applicant: **Jaguar Land Rover Limited**, Whitley,
Coventry (GB)

(72) Inventor: **Hitesh Panchal**, Coventry (GB)

(73) Assignee: **Jaguar Land Rover Limited**, Whitley,
Coventry (GB)

(**) Term: **14 Years**

(21) Appl. No.: **29/522,119**

(22) Filed: **Mar. 27, 2015**

(30) **Foreign Application Priority Data**

Sep. 29, 2014 (EM) 002547430

(51) **LOC (10) Cl.** **12-16**

(52) **U.S. Cl.**
USPC **D12/211**

(58) **Field of Classification Search**
USPC D12/204–213
CPC B60B 7/00; B60B 7/02; B60B 7/04;
B60B 7/01; B60B 7/06; B60B 3/02; B60B
3/04; B60B 3/06; B60B 3/10; B60B 1/00;
B60B 1/08; B60B 1/10; B60B 1/12
See application file for complete search history.

(56) **References Cited**

U.S. PATENT DOCUMENTS

D502,909 S * 3/2005 Pfeiffer D12/211
D573,932 S * 7/2008 Laengerer D12/209

D594,804 S * 6/2009 Laengerer D12/211
D595,201 S * 6/2009 Antoniadis D12/211
D611,396 S * 3/2010 Antoniadis D12/211
D628,135 S * 11/2010 Zhao D12/211
D638,762 S * 5/2011 Hilpert D12/209
D671,058 S * 11/2012 Hermann D12/209
D671,061 S * 11/2012 Dilber D12/211
D676,794 S * 2/2013 Hilpert D12/209
D700,565 S * 3/2014 Gonzalez D12/209
D703,601 S * 4/2014 Chung D12/211
D729,137 S * 5/2015 Muntada Roura D12/209
D747,676 S * 1/2016 Chung D12/211

* cited by examiner

Primary Examiner — Stacia Cadmus

(74) *Attorney, Agent, or Firm* — Wood Herron & Evans
LLP


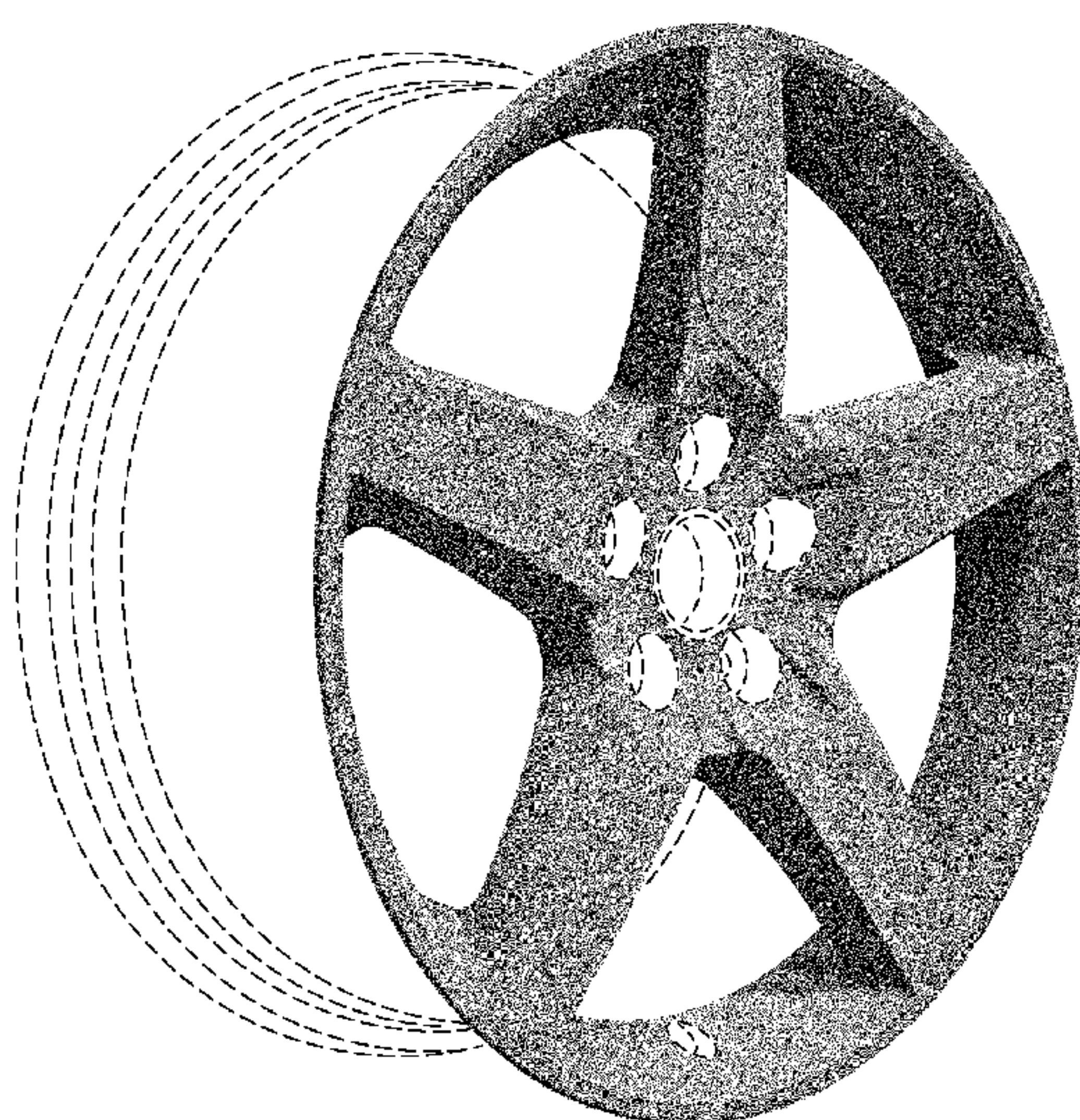
(57) **CLAIM**

The ornamental design for a wheel, as shown and described.

DESCRIPTION

FIG. 1 is a left front perspective view of an ornamental wheel according to a preferred embodiment of the invention. FIG. 2 is a front view of the wheel shown in FIG. 1; and, FIG. 3 is a left side view of the wheel shown in FIG. 1, the right side view being a mirror image thereof. Any elements shown in broken lines form no part of the claimed invention in this application, and are instead included to show environmental aspects of the claimed invention. For example, the broken lines which show the rim, the valve stem hole, the bolt holes, and the center hole form no part of the claimed design.

1 Claim, 2 Drawing Sheets






FIG. 1

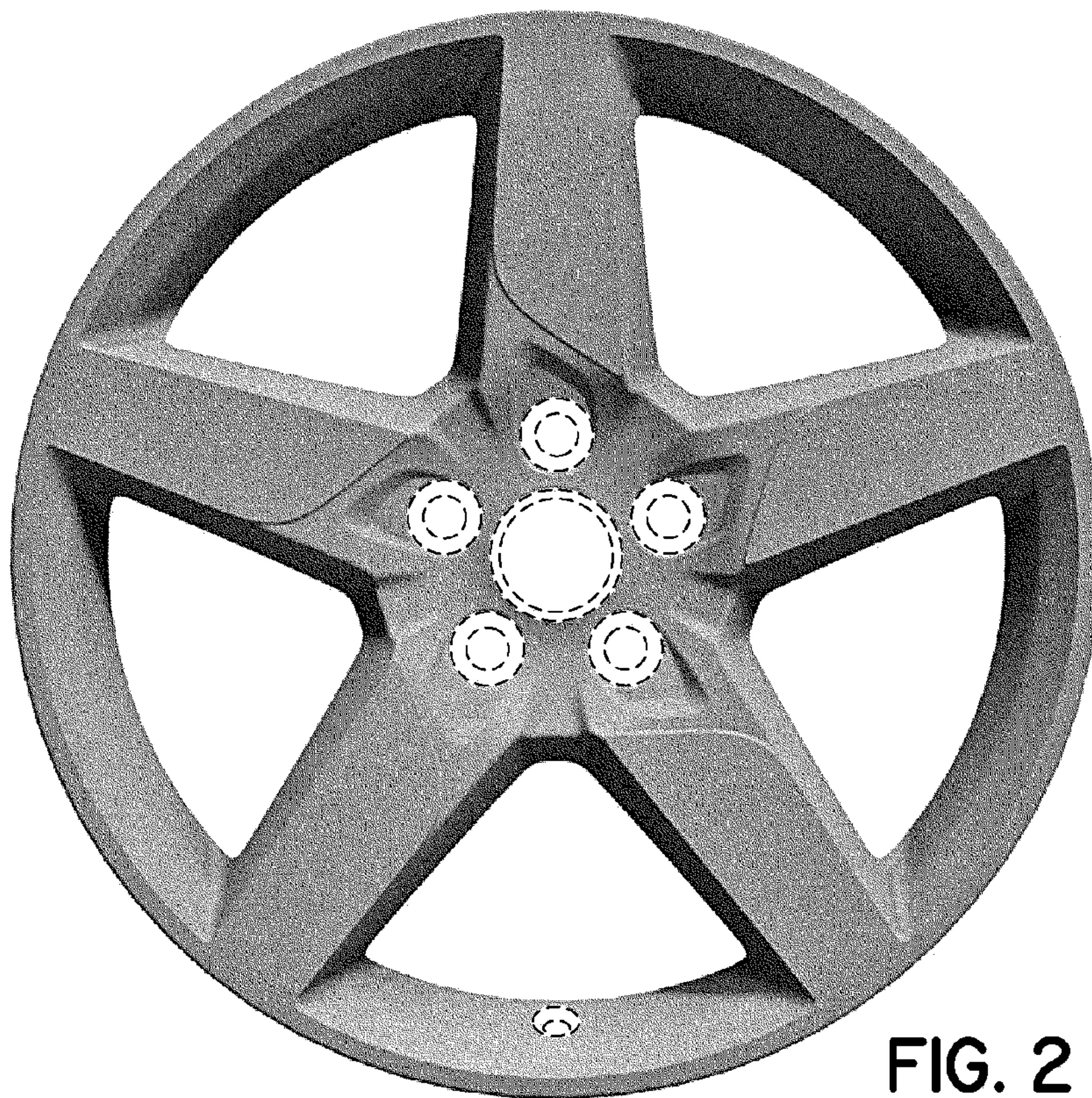


FIG. 2




FIG. 3

UNITED STATES PATENT AND TRADEMARK OFFICE
CERTIFICATE OF CORRECTION

PATENT NO. : D770,958 S
APPLICATION NO. : 29/522119
DATED : November 8, 2016
INVENTOR(S) : Hitesh Panchal

Page 1 of 1

It is certified that error appears in the above-identified patent and that said Letters Patent is hereby corrected as shown below:

On the Title Page

At Column 2, under Description, "FIG. 3 is a left side view of the wheel shown in FIG. 1, the right side view being a mirror image thereof" should read -- FIG. 3 is a right side view of the wheel shown in FIG. 1, the left side view being a mirror image thereof --.

Signed and Sealed this
Twenty-third Day of May, 2017



Michelle K. Lee
Director of the United States Patent and Trademark Office