

US00D770955S

(12) **United States Design Patent**
Bae et al.

(10) **Patent No.:** **US D770,955 S**

(45) **Date of Patent:** **** Nov. 8, 2016**

(54) **REAR DOOR PANEL FOR AUTOMOBILES**

(71) Applicant: **Hyundai Motor Company**, Seoul (KR)

(72) Inventors: **Dong-Min Bae**, Gyeonggi-do (KR);
Pil-Joong Ham, Gyeonggi-do (KR)

(73) Assignee: **Hyundai Motor Company**, Seoul (KR)

(**) Term: **15 Years**

(21) Appl. No.: **29/543,896**

(22) Filed: **Oct. 29, 2015**

(30) **Foreign Application Priority Data**

Jul. 31, 2015 (KR) 30-2015-0038784

(51) **LOC (10) Cl.** **12-16**

(52) **U.S. Cl.**
USPC **D12/196**

(58) **Field of Classification Search**
USPC D12/86, 88, 90, 91, 92, 181, 184, 196;
D21/424, 433, 434; 280/727, 847, 848;
296/181.5

CPC B60J 5/04; B60J 5/0412; B60J 5/0401;
B62D 25/00; B62D 25/02; B62D 25/08

See application file for complete search history.

(56) **References Cited**

U.S. PATENT DOCUMENTS

D543,898 S *	6/2007	Pease	D12/86
D578,040 S *	10/2008	Ward	D12/86
D660,759 S *	5/2012	Matsumoto	D12/196
D671,469 S *	11/2012	Yamada	D12/196
D676,366 S *	2/2013	Yamada	D12/196
D676,367 S *	2/2013	Yamada	D12/196
D678,154 S *	3/2013	Musk	296/146.9
D682,173 S *	5/2013	Takahashi	D12/196
D686,553 S *	7/2013	Kwon	D12/196
D695,179 S *	12/2013	Tada	D12/196

D695,664 S *	12/2013	Suga	D12/196
D699,657 S *	2/2014	Jevremovic	D12/196
D701,809 S *	4/2014	Hildebrand	D12/196
D705,149 S *	5/2014	Sakae	D12/196
D706,189 S *	6/2014	Sakae	D12/196
D709,814 S *	7/2014	Jevremovic	D12/196
D710,758 S *	8/2014	Suzuki	D12/86
D749,481 S *	2/2016	Kim	D12/196
2015/0151796 A1 *	6/2015	Berger	B29C 70/68 296/193.06
2015/0202948 A1 *	7/2015	Saiki	B60R 13/04 49/502
2015/0251524 A1 *	9/2015	Goto	B60J 5/0426 52/204.71

* cited by examiner

Primary Examiner — Rosemary K Tarcza

Assistant Examiner — Yolanda Robinson

(74) *Attorney, Agent, or Firm* — Mintz Levin Cohn Ferris
Glovsky and Popeo, P.C.; Kongsik Kim; Carolina Säve

(57) **CLAIM**

The ornamental design for a rear door panel for automobiles,
as shown and described.

DESCRIPTION

FIG. 1 is a perspective view of a rear door panel for automobiles according to the present invention.

FIG. 2 is a front view of the rear door panel for automobiles of FIG. 1.

FIG. 3 is a rear view of the rear door panel for automobiles of FIG. 1.

FIG. 4 is a left side view of the rear door panel for automobiles of FIG. 1.

FIG. 5 is a right side view of the rear door panel for automobiles of FIG. 1.

FIG. 6 is a top view of the rear door panel for automobiles of FIG. 1; and,

FIG. 7 is a bottom view of the rear door panel for automobiles of FIG. 1.

1 Claim, 7 Drawing Sheets




FIG. 1



FIG. 2




FIG. 3




FIG. 4



FIG. 5




FIG. 6



FIG. 7

