

US00D770951S

(12) **United States Design Patent** (10) **Patent No.:** **US D770,951 S**
Park et al. (45) **Date of Patent:** **** Nov. 8, 2016**

(54) **FRONT BUMPER COVER FOR AUTOMOBILES**
(71) Applicant: **Hyundai Motor Company**, Seoul (KR)
(72) Inventors: **Hyung-Jin Park**, Incheon (KR);
Pil-Joong Ham, Gyeonggi-do (KR)
(73) Assignee: **Hyundai Motor Company**, Seoul (KR)
(**) Term: **15 Years**
(21) Appl. No.: **29/543,901**
(22) Filed: **Oct. 29, 2015**

(30) **Foreign Application Priority Data**
Jul. 31, 2015 (KR) 30-2015-0038625
(51) **LOC (10) Cl.** **12-16**
(52) **U.S. Cl.**
USPC **D12/169**
(58) **Field of Classification Search**
USPC D12/86, 90, 91, 92, 164, 169, 190, 196;
296/29, 180.1, 180.2; 280/770, 776;
180/68.4
CPC ... B60R 19/2505; B60R 19/02; B60R 19/18;
B60R 19/20; B60R 19/24
See application file for complete search history.

(56) **References Cited**
U.S. PATENT DOCUMENTS
D588,053 S * 3/2009 Woolley D12/169
D588,508 S * 3/2009 Woolley D12/169
D601,468 S * 10/2009 Varga D12/164
D664,902 S * 8/2012 Platto D12/169
D725,007 S * 3/2015 Beaven D12/164
D730,257 S * 5/2015 Beaven D12/196
D744,914 S * 12/2015 Loeb D12/169
D748,025 S * 1/2016 Yoshimine D12/190
D749,470 S * 2/2016 Behmer D12/169
D751,007 S * 3/2016 Curic D12/169
D753,561 S * 4/2016 Iwauchi D12/169

D756,276 S * 5/2016 Minamisawa D12/169
D756,862 S * 5/2016 Wada D12/169
D756,863 S * 5/2016 Lesnik D12/169
D758,260 S * 6/2016 Lesnik D12/169
D758,929 S * 6/2016 Rupar D12/169
D758,930 S * 6/2016 Messale D12/169
D760,132 S * 6/2016 Choi D12/169
D760,631 S * 7/2016 Choi D12/169
2005/0134068 A1 * 6/2005 Pfister B60R 19/24
296/29
2012/0319387 A1 * 12/2012 Kim B60R 19/205
280/770
2014/0097603 A1 * 4/2014 Chung B60R 19/205
280/770
2016/0144900 A1 * 5/2016 Fortin B60R 19/023
296/193.1

* cited by examiner

Primary Examiner — Rosemary K Tarcza
Assistant Examiner — Yolanda Robinson
(74) *Attorney, Agent, or Firm* — Mintz Levin Cohn Ferris
Glovsky and Popeo, P.C.; Kongsik Kim

(57) **CLAIM**
The ornamental design for a front bumper cover for automobiles, as shown and described.

DESCRIPTION

FIG. 1 is a perspective view of a front bumper cover for automobiles according to the present invention.
FIG. 2 is a front view of the front bumper cover for automobiles of FIG. 1.
FIG. 3 is a rear view of the front bumper cover for automobiles of FIG. 1.
FIG. 4 is a left side view of the front bumper cover for automobiles of FIG. 1.
FIG. 5 is a right side view of the front bumper cover for automobiles of FIG. 1.
FIG. 6 is a top view of the front bumper cover for automobiles of FIG. 1; and,
FIG. 7 is a bottom view of the front bumper cover for automobiles of FIG. 1.

1 Claim, 7 Drawing Sheets




FIG. 1




FIG. 2




FIG. 3




FIG. 4




FIG. 5




FIG. 6




FIG. 7

