



US00D770945S

(12) **United States Design Patent** (10) **Patent No.:** **US D770,945 S**
Dufresne (45) **Date of Patent:** **** Nov. 8, 2016**

- (54) **WHEELCHAIR BACK**
- (71) Applicant: **THE COMFORT COMPANIES, INC.**, New Berlin, WI (US)
- (72) Inventor: **Steven Dufresne**, Hartland, WI (US)
- (73) Assignee: **The Comfort Companies, Inc.**, Bozeman, MT (US)
- (**) Term: **14 Years**
- (21) Appl. No.: **29/483,207**
- (22) Filed: **Feb. 26, 2014**
- (51) **LOC (10) Cl.** **12-12**
- (52) **U.S. Cl.**
USPC **D12/133**
- (58) **Field of Classification Search**
USPC D12/131, 133; D6/611
CPC A61G 5/00-5/14
See application file for complete search history.

| | | | |
|--------------|---------|----------------|---------|
| D534,711 S | 1/2007 | Kim | |
| D571,264 S * | 6/2008 | Yang | D12/131 |
| D598,816 S * | 8/2009 | Ahlbertz | D12/131 |
| D622,641 S * | 8/2010 | Chen | D12/131 |
| D628,423 S | 12/2010 | Kratzer | |
| D656,070 S * | 3/2012 | Spalding | D12/131 |
| D687,744 S * | 8/2013 | Spalding | D12/131 |
| D691,764 S | 10/2013 | Sieczkowski | |
| D738,645 S | 9/2015 | Goetsch | |

* cited by examiner

Primary Examiner — Charles Hanson

(74) *Attorney, Agent, or Firm* — Michael Best & Friedrich LLP

(57) **CLAIM**

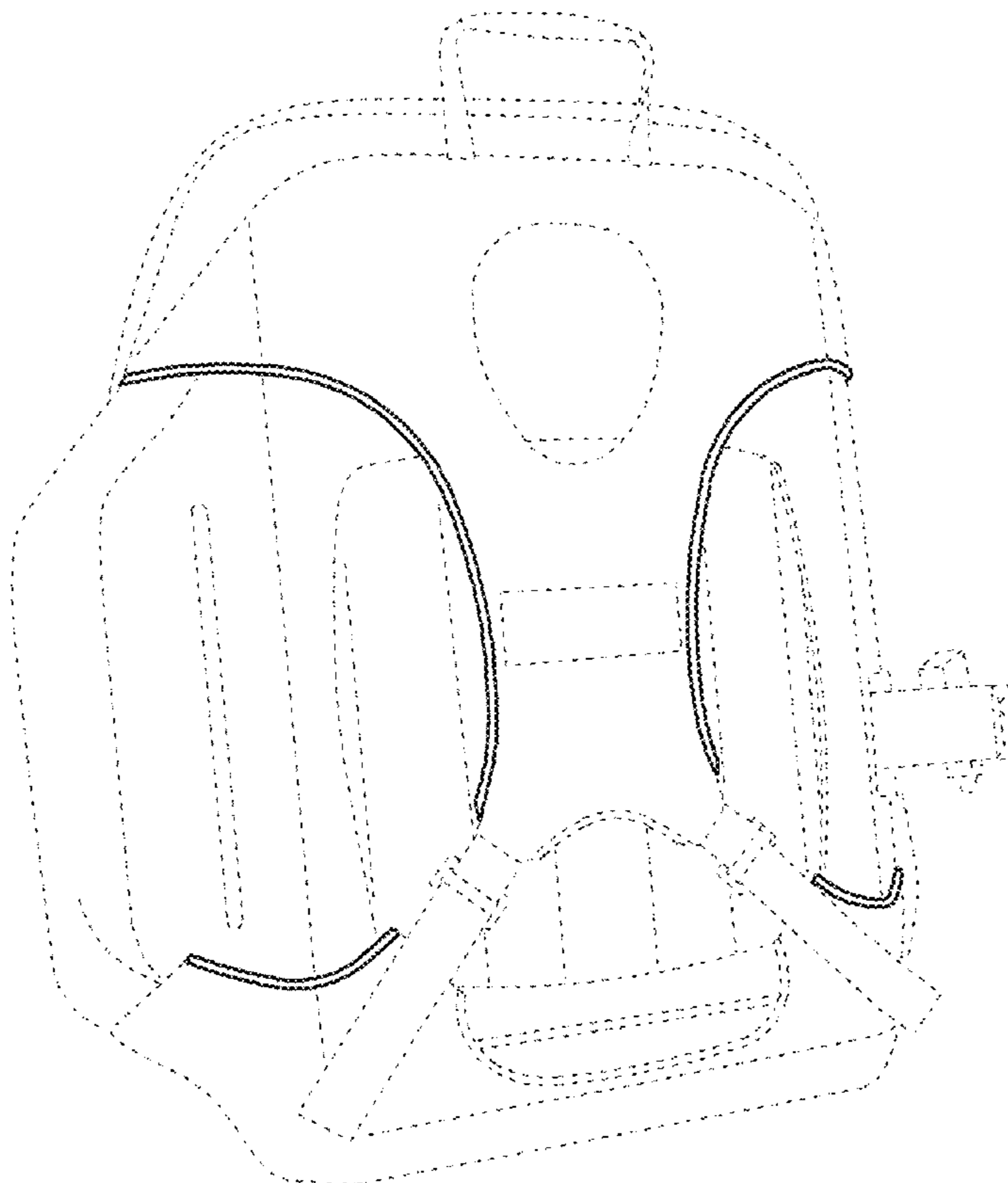
The ornamental design for a wheelchair back, as shown and described.

DESCRIPTION

FIG. 1 is a back and side perspective view of the wheelchair back of the new design;
 FIG. 2 is a back elevational view of the wheelchair back of the new design; and,
 FIG. 3 is a side elevational view, taken along line 3-3 of FIG. 2, of the wheelchair back of the new design.
 The broken lines shown in the drawings illustrate the environment of the wheelchair back and form no part of the claimed design.

1 Claim, 2 Drawing Sheets

- (56) **References Cited**
U.S. PATENT DOCUMENTS
- | | | | |
|--------------|--------|---------------|---------|
| 2,638,157 A | 6/1949 | Cook | |
| D368,881 S * | 4/1996 | Coombes | D12/128 |
| D430,078 S * | 8/2000 | Ellis | D12/128 |
| D455,377 S * | 4/2002 | Suiter | D12/131 |



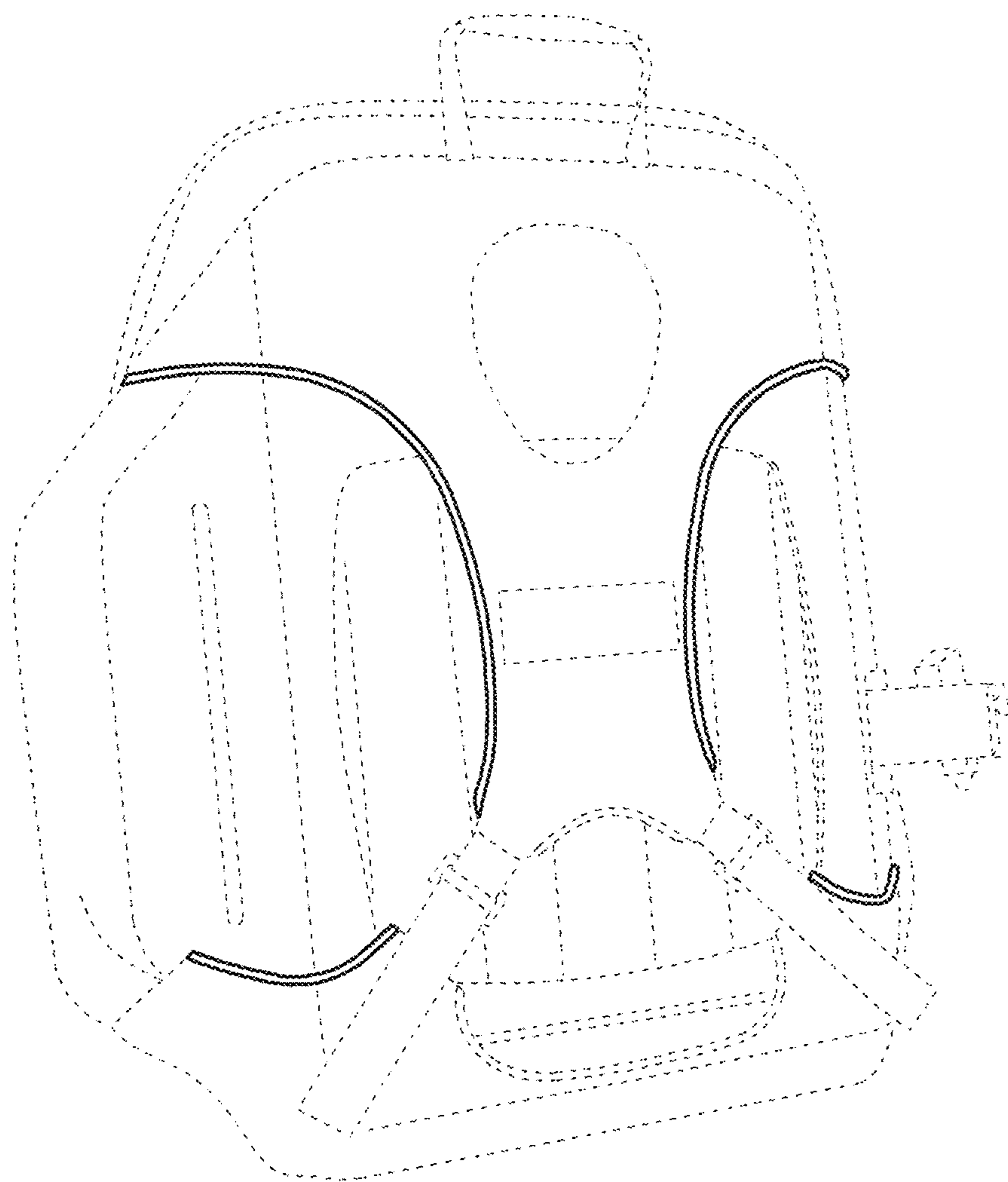


FIG. 1

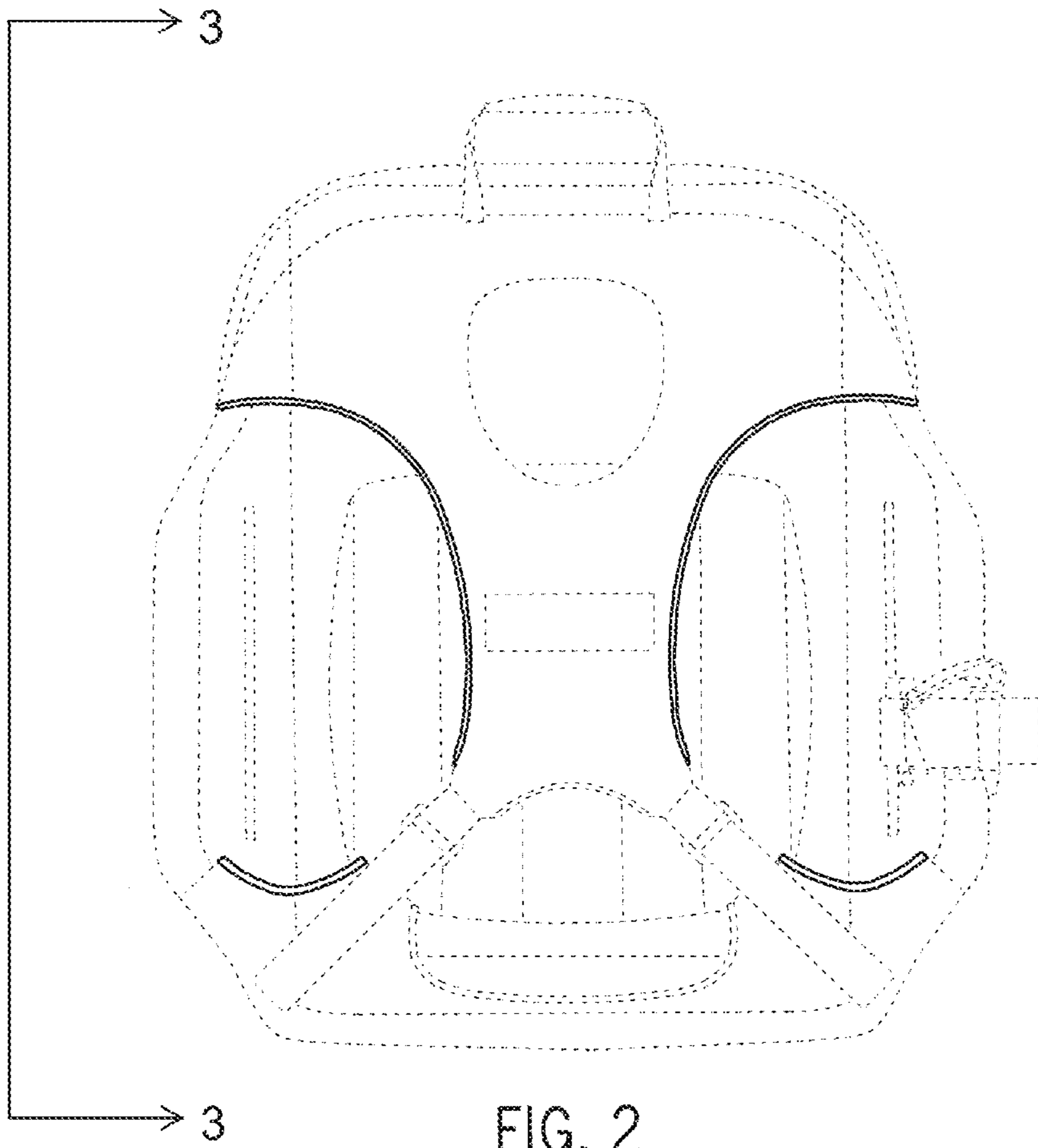


FIG. 2




FIG. 3