



US00D770943S

(12) **United States Design Patent** (10) **Patent No.:** **US D770,943 S**
Arroba (45) **Date of Patent:** **** Nov. 8, 2016**

(54) **AUTOMOBILE**
(71) Applicant: **Nissan Motor Co., Ltd.**, Yokohama, Kanagawa (JP)
(72) Inventor: **Giovanny Arroba**, London (GB)
(73) Assignee: **Nissan Motor Co., Ltd.**, Yokohama (JP)
(**) Term: **14 Years**

JP D1457886 S 12/2012
JP D1458400 S 12/2013
JP D1474967 S 12/2013
JP D1486087 S 12/2013
JP D1498938 S 6/2014
JP D1499514 S 6/2014
JP D1499946 S 6/2014
JP D1499947 S 6/2014
JP D1501103 S 6/2014
JP D1449168 S 8/2014
JP D1505486 S 8/2014
JP D1510420 S 11/2014
JP D1511271 S 11/2014
JP D1512960 S 12/2014

(21) Appl. No.: **29/522,536**

* cited by examiner

(22) Filed: **Mar. 31, 2015**

Primary Examiner — Melody N Brown

(30) **Foreign Application Priority Data**

(74) *Attorney, Agent, or Firm* — Global IP Counselors, LLP

Oct. 1, 2014 (JP) 2014-021892

(51) **LOC (10) Cl.** **12-08**

(52) **U.S. Cl.**
USPC **D12/92**

(58) **Field of Classification Search**
USPC D12/86, 90-92, 88; D21/421, 433, 434;
296/181.1, 181.5

CPC B62D 35/00; B62D 25/00; B62D 25/06;
B62D 33/00

See application file for complete search history.

(57) **CLAIM**

The ornamental design for an automobile, as shown and described.

(56) **References Cited**

U.S. PATENT DOCUMENTS

D695,645 S * 12/2013 Tase et al. D12/91
D699,630 S 2/2014 Abe et al.
D710,761 S * 8/2014 Endo et al. D12/92
D718,662 S * 12/2014 Ishizuka et al. D12/92

FOREIGN PATENT DOCUMENTS

JP D1408263 S 2/2012
JP D1439243 S 4/2012

DESCRIPTION

FIG. 1 is a front elevational view of an automobile showing our new design;

FIG. 2 is a top plan view thereof;

FIG. 3 is a bottom plan view thereof;

FIG. 4 is a right side elevational view thereof;

FIG. 5 is a left side elevational view thereof;


FIG. 6 is a left, front perspective view thereof;

FIG. 7 is a right, rear perspective view thereof; and,

FIG. 8 is a rear elevational view thereof.

The hidden surfaces from the bottom, obscured by a rear bumper, the wheels, and inside the wheel wells, but visible in the figures form no part of the claimed design. The broken line showing on the radiator grill is for purpose of illustrating environmental structure and forms no part of the claimed design.

1 Claim, 8 Drawing Sheets






FIG. 1

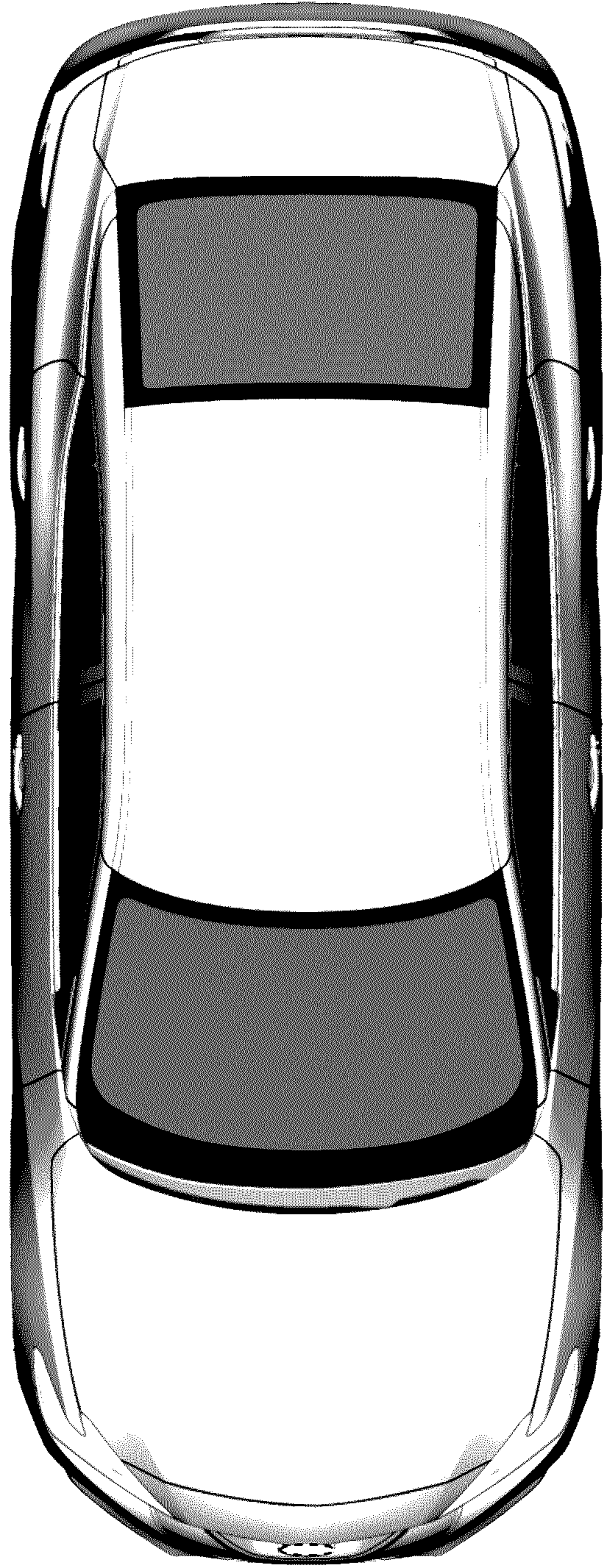


FIG. 2




FIG. 3

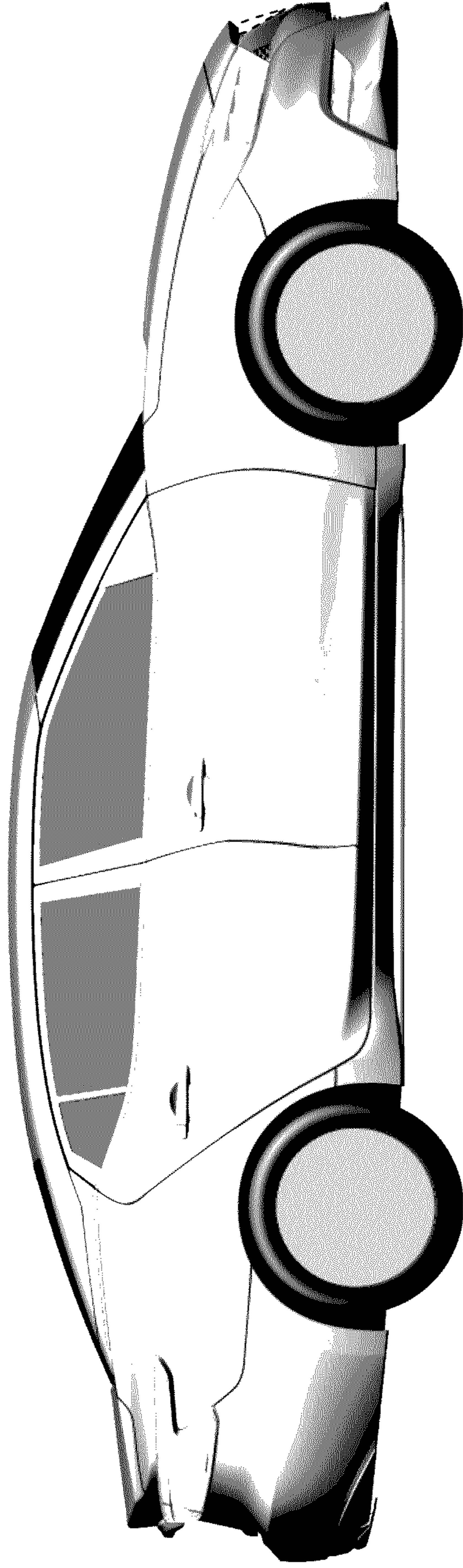


FIG. 4

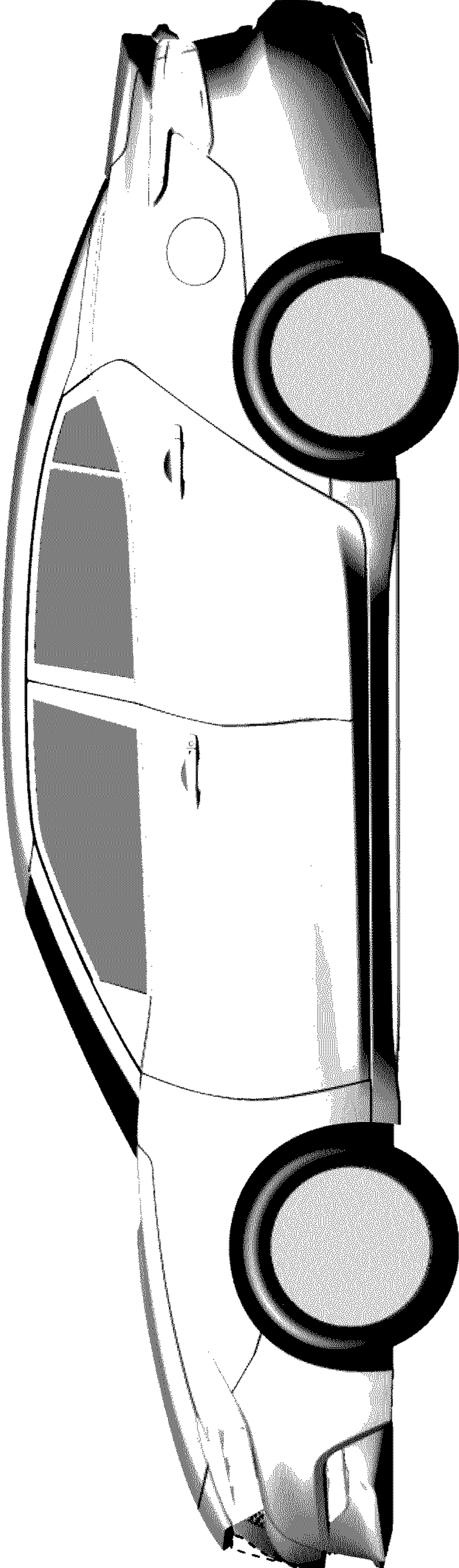


FIG. 5




FIG. 6

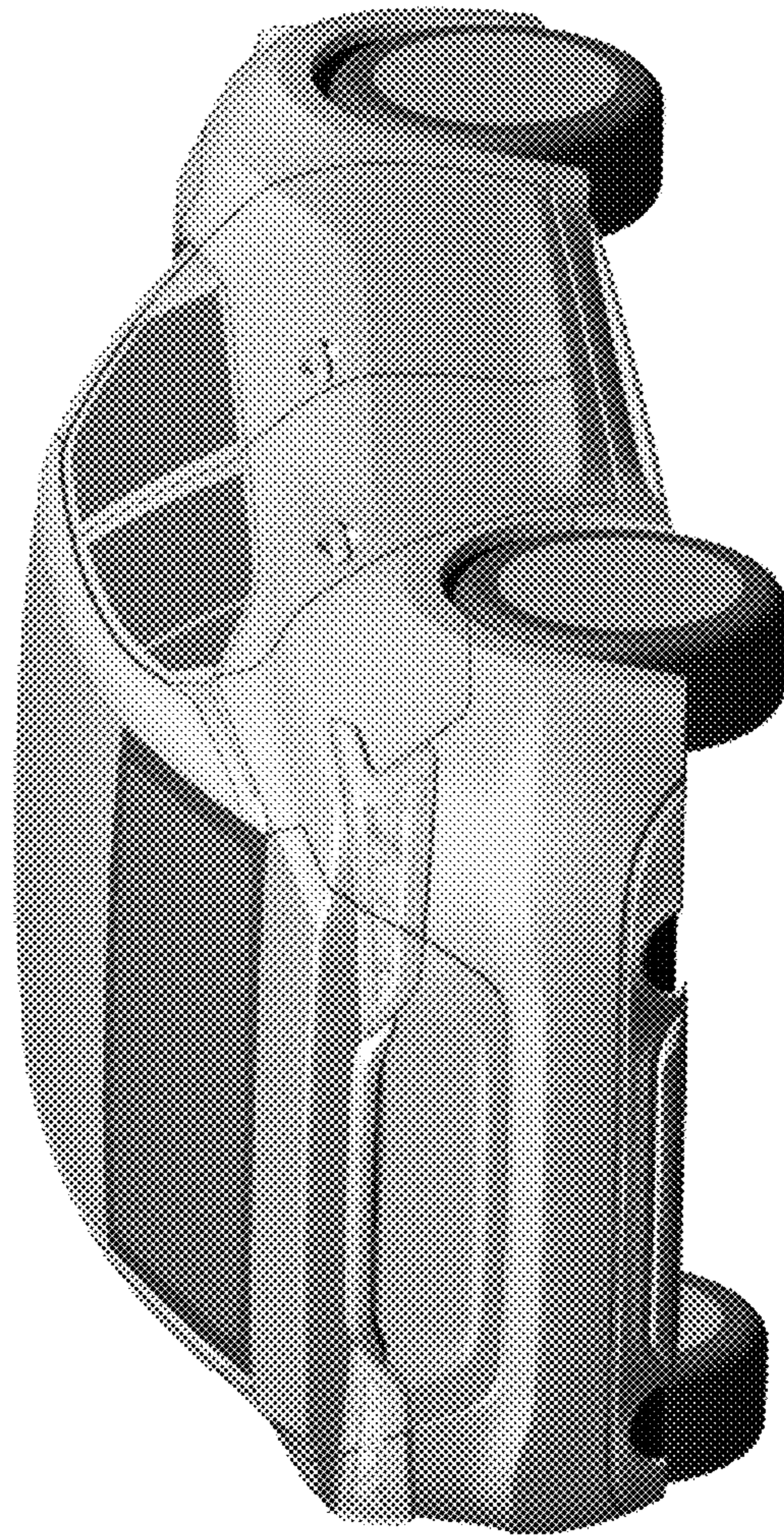


FIG. 7




FIG. 8