



US00D770939S

(12) **United States Design Patent** (10) **Patent No.:** **US D770,939 S**
Kolasa (45) **Date of Patent:** **** Nov. 8, 2016**

(54) **BUCKLE**
(71) Applicant: **ILLINOIS TOOL WORKS INC.,**
Glenview, IL (US)
(72) Inventor: **Scott D. Kolasa,** Mt. Prospect, IL (US)
(73) Assignee: **Illinois Tool Works Inc.,** Glenview, IL
(US)
(**) Term: **15 Years**
(21) Appl. No.: **29/536,571**
(22) Filed: **Aug. 18, 2015**
(51) **LOC (10) Cl.** **02-07**
(52) **U.S. Cl.**
USPC **D11/216**
(58) **Field of Classification Search**
USPC D11/1-2, 200-201, 206-210, 214-218;
24/163 R, 169-171, 173, 177-179, 191,
24/194-195, 197, 200, 614-616, 625, 198,
24/578.11, 578.1, 163 K, 114
CPC A44B 11/26; A44B 11/25; A44B 11/06;
A44B 11/2519
See application file for complete search history.

D647,818 S * 11/2011 Kaneko D11/216
D686,530 S * 7/2013 Paik D11/216
8,522,410 B2 * 9/2013 Parisi A44B 11/266
24/606
D730,771 S * 6/2015 Kolasa D11/216

OTHER PUBLICATIONS

Photo of parts.
* cited by examiner
Primary Examiner — Ralf Seifert
(74) *Attorney, Agent, or Firm* — Paul F. Donovan

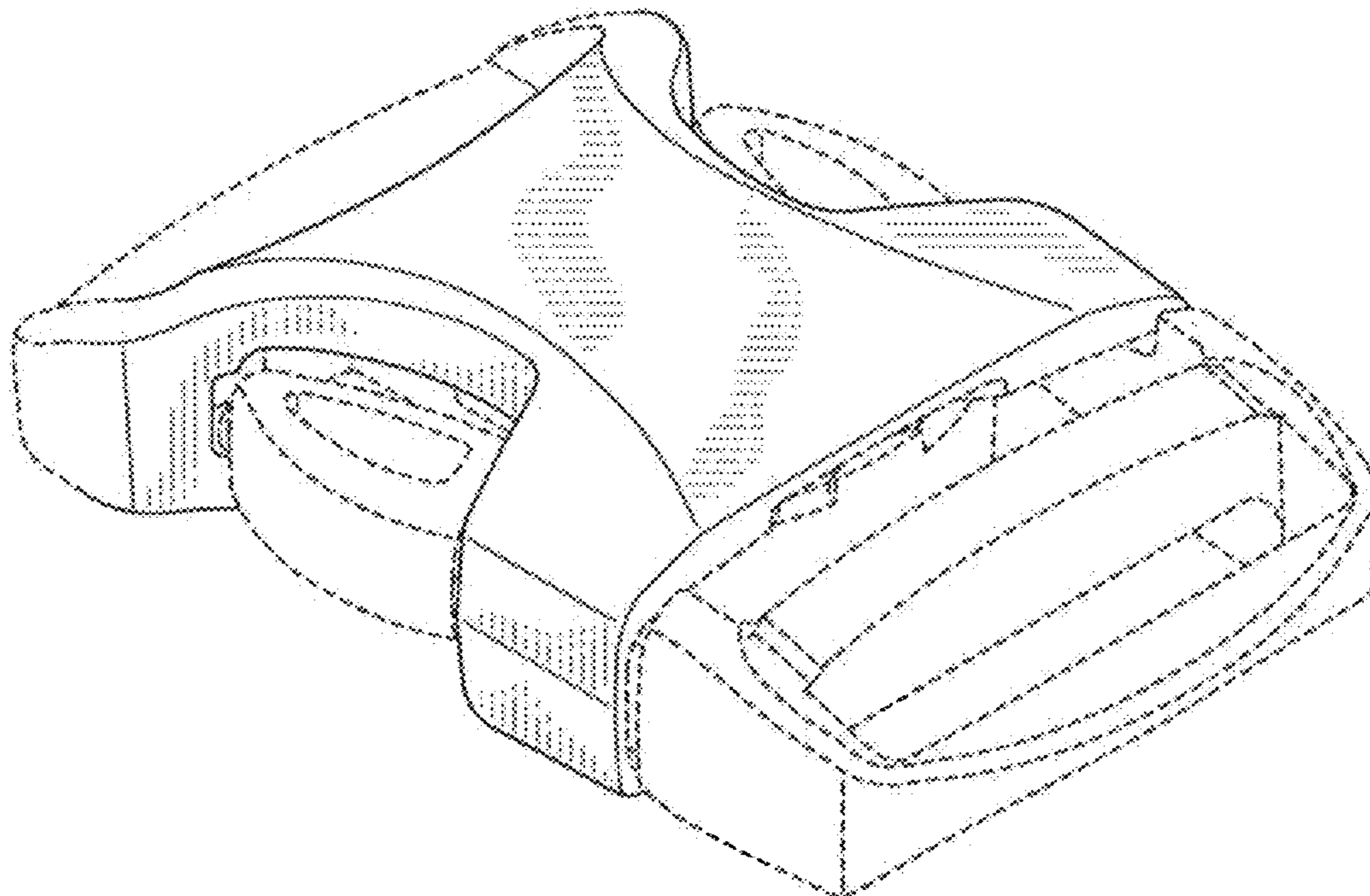
(57) **CLAIM**
The ornamental design for a buckle, as shown and described.

DESCRIPTION

FIG. 1 is a perspective view of the buckle showing the new design;
FIG. 2 is a top view thereof;
FIG. 3 is a bottom view thereof;
FIG. 4 is a left side view thereof;
FIG. 5 is a front end view thereof;
FIG. 6 is a right side view thereof; and,
FIG. 7 is a back end view thereof.
The broken line portions of the disclosure are for illustrative purposes only and form no part of the claimed design.

(56) **References Cited**
U.S. PATENT DOCUMENTS
7,140,082 B2 * 11/2006 Chen A44B 11/266
24/614
D535,213 S 1/2007 Kolasa

1 Claim, 4 Drawing Sheets



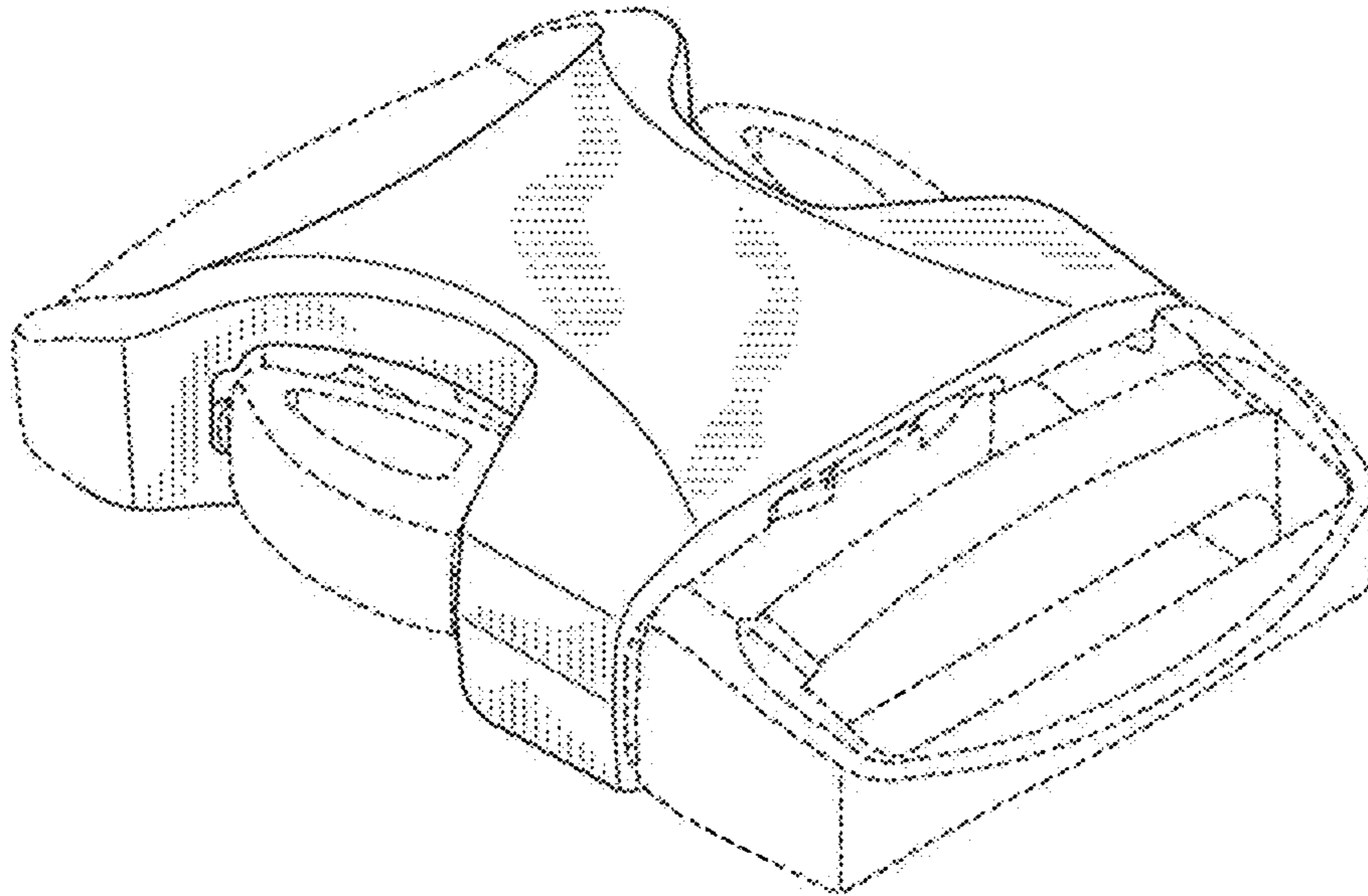


FIG. 1

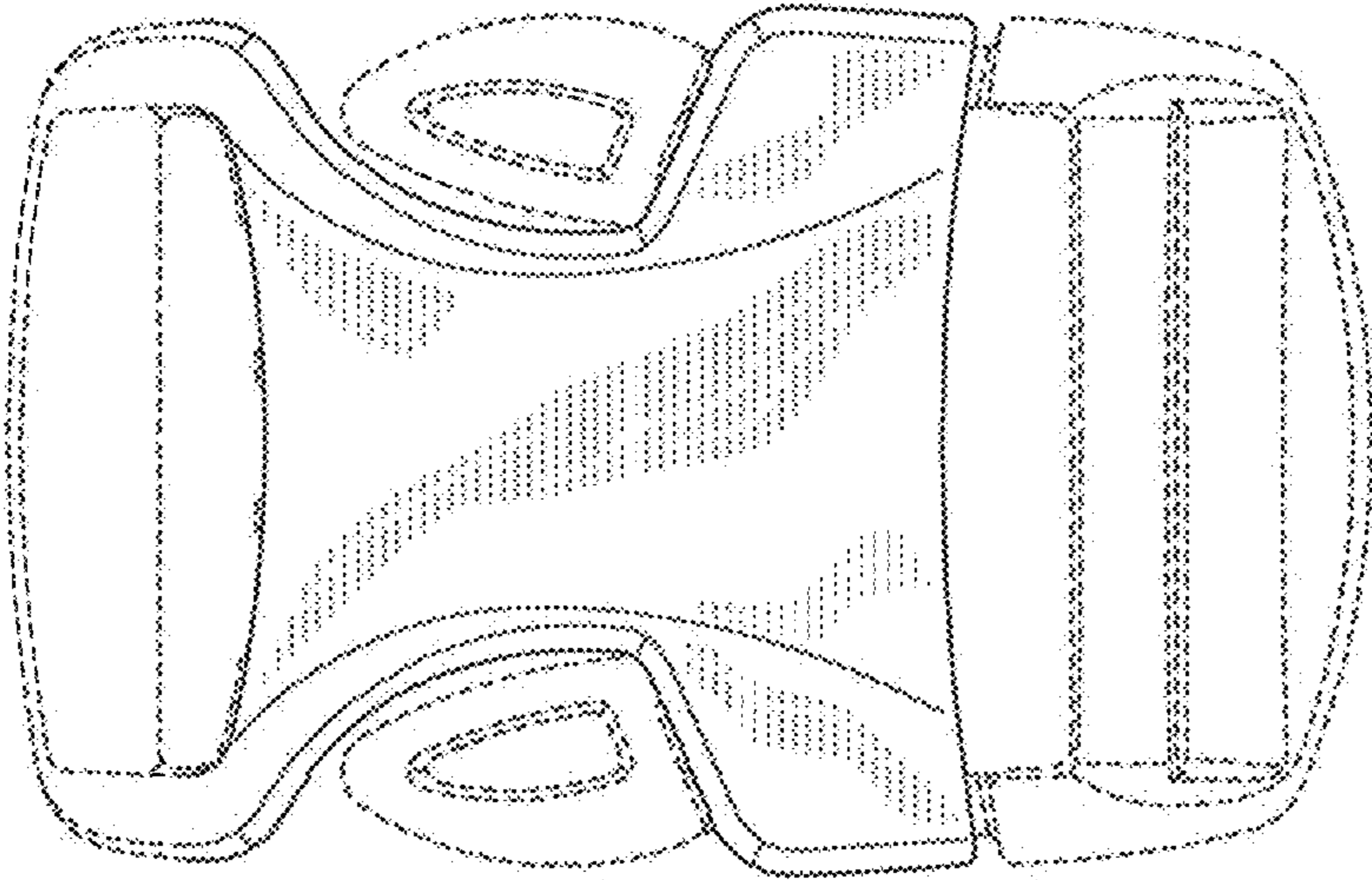


FIG. 2

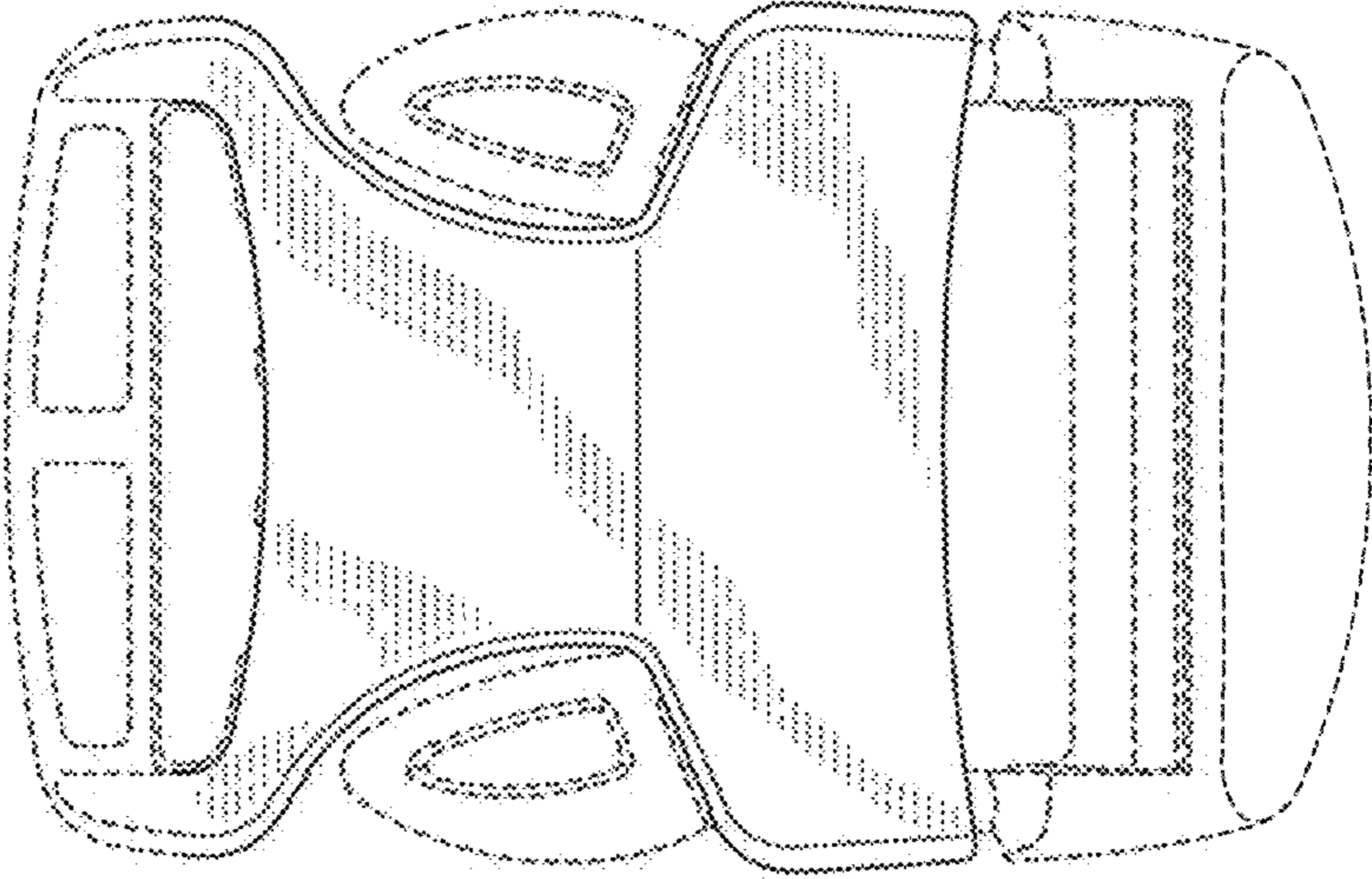


FIG. 3

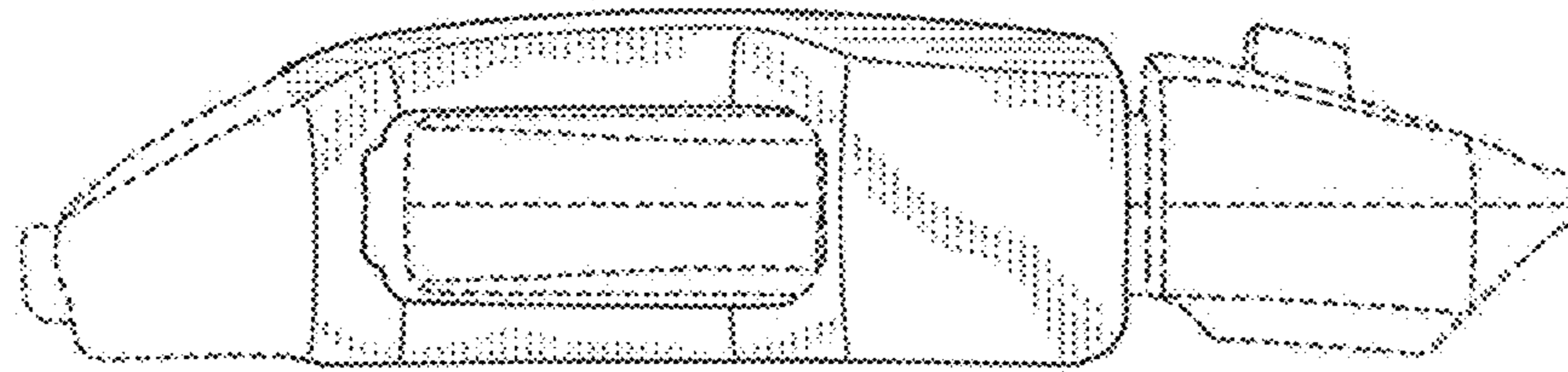


FIG. 4




FIG. 5

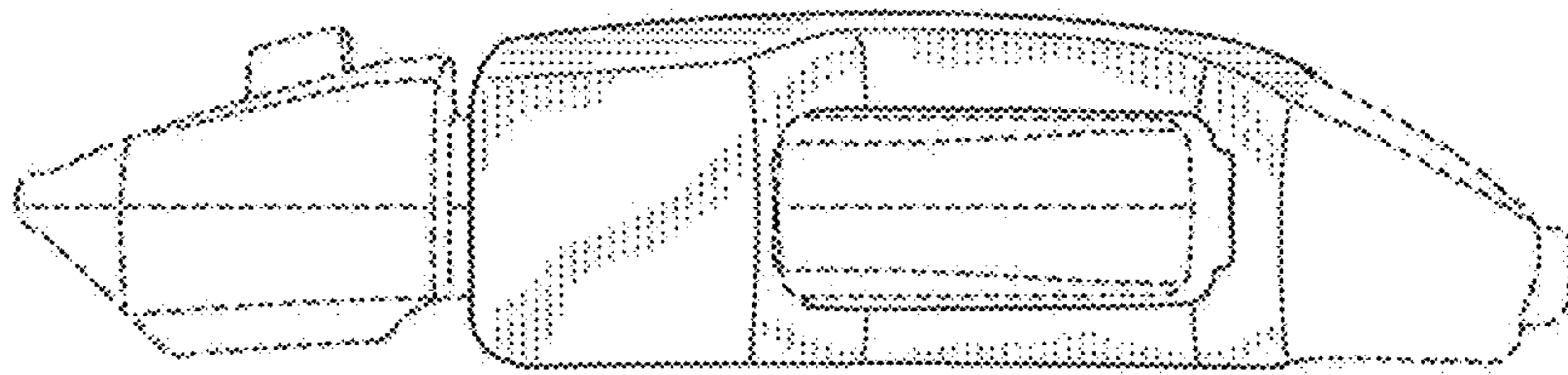


FIG. 6




FIG. 7