



US00D770935S

(12) **United States Design Patent** (10) **Patent No.:** **US D770,935 S**  
**Torres** (45) **Date of Patent:** **\*\* Nov. 8, 2016**

(54) **CENTERPIECE** 4,757,956 A \* 7/1988 McGuire ..... B65H 49/38  
211/132.1  
(71) Applicant: **Maricruz Torres**, Austin, TX (US) D328,616 S \* 8/1992 Elder ..... D21/336  
D352,428 S \* 11/1994 Waldmyer ..... D15/150  
(72) Inventor: **Maricruz Torres**, Austin, TX (US) D354,989 S \* 1/1995 West ..... D19/105  
D361,678 S \* 8/1995 Tavone ..... D6/677.1  
(\*\*) Term: **15 Years** D363,687 S \* 10/1995 Turrentine ..... D11/143  
D373,032 S \* 8/1996 Williamson-Markman D6/671.2

(21) Appl. No.: **29/555,787** D388,328 S \* 12/1997 Harris ..... D9/447  
D415,416 S \* 10/1999 Anderson ..... D6/678.2  
(22) Filed: **Feb. 24, 2016** D419,438 S \* 1/2000 Gardner ..... D1/129  
D420,835 S \* 2/2000 Pezzullo ..... D6/680.2  
D421,195 S \* 2/2000 Pezzullo ..... D6/677.3  
D489,285 S \* 5/2004 Zinn ..... D11/131  
D507,432 S \* 7/2005 Goth ..... D6/678.2  
D577,627 S \* 9/2008 Evans ..... D11/117  
D603,187 S \* 11/2009 Conway ..... D6/677.1  
D615,135 S \* 5/2010 Thorsen ..... D21/487  
D631,132 S \* 1/2011 Conceicao ..... D23/214  
D631,342 S \* 1/2011 Hettwer ..... D9/433  
D655,000 S \* 2/2012 Mirigian ..... D24/130  
D668,577 S \* 10/2012 Musk ..... D11/131

**Related U.S. Application Data**

(63) Continuation-in-part of application No. 29/487,024,  
filed on Apr. 4, 2014, now Pat. No. Des. 753,539.

(51) **LOC (10) Cl.** ..... **11-02**

(52) **U.S. Cl.**

USPC ..... **D11/131**

(58) **Field of Classification Search**

USPC ..... D11/121, 122, 131, 142, 143, 152, 157,  
D11/164, 184; D25/117; D21/487, 488;  
D19/96; 446/85, 102-128; 273/156,  
273/157 R, 157 A, 160; D6/677, 677.1,  
D6/678.2

CPC ..... A63F 9/12; A63F 9/10; A63F 9/0613;  
A63H 33/04; A63H 33/042; A63H 33/044;  
A63H 33/06

See application file for complete search history.

(Continued)

*Primary Examiner* — John Windmuller

*Assistant Examiner* — Steven Czyz

(74) *Attorney, Agent, or Firm* — Pierson IP, PLLC

(57) **CLAIM**

The ornamental design for a centerpiece, as shown and described.

**DESCRIPTION**

FIG. 1 is a perspective view of a centerpiece showing our new design thereof;

FIG. 2 is a right side view of the centerpiece shown in FIG. 1;

FIG. 3 is a top view of the centerpiece shown in FIG. 1;

FIG. 4 is a bottom view of the centerpiece shown in FIG. 1;

FIG. 5 is a top view of the elements of the centerpiece, shown separated for ease of disclosure; and,

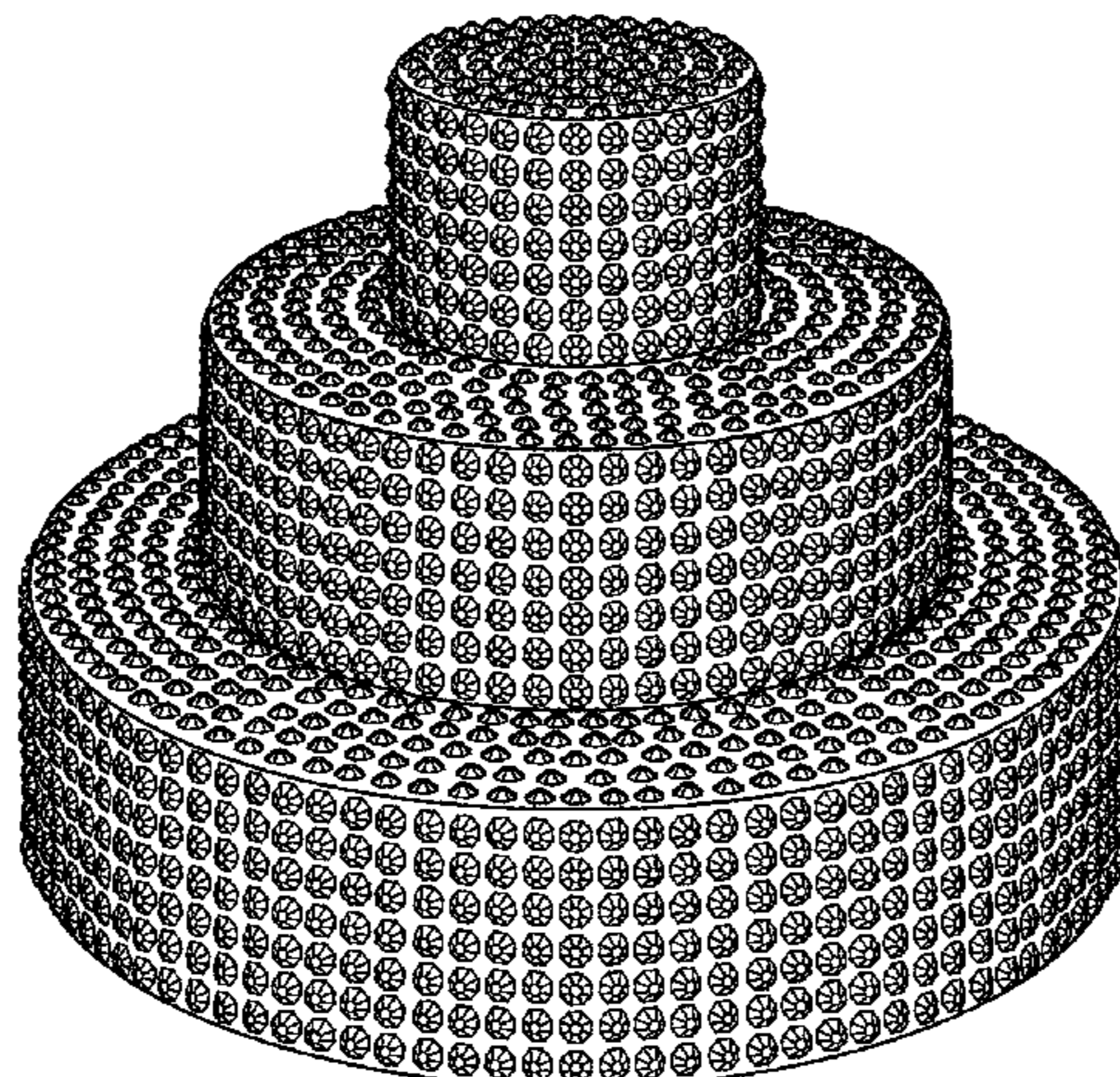
FIG. 6 is a perspective of the elements of the centerpiece, shown separated for ease of disclosure.

**1 Claim, 6 Drawing Sheets**

(56) **References Cited**

**U.S. PATENT DOCUMENTS**

D106,223 S \* 9/1937 Tolleson et al. .... D6/678.2  
D108,418 S \* 2/1938 Bloomfield et al. .... D6/678.2  
D114,776 S \* 5/1939 Weidner et al. .... D6/677.1  
2,252,678 A \* 8/1941 Beary ..... G09B 19/0023  
434/98  
D166,740 S \* 5/1952 Dodge et al. .... D11/131  
2,697,294 A \* 12/1954 Zenker ..... G09F 19/10  
40/539  
D251,763 S \* 5/1979 Sovey ..... D11/130.1  
4,461,790 A \* 7/1984 Snider ..... B65D 85/60  
206/457  
D286,416 S \* 10/1986 Kassai ..... D21/499



# US D770,935 S

Page 2

---

(56)

## References Cited

### U.S. PATENT DOCUMENTS

D709,794 S *	7/2014	Gage, Jr. ....	D11/130.1	
D726,582 S *	4/2015	Srivastava ....	D11/131	
D753,539 S *	4/2016	Torres ....	D11/131	
D683,799 S *	6/2013	Kiecker ....	D21/484	
D697,741 S *	1/2014	Musheyev ....	D6/677.5	* cited by examiner



FIG. 1

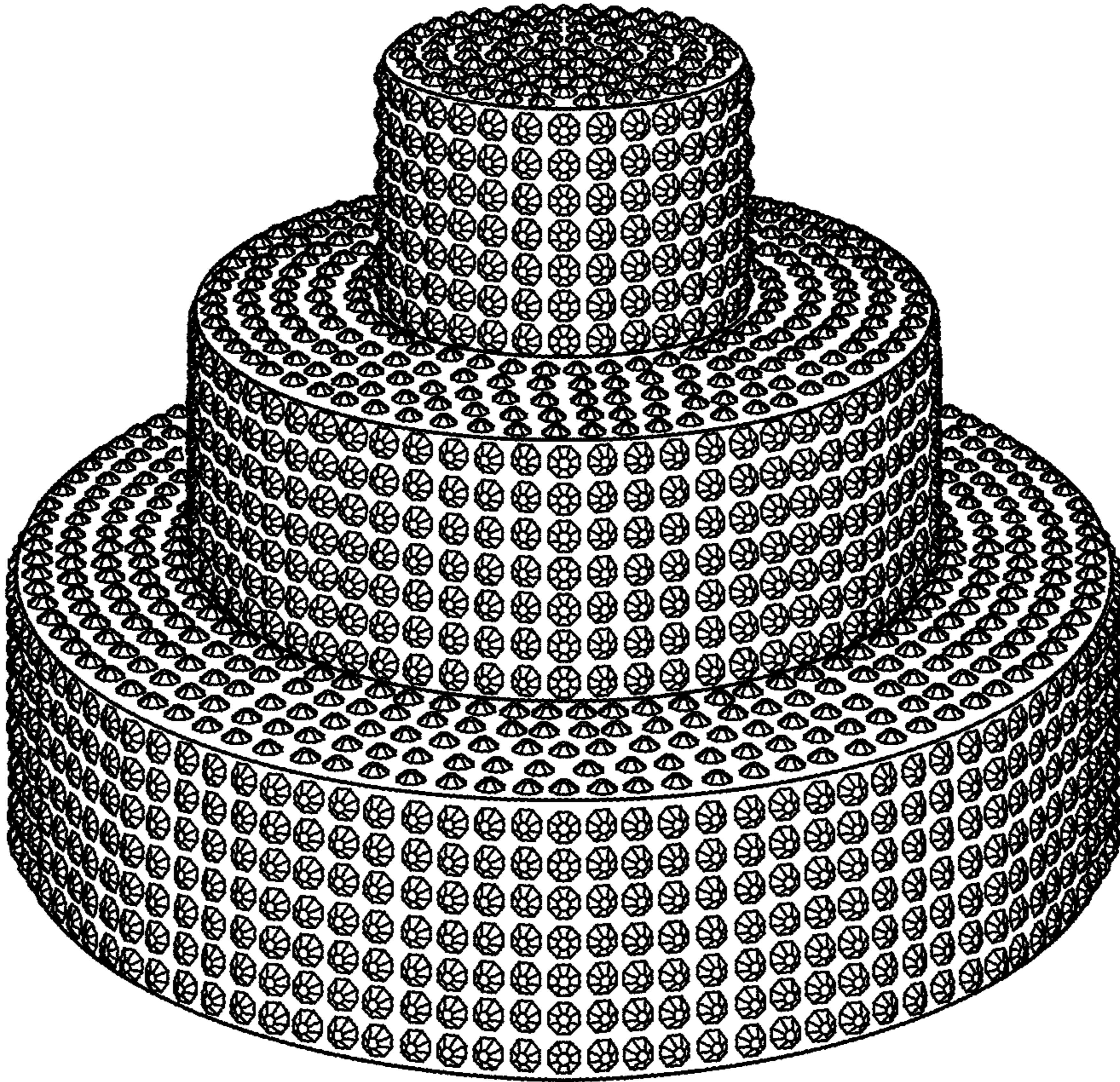


FIG. 2

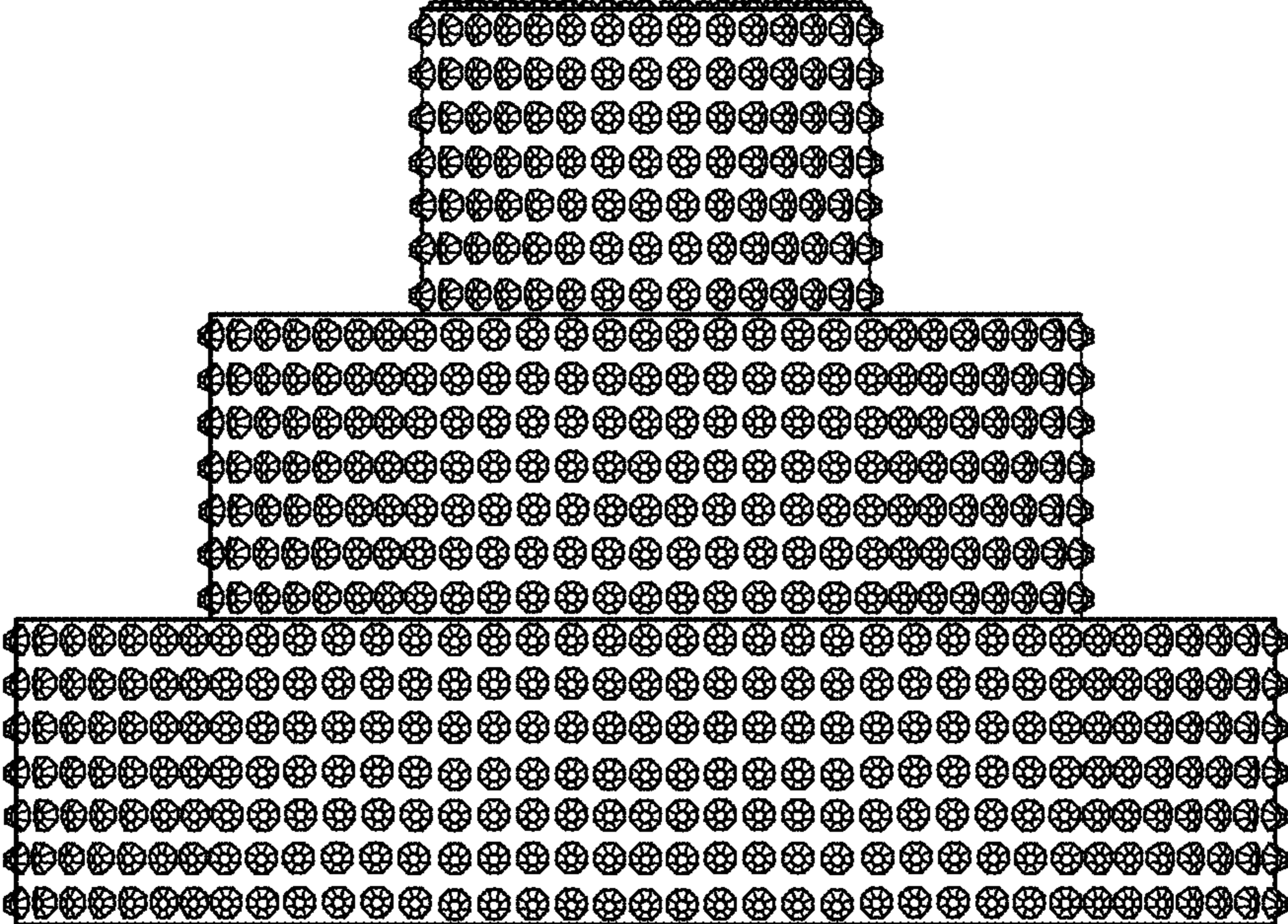




FIG. 3

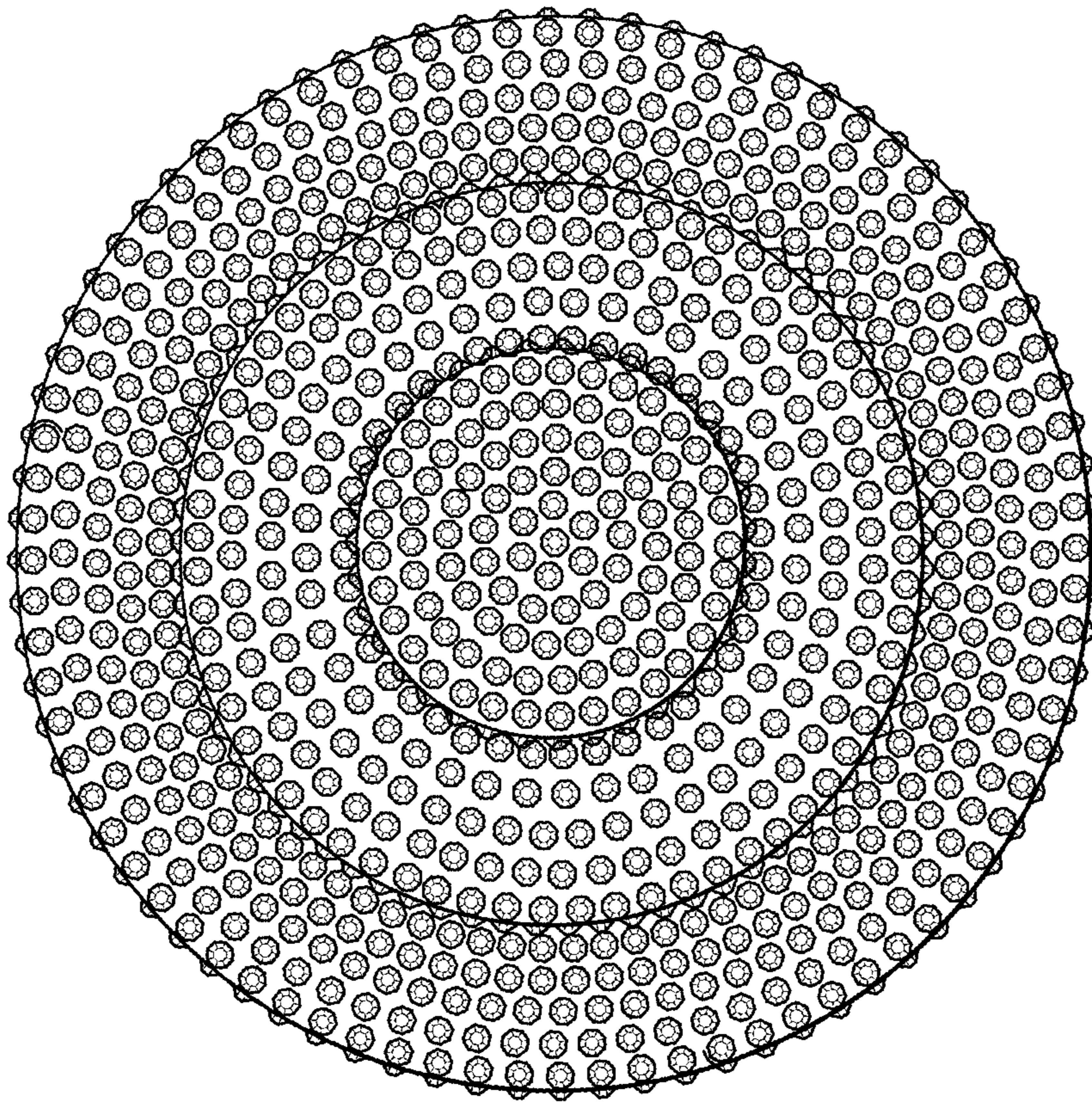




FIG. 4

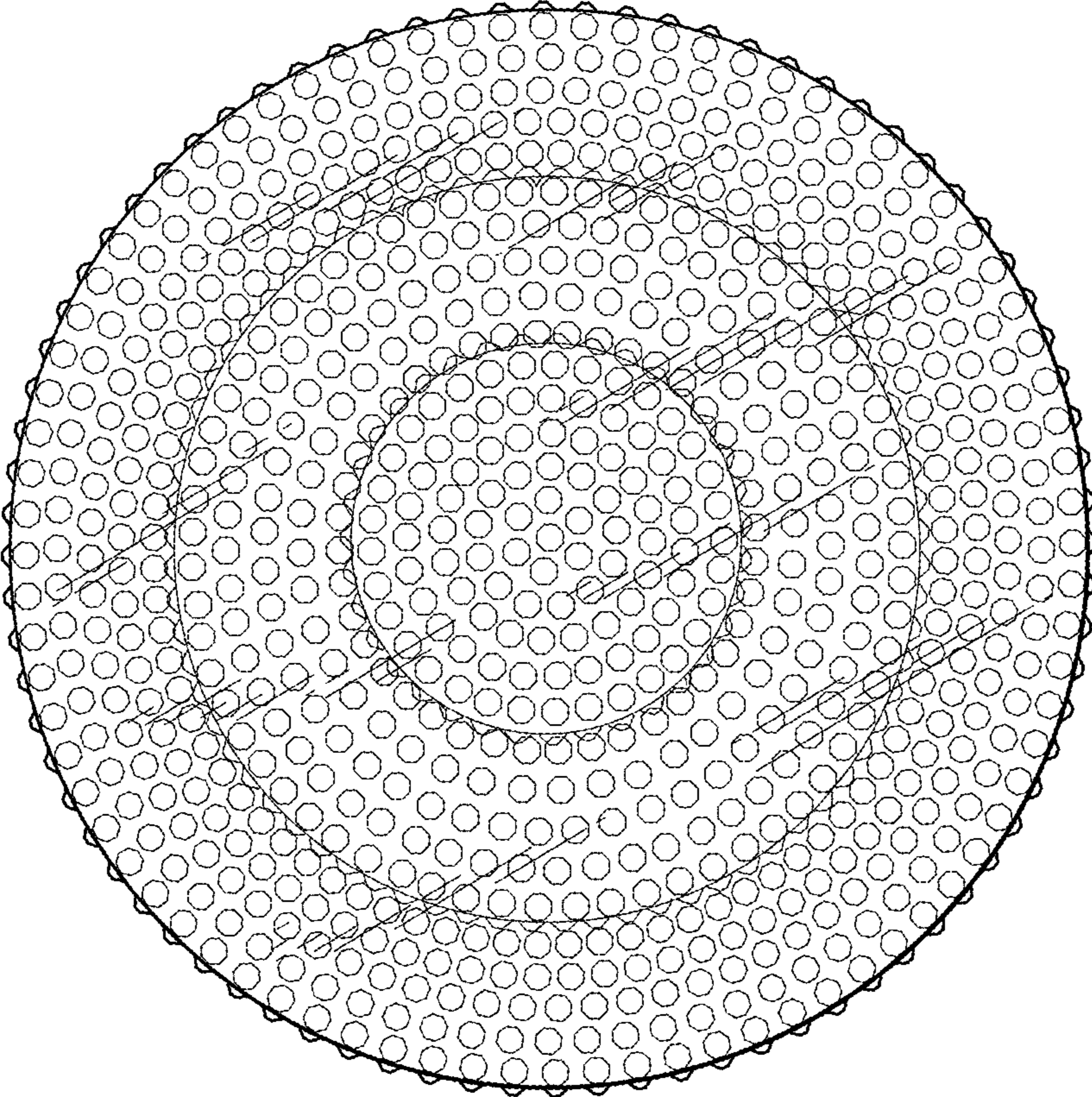


FIG. 5

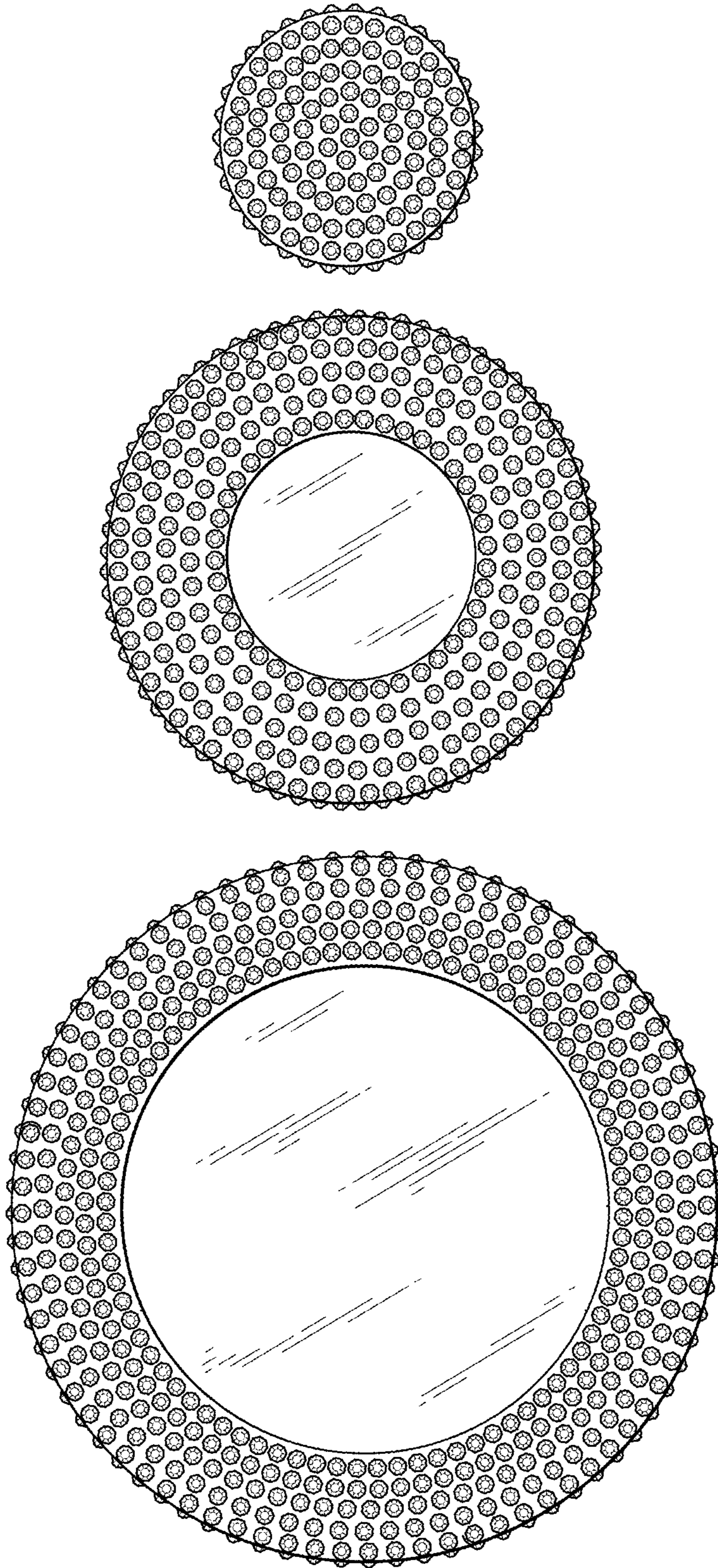




FIG. 6

