



US00D770932S

(12) **United States Design Patent** (10) **Patent No.:** **US D770,932 S**
Gusky et al. (45) **Date of Patent:** **** Nov. 8, 2016**

(54) **PORTION OF A BRACELET**

- (71) Applicant: **Davidor, LLC**, Weston, FL (US)
- (72) Inventors: **David S. Gusky**, Weston, FL (US);
Michael H. Gusky, Weston, FL (US)
- (73) Assignee: **Davidor, LLC**, Weston, FL (US)
- (**) Term: **14 Years**
- (21) Appl. No.: **29/516,634**
- (22) Filed: **Feb. 4, 2015**
- (51) **LOC (10) Cl.** **11-01**
- (52) **U.S. Cl.**
USPC **D11/16**
- (58) **Field of Classification Search**
USPC D11/1-39; 63/1.11, 1.12, 1.13, 1.14,
63/1.15, 3, 3.1, 3.2, 4, 5.1, 5.2, 6, 7, 8, 9,
63/10, 11, 15, 15.1, 15.2, 15.3, 15.4,
63/15.45, 15.5, 15.6, 15.65, 15.7, 15.8,
63/15.9
CPC A44C 5/0007; A44C 5/0069; A44C 5/0084;
A44C 5/003; A44C 15/003; A44C 15/0075;
A44C 17/0208; C09D 179/08
See application file for complete search history.

(56) **References Cited**

U.S. PATENT DOCUMENTS

D62,377 S	5/1923	Heller	
D62,378 S	5/1923	Heller	
D62,381 S	5/1923	Heller	
D62,386 S	5/1923	Heller	
D157,287 S *	2/1950	Philippe	D11/16
D158,004 S *	4/1950	Philippe	D11/15
D170,383 S *	9/1953	Philippe	D11/18

(Continued)

FOREIGN PATENT DOCUMENTS

FR	468489	6/1997
WO	03005851 A1	1/2003

OTHER PUBLICATIONS

U.S. Patent and Trademark Office; Notice of Allowability dated May 13, 2015, as entered in related U.S. Appl. No. 29/479,666 (2 pages).

(Continued)

Primary Examiner — Cynthia Ramirez
Assistant Examiner — Llorelys Martinez-Rivera
(74) *Attorney, Agent, or Firm* — Kevin P. Crosby;
GrayRobinson, P.A.

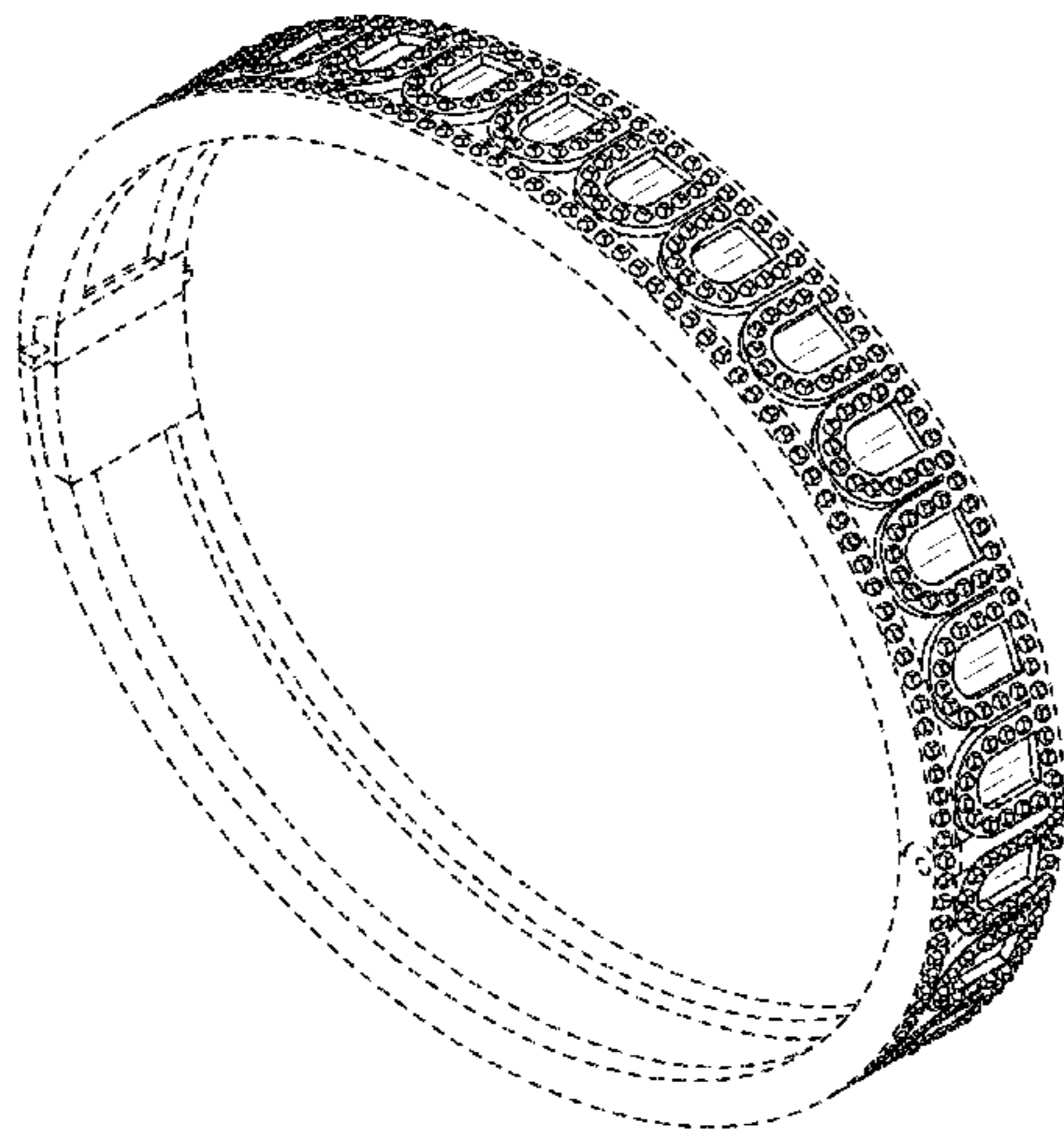
(57) **CLAIM**

The ornamental design for a portion of a bracelet, as shown and described.

DESCRIPTION

FIG. 1 is a top perspective view of a first embodiment of a portion of a bracelet showing our new design; FIG. 2 is a right side elevation view thereof; FIG. 3 is a left side elevation view thereof; FIG. 4 is a front elevation view thereof; FIG. 5 is a rear elevation view thereof; FIG. 6 is a top plan view thereof; FIG. 7 is a bottom plan view thereof; FIG. 8 is a bottom perspective view thereof; FIG. 9 is a top perspective view of a second embodiment of a portion of a bracelet showing our new design; FIG. 10 is a right side elevation view thereof; FIG. 11 is a left side elevation view thereof; FIG. 12 is a front elevation view thereof; FIG. 13 is a rear elevation view thereof; FIG. 14 is a top plan view thereof; FIG. 15 is a bottom plan view thereof; and, FIG. 16 is a bottom perspective view thereof. The broken lines shown in FIGS. 1 through 16 represent environmental subject matter only and form no part of the claimed design.

1 Claim, 12 Drawing Sheets



(56)

References Cited

U.S. PATENT DOCUMENTS

D173,743 S * 12/1954 Katz D11/16
 D173,744 S * 12/1954 Katz D11/16
 D176,667 S * 1/1956 Katz D11/16
 D176,693 S * 1/1956 Katz D11/16
 D178,396 S * 7/1956 Katz D11/16
 D324,003 S 2/1992 Baranes
 D395,844 S 7/1998 Ambar
 D397,954 S 9/1998 Ambar
 D400,817 S 11/1998 Ambar
 D401,183 S 11/1998 Ambar
 D405,178 S 2/1999 Dykes
 D419,479 S * 1/2000 Dostourian D11/17
 D422,238 S 4/2000 Freilich
 D450,009 S * 11/2001 Molfese D11/26
 D456,296 S * 4/2002 Ambar D11/4
 D457,087 S * 5/2002 Torres D11/4
 D457,088 S * 5/2002 Torres D11/4

D457,458 S * 5/2002 Torres D11/3
 D462,922 S 9/2002 Yuan et al.
 6,615,611 B1 9/2003 Schachter et al.
 D485,781 S 1/2004 Ho
 D510,050 S 9/2005 Rachmany et al.
 D533,805 S 12/2006 Hacmon
 D653,150 S 1/2012 Croak
 D666,935 S * 9/2012 Hernandez D11/3
 D738,776 S * 9/2015 Gusky D11/89
 2015/0305451 A1 * 10/2015 Gusky A44C 17/00
 63/32

OTHER PUBLICATIONS

U.S. Patent and Trademark Office; Notice of Allowability dated Feb. 8, 2016, as entered in related U.S. Appl. No. 29/516,274 (4 pages).
 U.S. Patent and Trademark Office; Office Action dated Mar. 16, 2016, as entered in related U.S. Appl. No. 29/539,411 (5 pages).

* cited by examiner

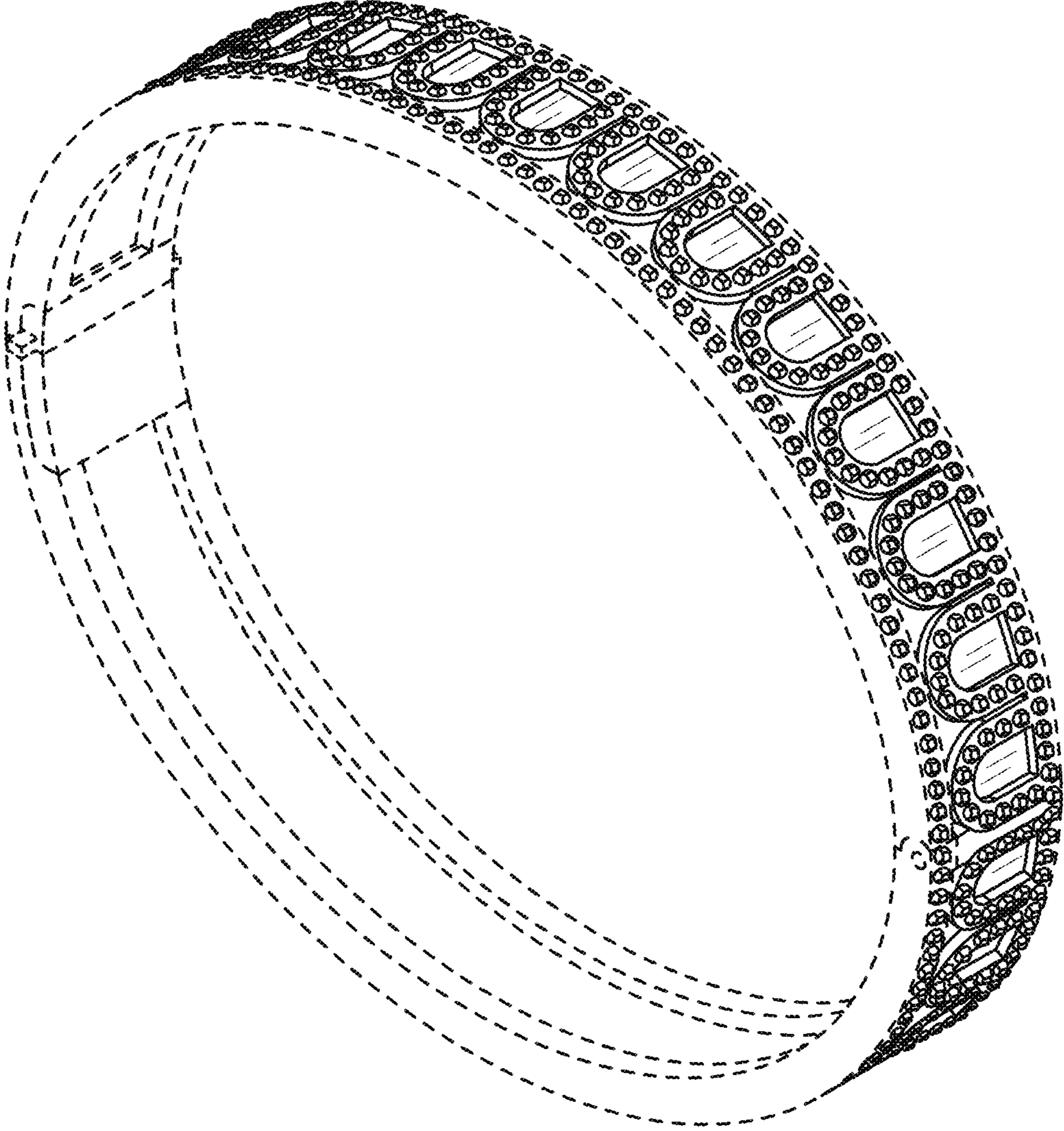


FIG. 1

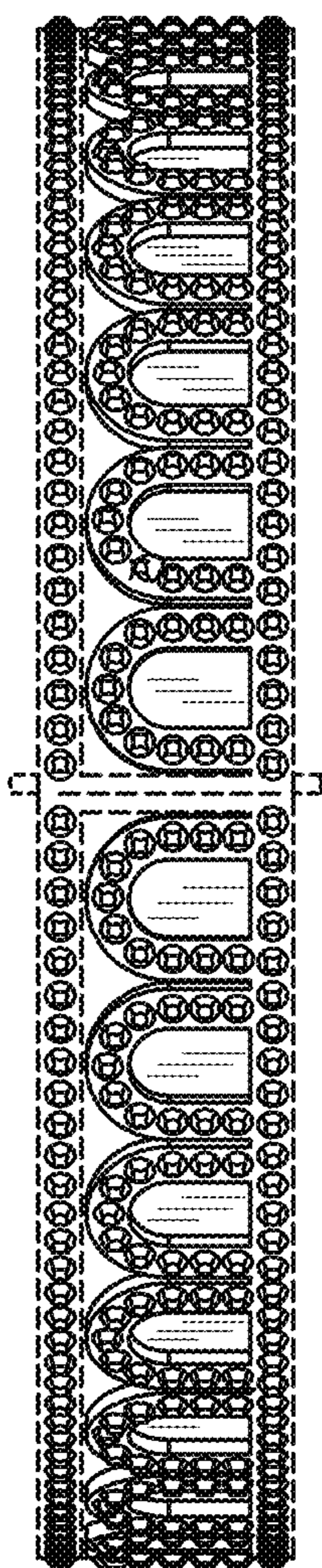


FIG. 2

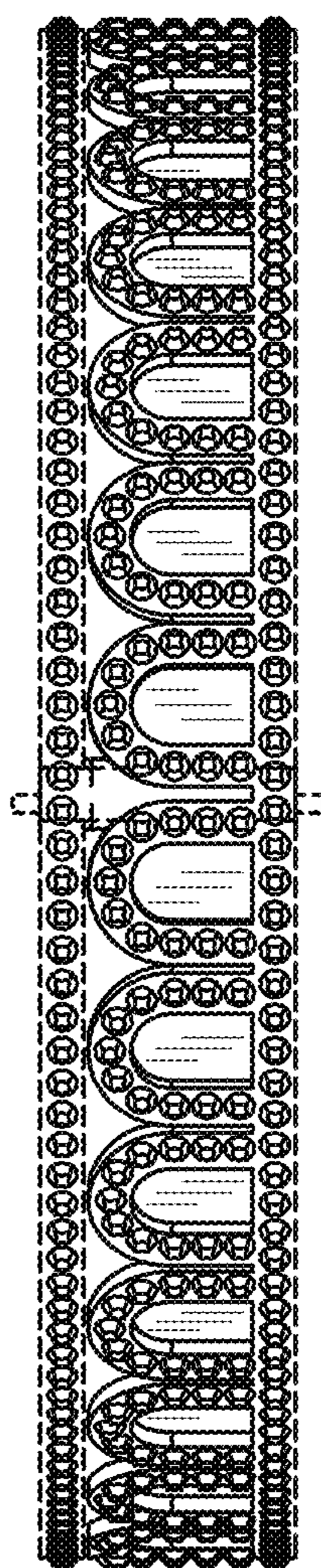


FIG. 3




FIG. 4




FIG. 5

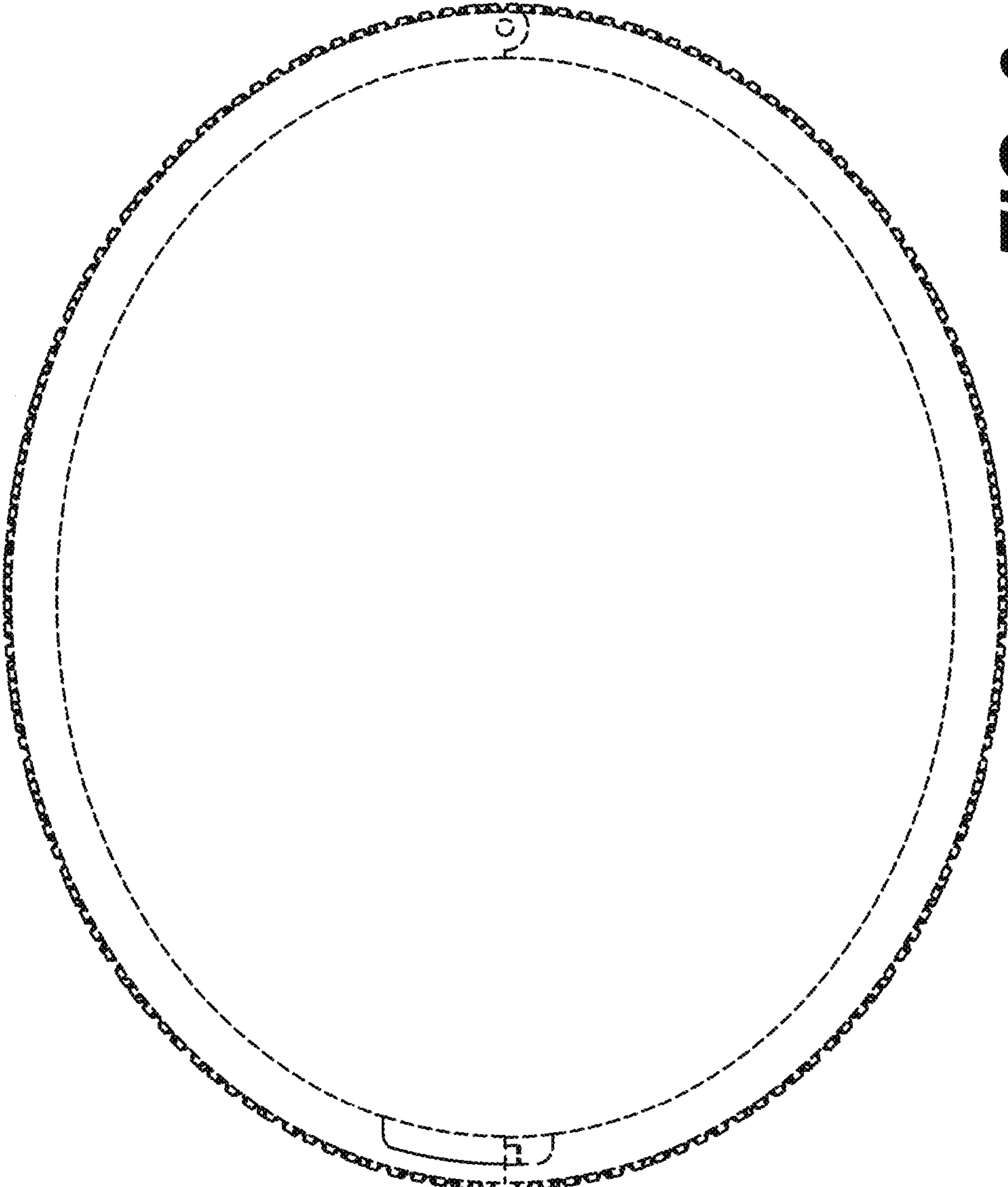


FIG. 6

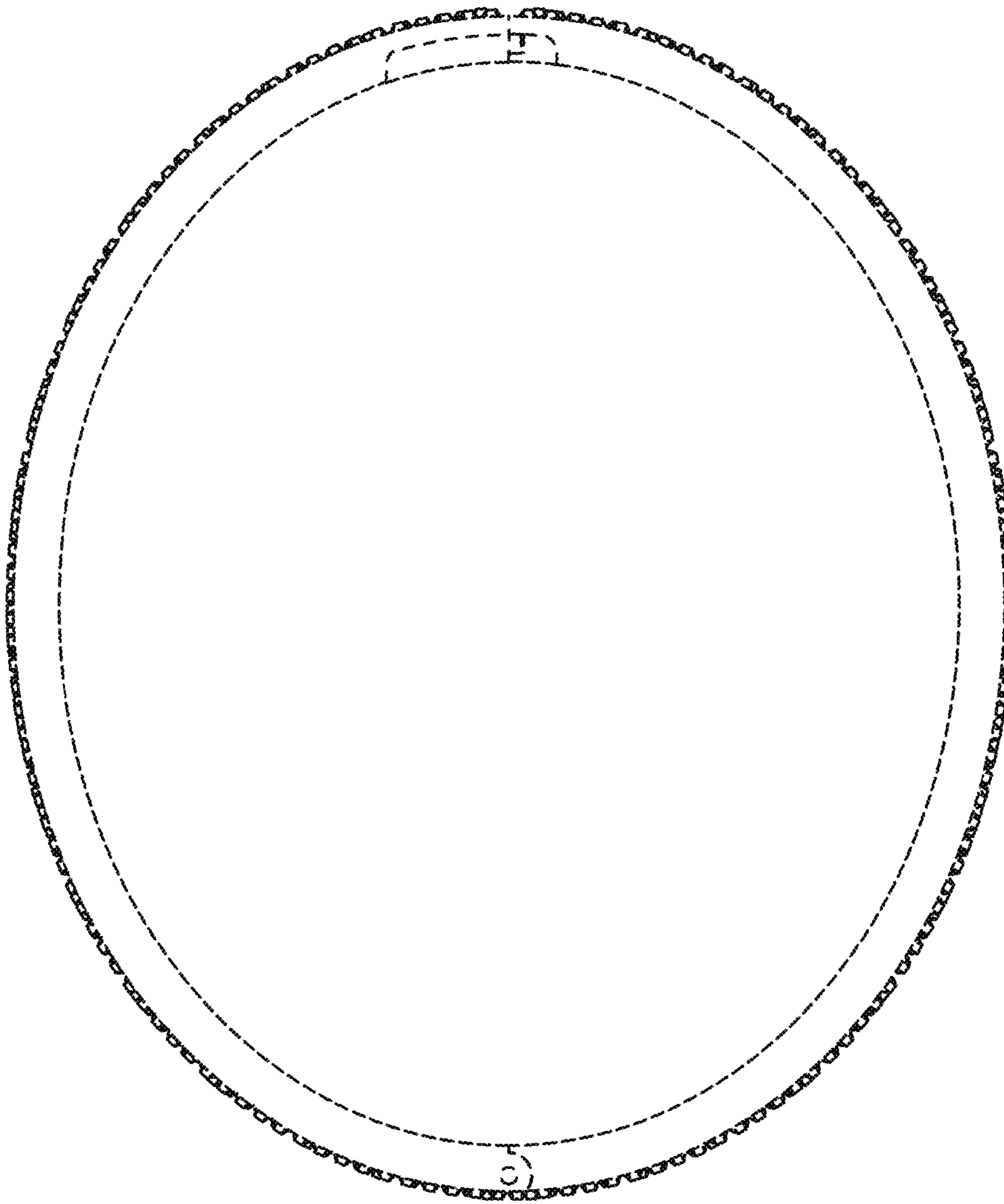


FIG. 7




FIG. 8

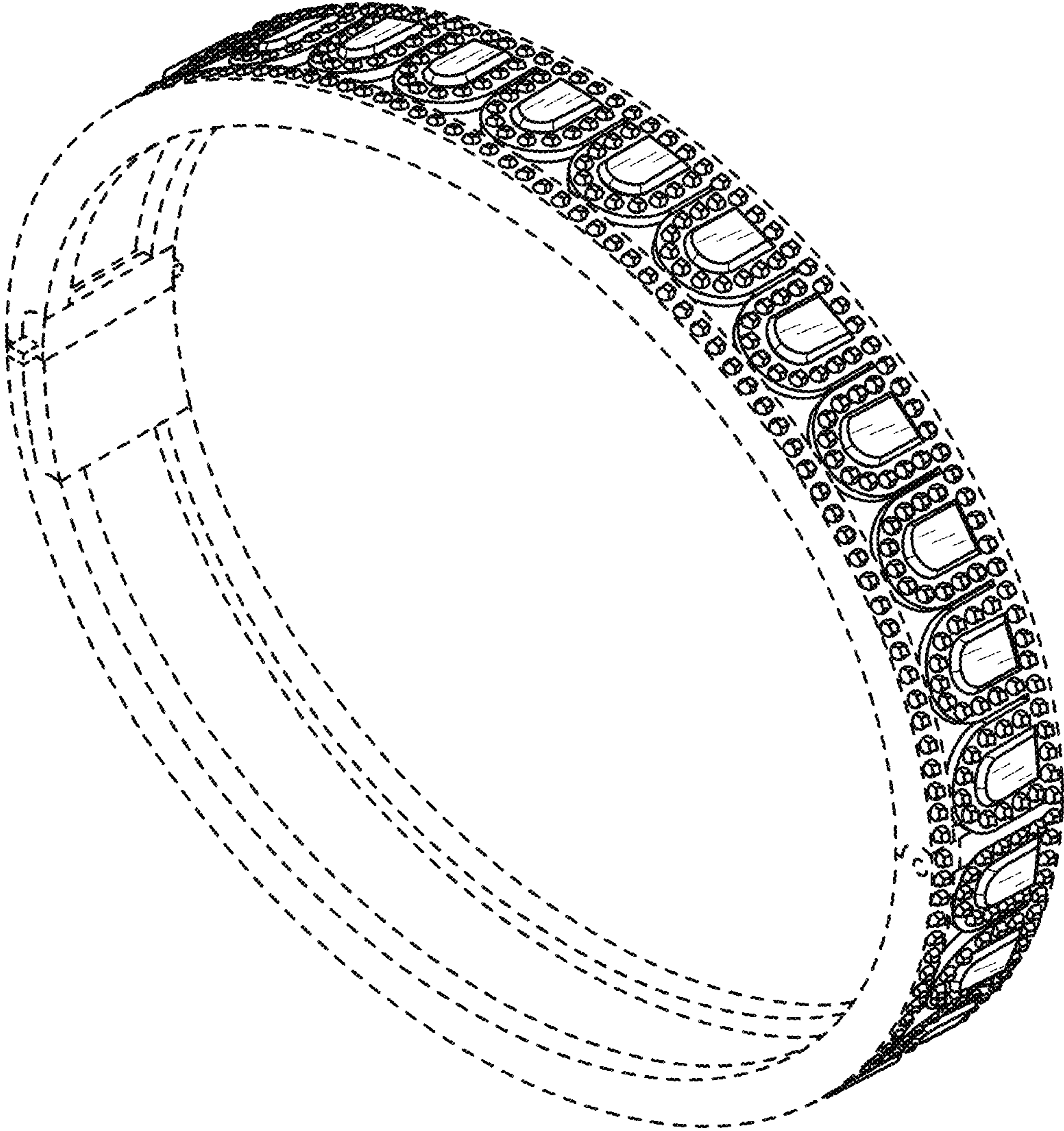


FIG. 9

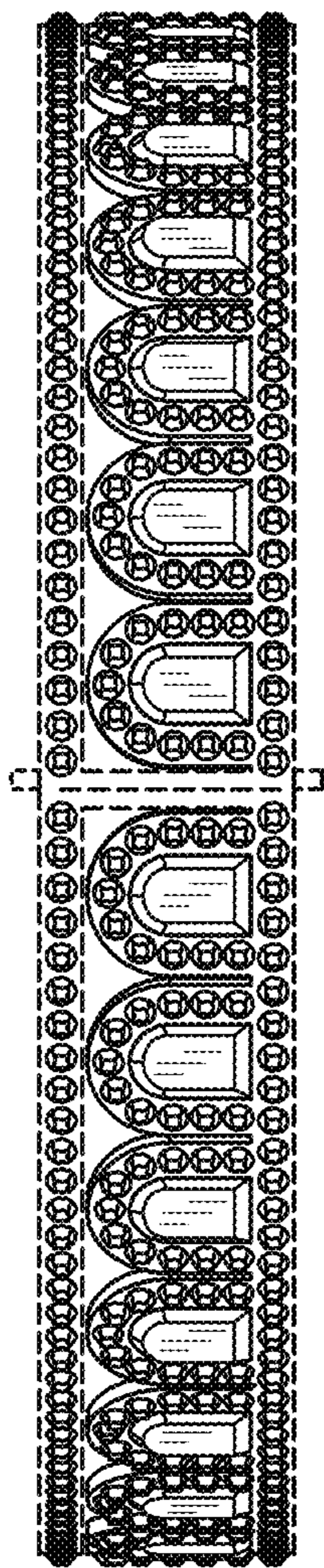


FIG. 10

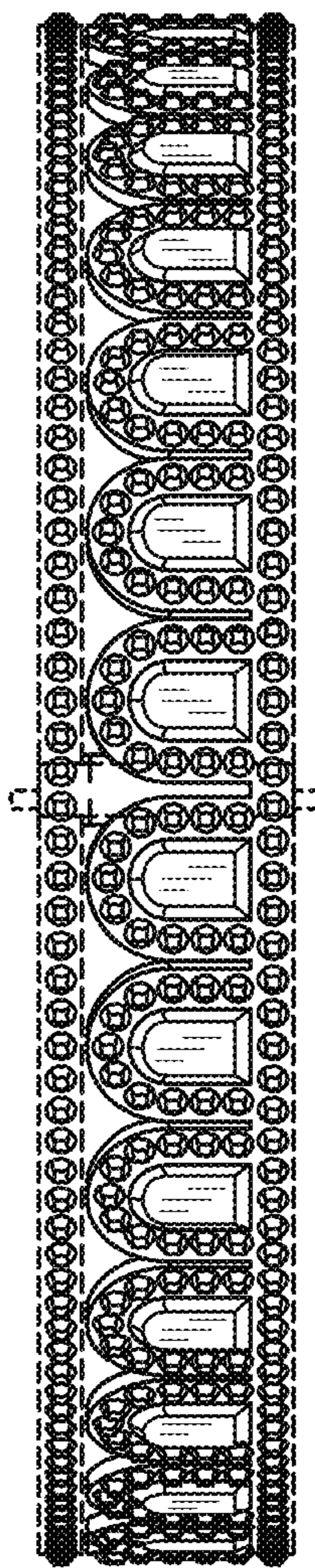


FIG. 11

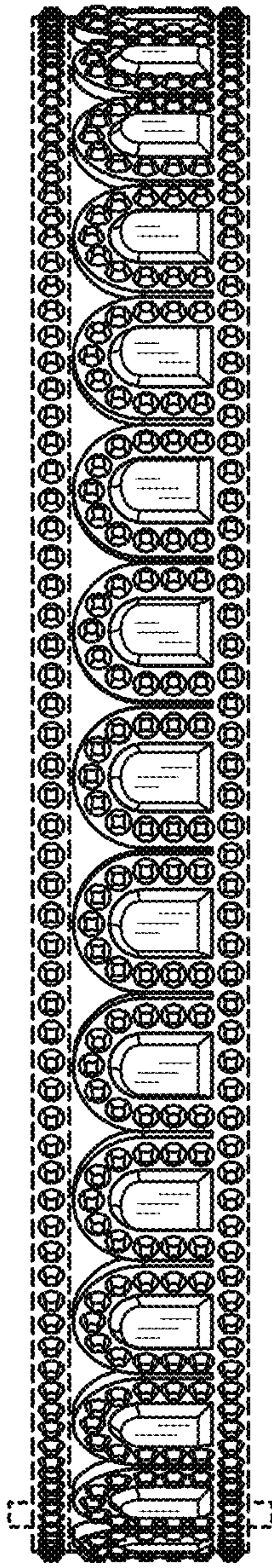


FIG. 12

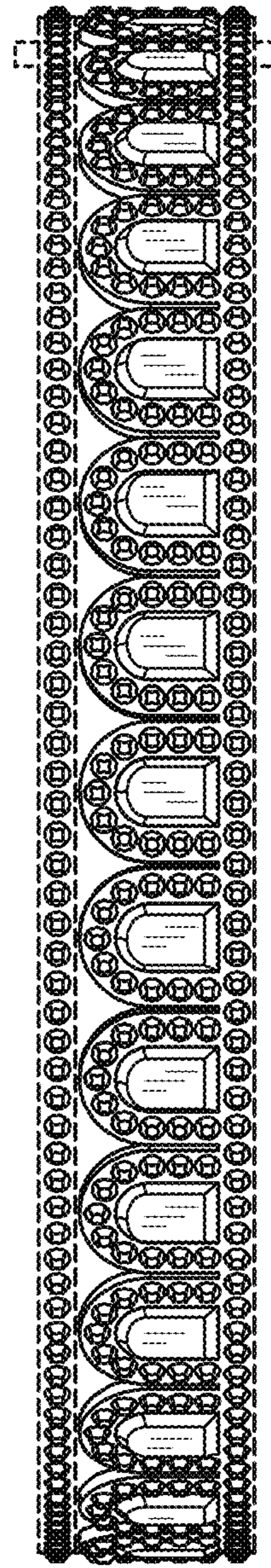


FIG. 13

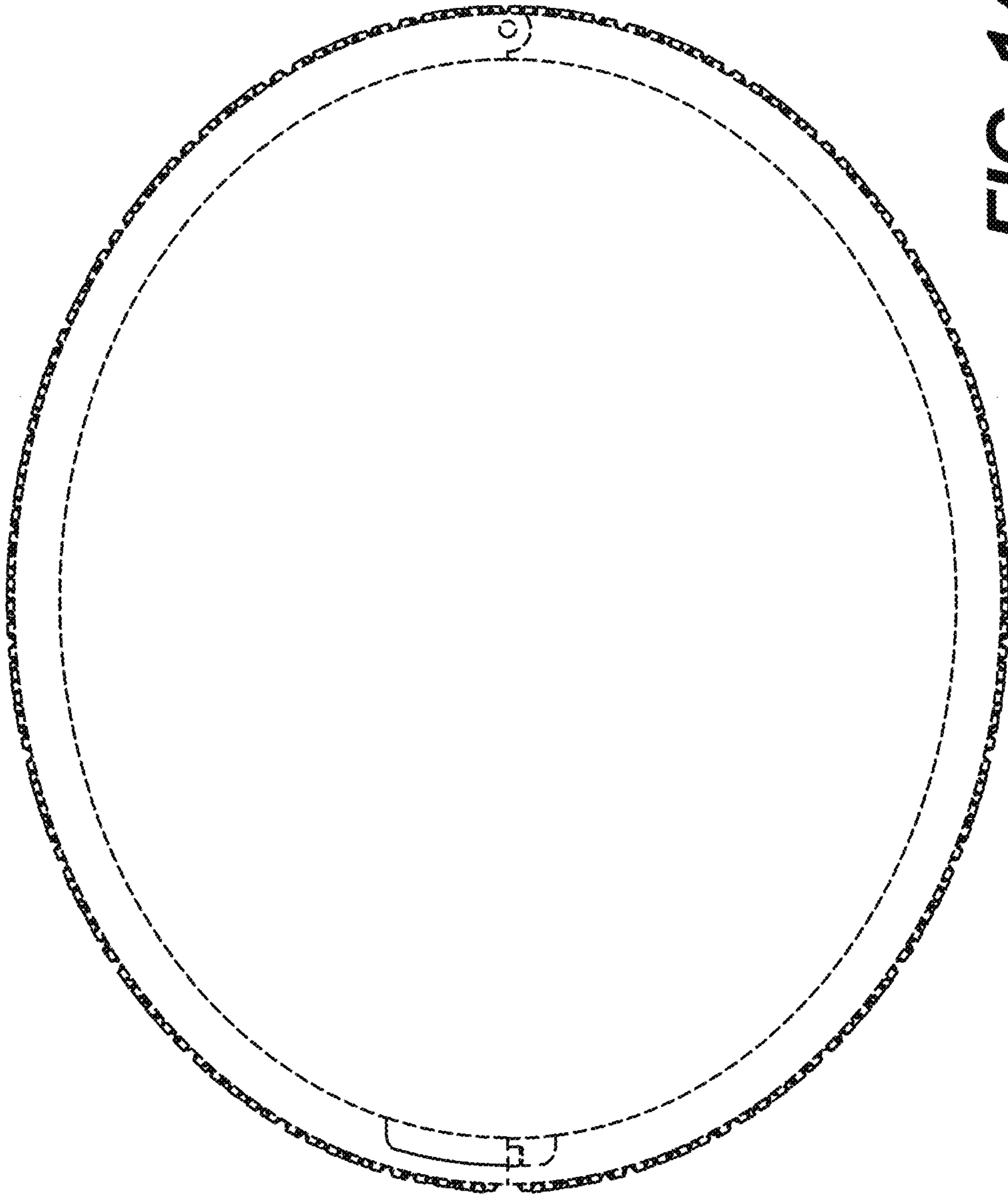


FIG. 14

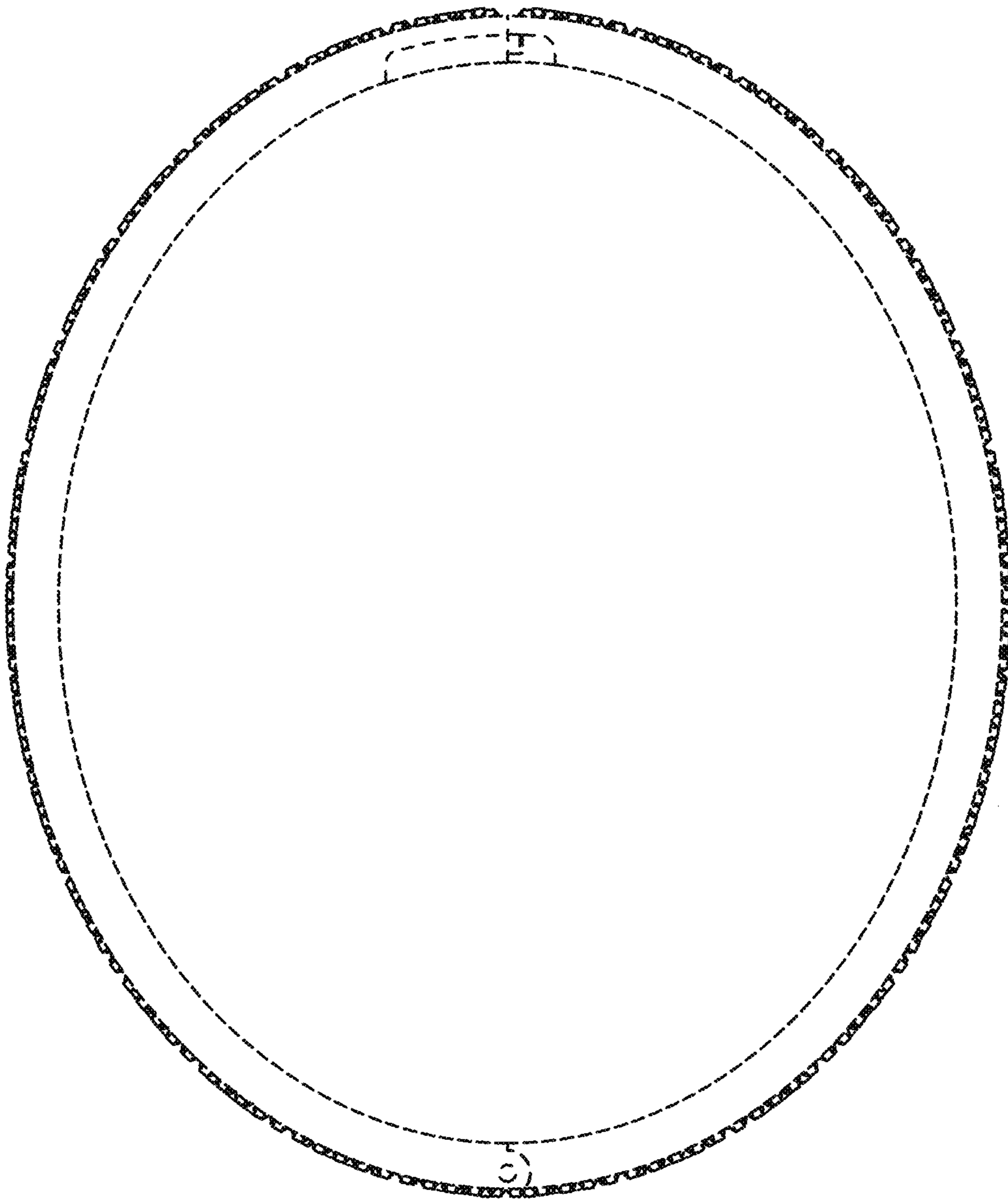


FIG. 15

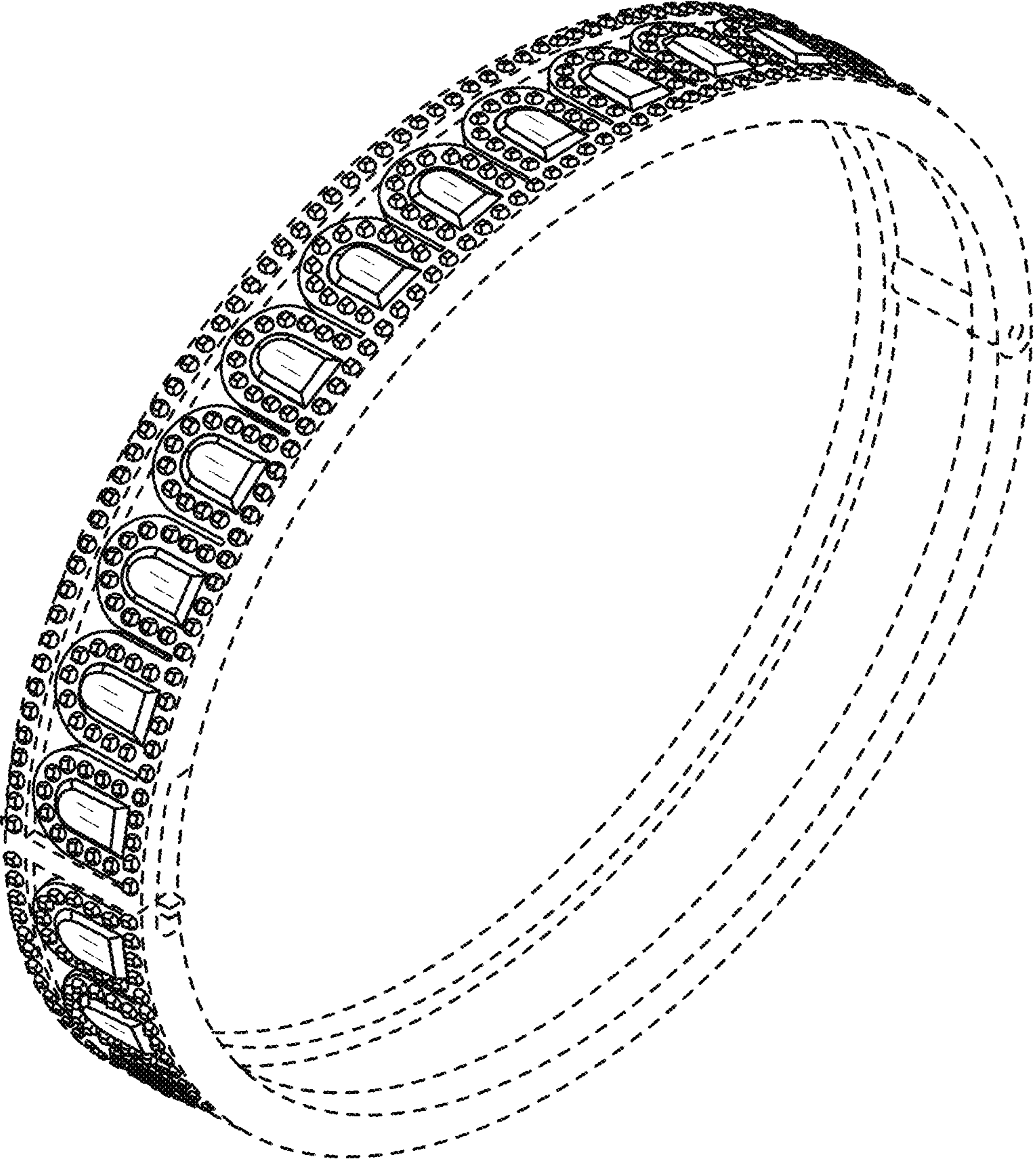


FIG. 16