



US00D770920S

(12) **United States Design Patent**
Lindemann et al.

(10) **Patent No.:** **US D770,920 S**
(45) **Date of Patent:** **** Nov. 8, 2016**

(54) **MEASURING TAPE**
(71) Applicants: **Bradley Joseph Lindemann,**
Kirkwood, MO (US); **Kevin Joseph**
Goughenour, Fenton, MO (US)
(72) Inventors: **Bradley Joseph Lindemann,**
Kirkwood, MO (US); **Kevin Joseph**
Goughenour, Fenton, MO (US)
(73) Assignee: **Joseph Lindemann,** Kirkwood, MO
(US)

1,145,244 A * 7/1915 Hoffmann A41H 25/00
112/153
D199,807 S * 12/1964 Wilson D10/71
D210,097 S * 2/1968 Covey D10/71
D422,517 S * 4/2000 Danon D10/71
D474,986 S * 5/2003 McIntock D10/71
D486,746 S * 2/2004 Tarver, III D10/71
D506,399 S * 6/2005 Tarver, III D10/71
D723,400 S * 3/2015 Marzynski D10/78
D724,973 S * 3/2015 Ramdial D10/70

* cited by examiner

Primary Examiner — Antoine D Davis

(74) *Attorney, Agent, or Firm* — Dunlap Bennett &
Ludwig PLLC

(**) Term: **15 Years**

(21) Appl. No.: **29/531,944**

(22) Filed: **Jun. 30, 2015**

(51) **LOC (10) Cl.** **10-04**

(52) **U.S. Cl.**
USPC **D10/74**

(58) **Field of Classification Search**
USPC D10/71, 74
CPC G01B 3/00; G01B 3/002; G01B 3/004;
G01B 3/006; G01B 3/008; G01B 3/10;
G01B 3/1002; G01B 3/1082
See application file for complete search history.

(56) **References Cited**

U.S. PATENT DOCUMENTS

371,741 A * 10/1887 Darling G01B 3/004
33/494
861,799 A * 7/1907 Breil G01B 3/004
33/494

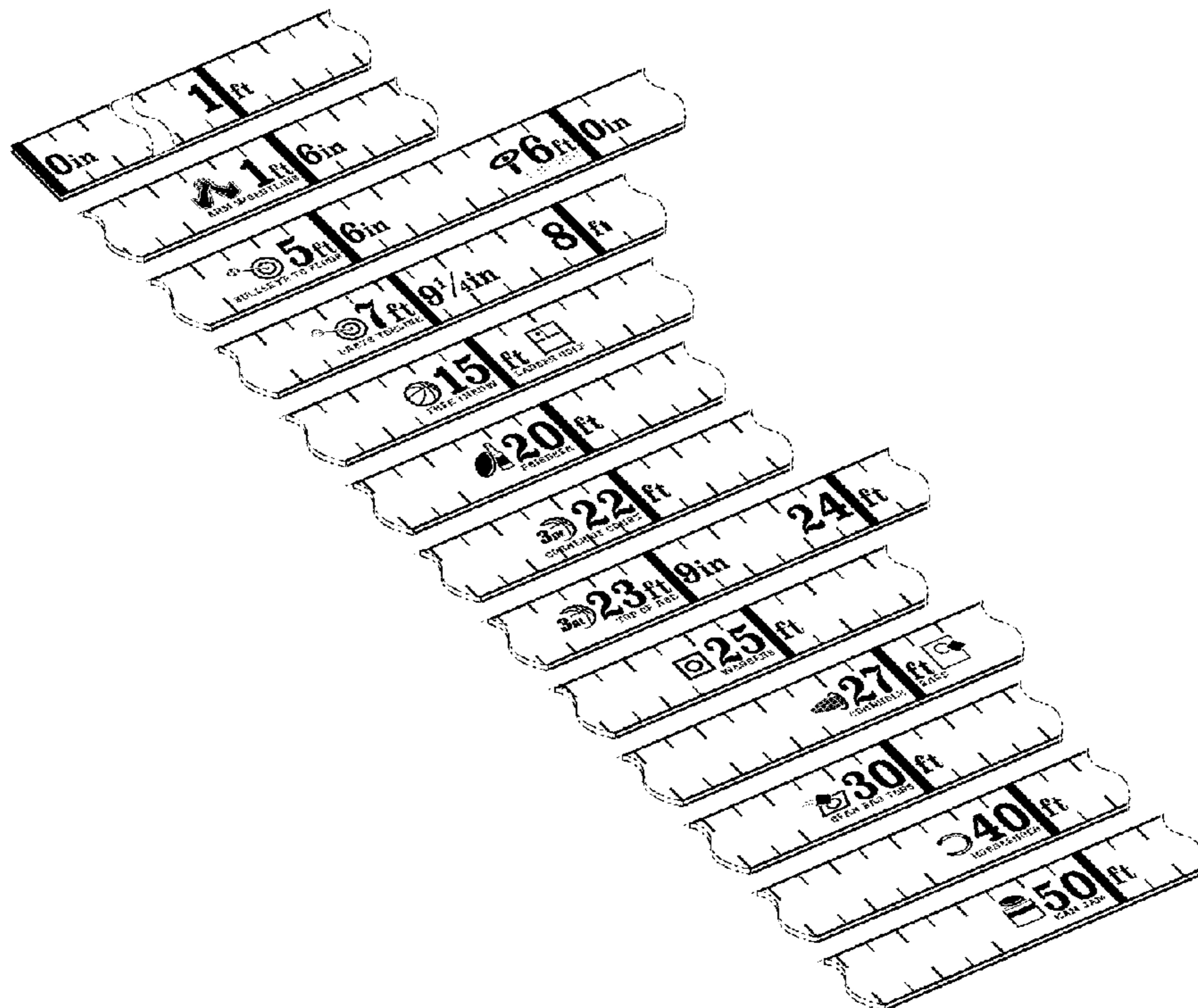
(57) **CLAIM**

The ornamental design for a measuring tape, as shown and described.

DESCRIPTION

FIG. 1 is a front perspective view of a measuring tape;
FIG. 2 is a front elevation view thereof;
FIG. 3 is a rear elevation view thereof;
FIG. 4 is a left side elevation view thereof;
FIG. 5 is a right side elevation view thereof; and,
FIG. 6 is a top plan view thereof, the bottom plan view being
a mirror image thereof.
The cutaway symbols are shown with a symbolic break in its
length. The appearance of any portion of the article between
the break lines forms no part of the claimed design.

1 Claim, 4 Drawing Sheets



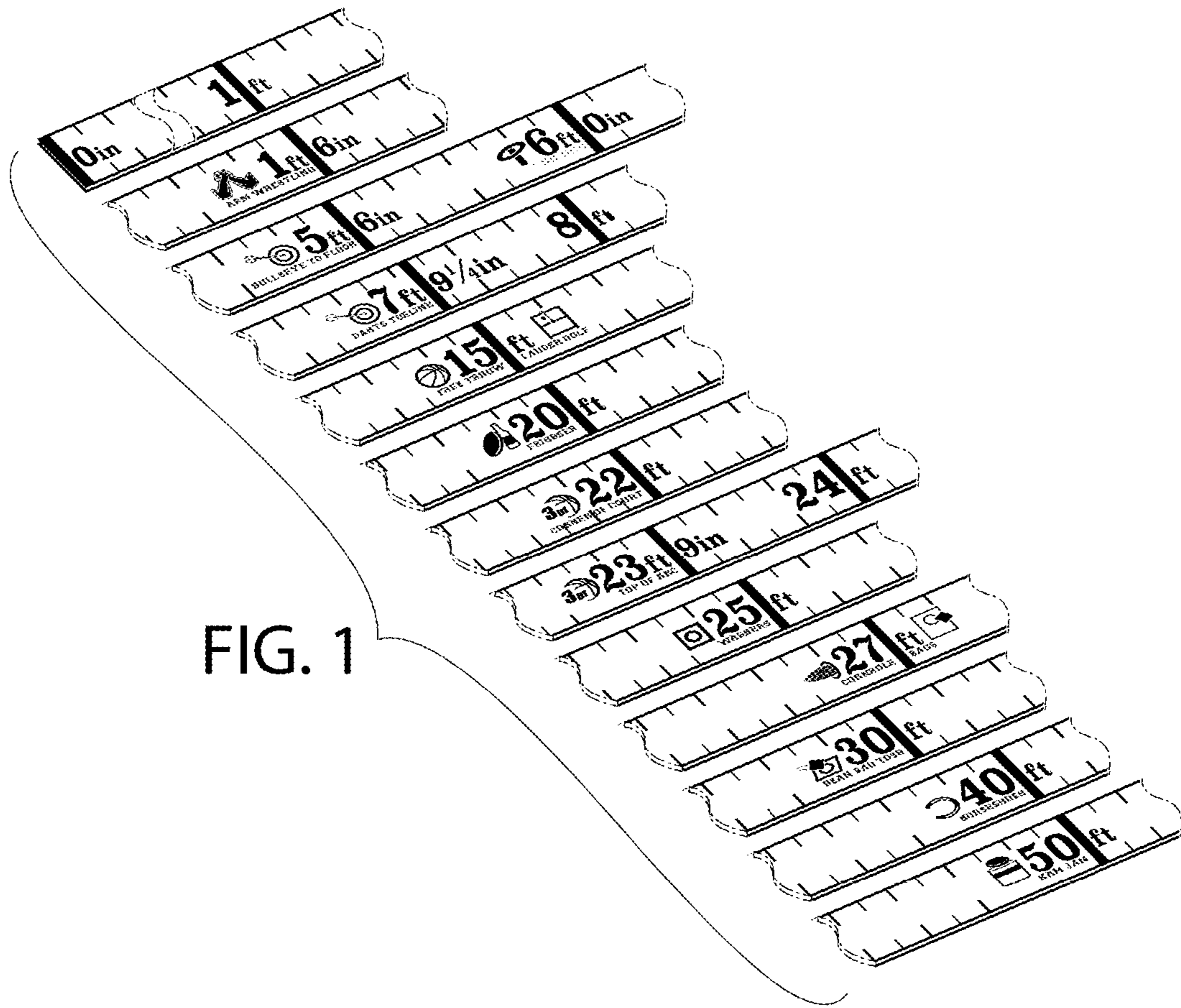


FIG. 1

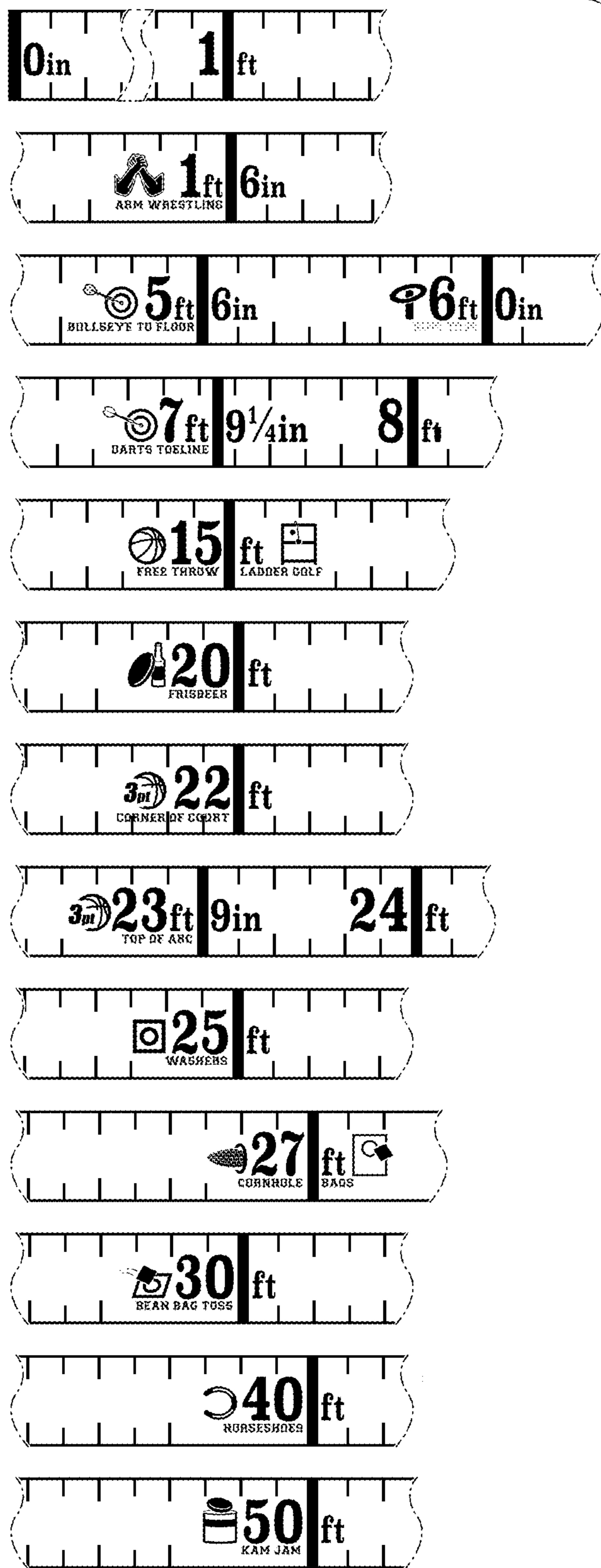


FIG. 2

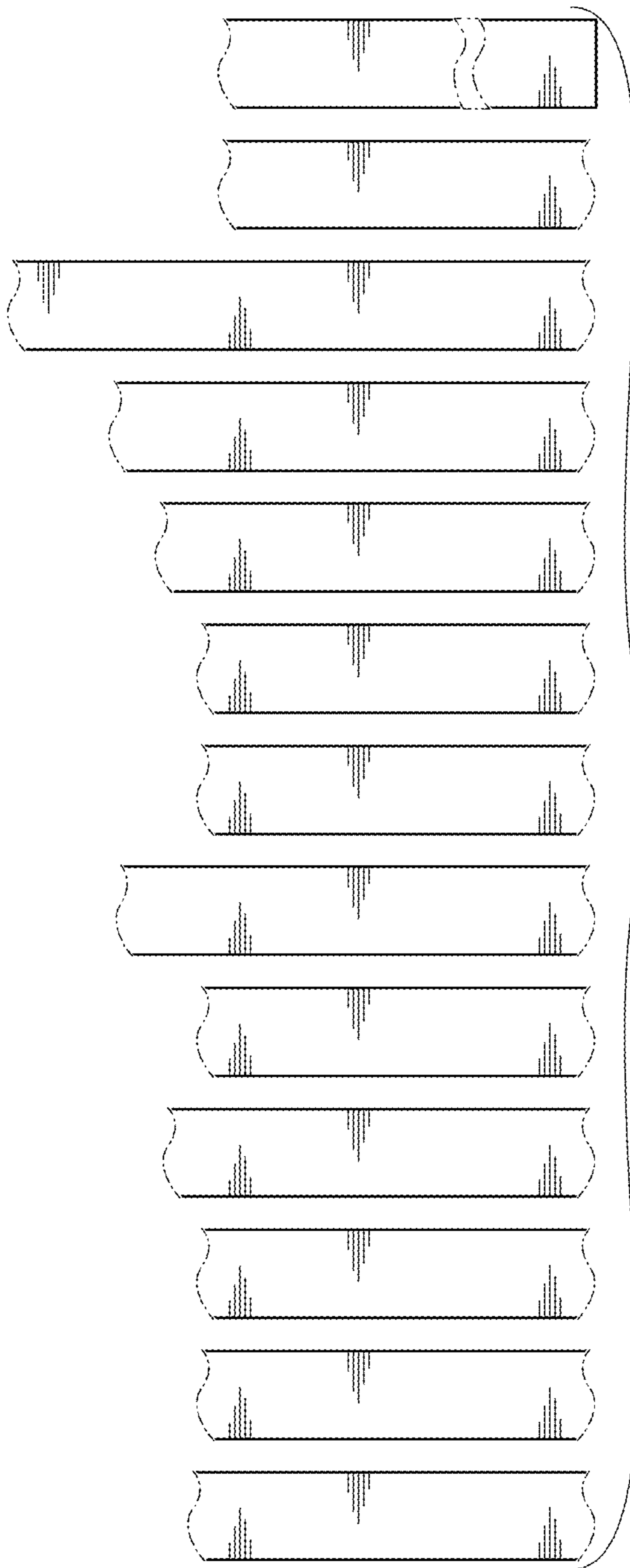


FIG. 3

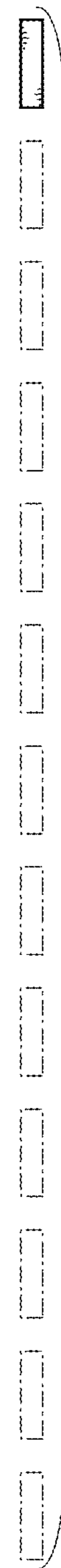


FIG. 4

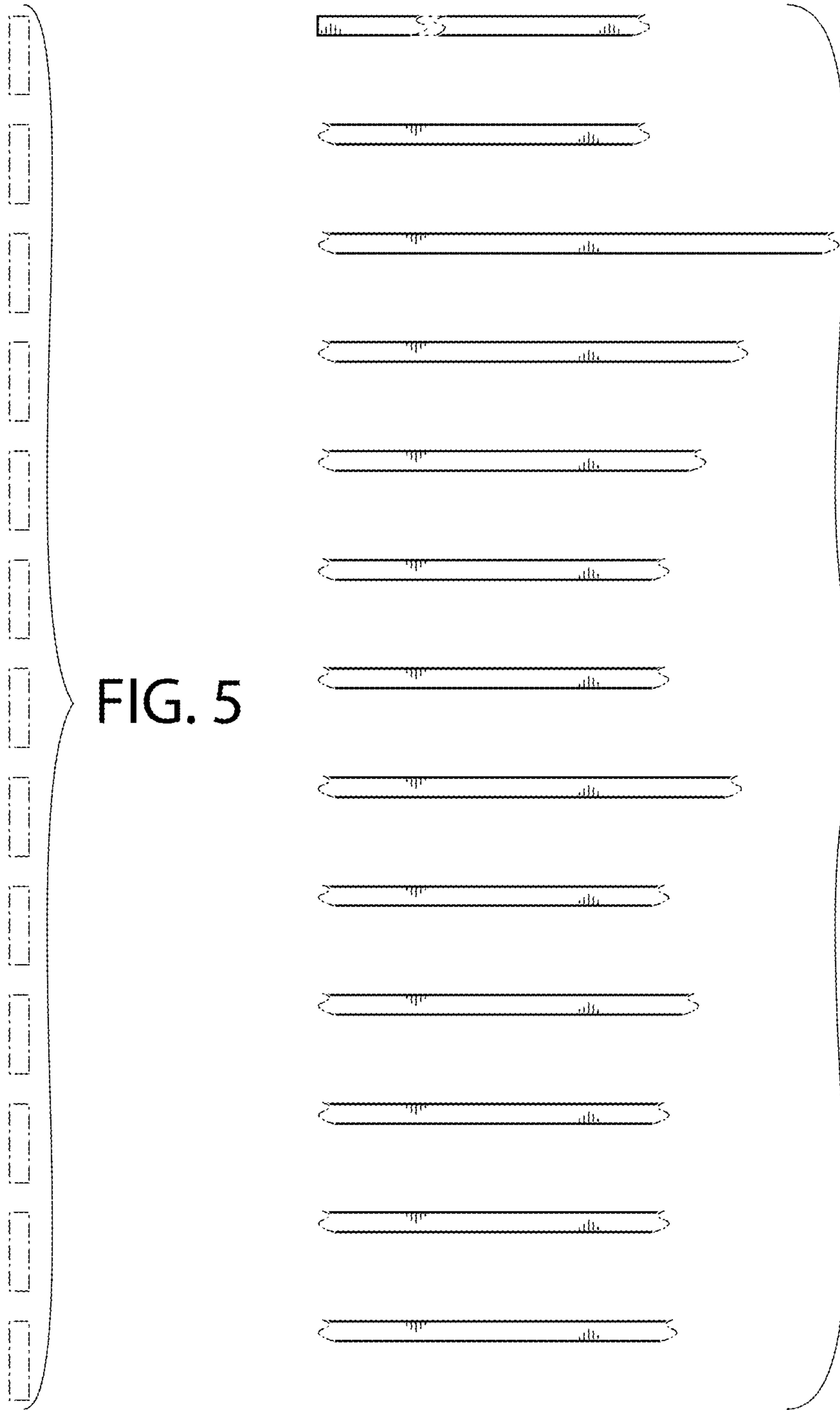


FIG. 5

FIG. 6