



US00D770895S

(12) **United States Design Patent**
Brown

(10) **Patent No.:** **US D770,895 S**
(45) **Date of Patent:** **** Nov. 8, 2016**

(54) **BEVERAGE CAN END WITH LARGE OPENING APERTURE**

D385,192 S * 10/1997 Hurst D9/438
D387,987 S * 12/1997 Neiner D9/438
D396,635 S * 8/1998 McEldowney D9/438

(71) Applicant: **NOVELIS INC.**, Atlanta, GA (US)

(Continued)

(72) Inventor: **McKay C. Brown**, Kennesaw, GA (US)

FOREIGN PATENT DOCUMENTS

(73) Assignee: **Novelis Inc.**, Atlanta, GA (US)

EM 002292722-0001 8/2013

(**) Term: **14 Years**

OTHER PUBLICATIONS

(21) Appl. No.: **29/510,674**

Japanese Patent Application No. 2015-010053, Final Rejection mailed Apr. 5, 2016, 3 pages.

(22) Filed: **Dec. 2, 2014**

(Continued)

(51) **LOC (10) Cl.** **09-07**

(52) **U.S. Cl.**

USPC **D9/454**; D9/434; D9/435; D7/900

(58) **Field of Classification Search**

USPC D3/202; D7/300, 316, 317, 391, 392.1, D7/396.1, 396.2, 397, 398, 509, 510, 511, D7/531, 538, 541, 549, 553.2, 601, 602, D7/605, 619, 629, 703, 900; D9/434, 435, D9/436, 438, 440, 447, 448, 449, 450, 453, D9/454, 502, 503, 504, 529, 763, 767, 772, D9/779, 780, 903, 906, 907; D24/121, D24/127, 199, 224; 54/492; 220/212, 254.1, 220/256.1, 270, 271, 272, 273, 276, 366.1, 220/367.1, 906; 206/216, 219, 541, 222, 206/221, 220; 215/200, 228, 305, 306; 222/81, 83, 519, 153.01, 158, 192, 222/205, 530, 533, 556
CPC B65D 51/16; B65D 50/041; B65D 23/00; B65D 1/00; B65D 1/02; B65D 1/0223; B65D 2501/00; B65D 2501/0009; B65D 83/06; B65D 43/00; B65D 43/02

See application file for complete search history.

Primary Examiner — Thomas Johannes

Assistant Examiner — Catherine Posthauer

(74) *Attorney, Agent, or Firm* — Kilpatrick Townsend & Stockton LLP

(57) **CLAIM**

The ornamental design for a beverage can end with large opening aperture, as shown and described.

DESCRIPTION

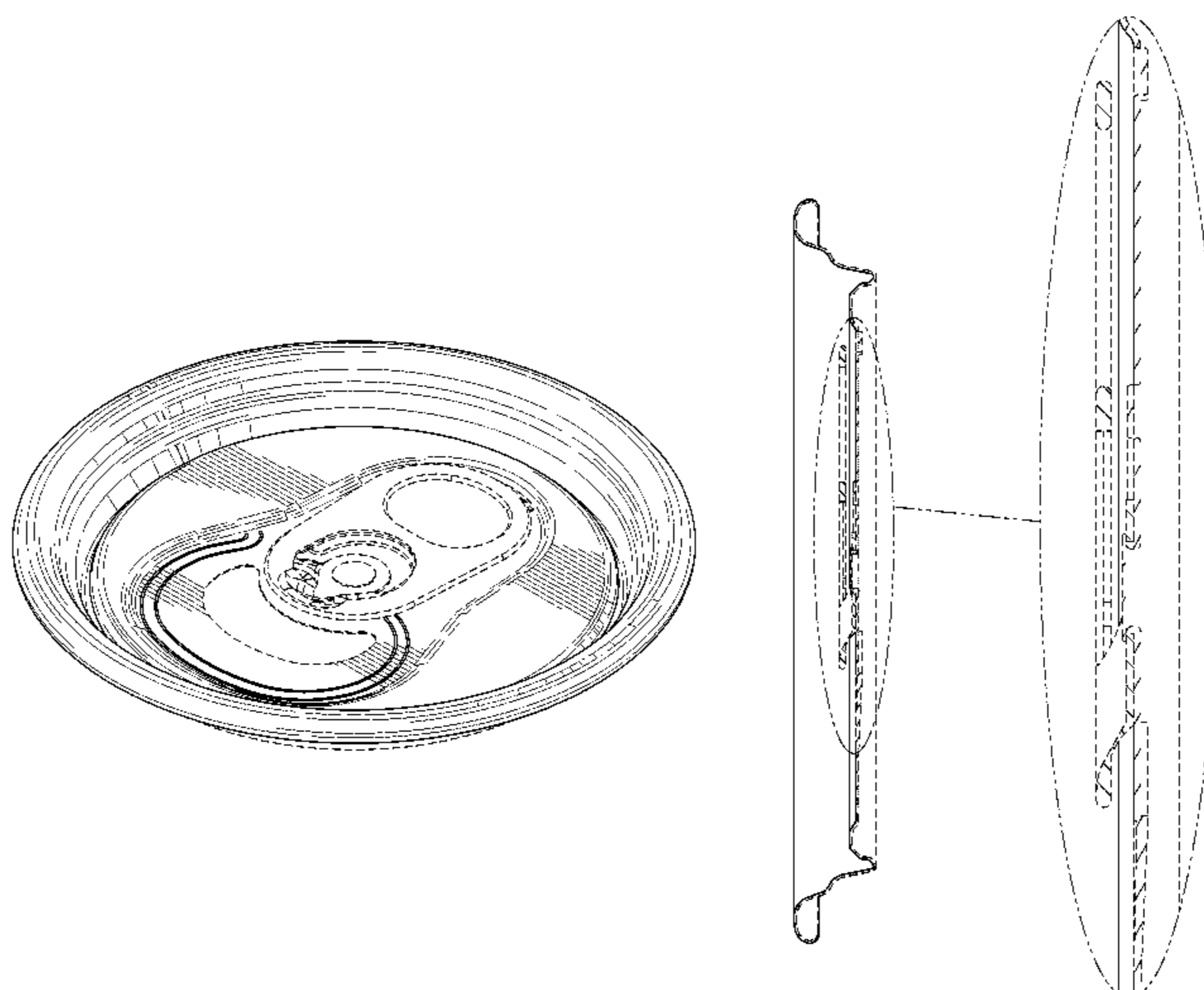
FIG. 1 is a top perspective view of a beverage can end with large opening aperture.
FIG. 2 is another top perspective view thereof;
FIG. 3 is another top perspective view thereof;
FIG. 4 is another top perspective view thereof;
FIG. 5 is a bottom perspective view thereof;
FIG. 6 is a top view thereof;
FIG. 7 is a side view thereof, with all other side views being a mirror image thereof;
FIG. 8 is a bottom view thereof;
FIG. 9 is a cross sectional view thereof, taken in the direction of line 9-9 of FIG. 6; and,
FIG. 10 is a cross sectional view thereof, taken in the direction of line 10-10 of FIG. 6.
The broken lines form no part of the claimed design.

(56) **References Cited**

U.S. PATENT DOCUMENTS

D352,898 S * 11/1994 Vacher D9/438
D365,988 S * 1/1996 Clarke, III D9/438

1 Claim, 7 Drawing Sheets



(56)

References Cited

U.S. PATENT DOCUMENTS

D397,296 S * 8/1998 McEldowney D9/438
 D402,887 S * 12/1998 Hurst D9/438
 D410,844 S * 6/1999 Hurst D9/438
 D415,026 S * 10/1999 Turner D9/438
 D424,438 S * 5/2000 Turner D9/438
 D434,983 S * 12/2000 Hurst D9/438
 D448,666 S * 10/2001 Fields D9/438
 D476,889 S * 7/2003 Fields D9/438
 D507,485 S * 7/2005 Fields D9/438
 RE42,485 E * 6/2011 Fields D9/438
 D650,276 S * 12/2011 Nesling D9/438
 D650,277 S * 12/2011 Nesling D9/438
 D650,278 S * 12/2011 Nesling D9/438
 D653,109 S * 1/2012 Stammen D9/438
 D653,944 S * 2/2012 Seki D9/438
 D685,266 S * 7/2013 Burleson, Jr. D9/435
 D694,108 S * 11/2013 Dunn D9/435
 D715,144 S * 10/2014 Scott D9/438

D750,488 S * 3/2016 Jacober D9/438
 2005/0115976 A1 * 6/2005 Watson B65D 17/08
 220/619
 2009/0200304 A1 * 8/2009 Wendle B65D 17/165
 220/260

OTHER PUBLICATIONS

Japanese Patent Application No. 2015-010053, Office Action mailed Sep. 8, 2015, 5 pages.
 Bigstock, "Closeup of Aluminum Soda Can on White," <http://www.bigstockphoto.com/image-41860000/stock-photo-closeup-of-aluminum-soda-can-on-white>, 2 pages, available at least as early as May 19, 2014.
 Holt, Steve, "Designing the Perfect Pour: Is New England the Birthplace of the Perfect Beer Can?," The District, Feb. 21, 2014, <http://www.drivethedistrict.com/2014/02/21/has-sam-adams-invented-the-perfect-beer-can/>, 2 pages.

* cited by examiner

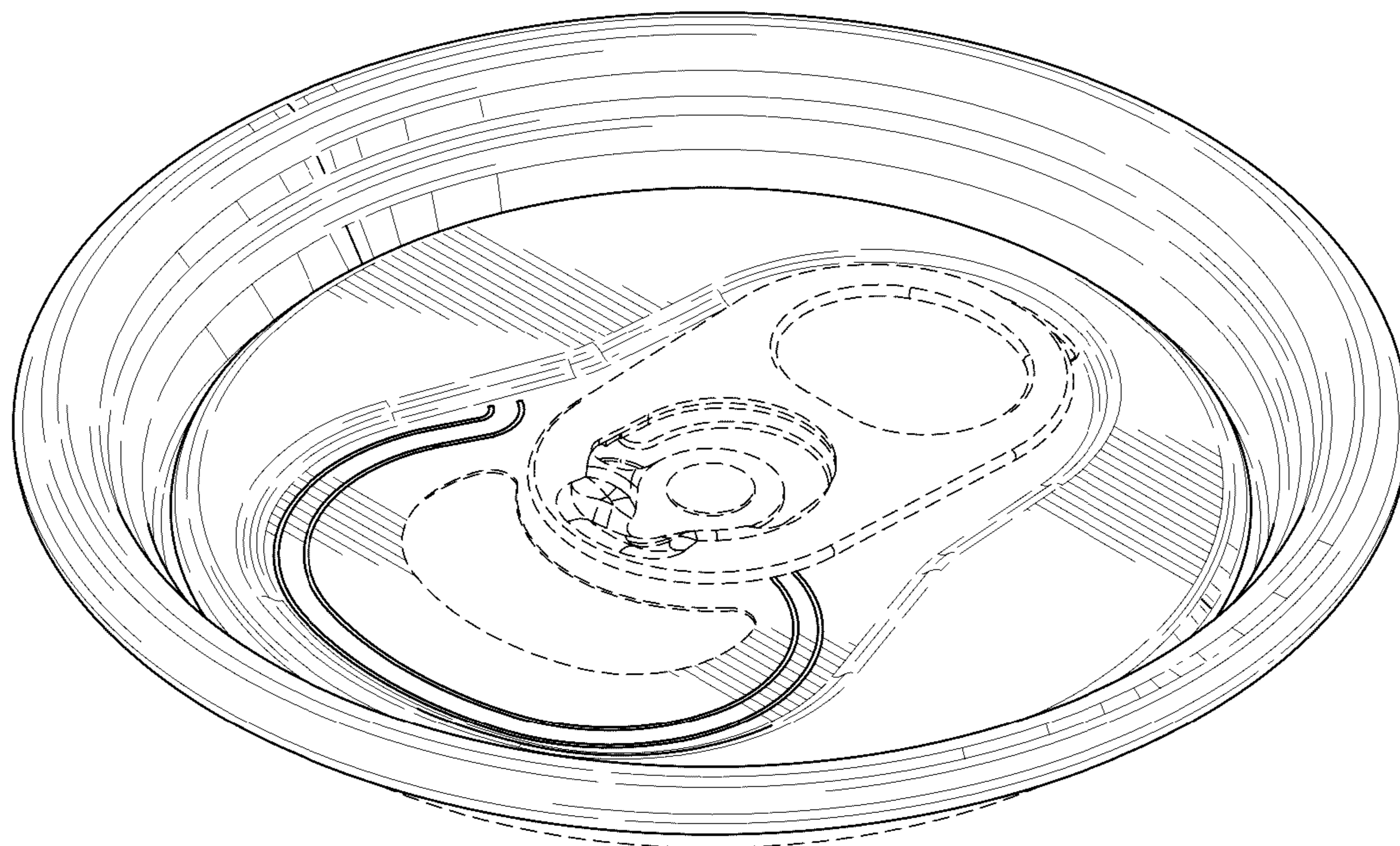


FIG. 1

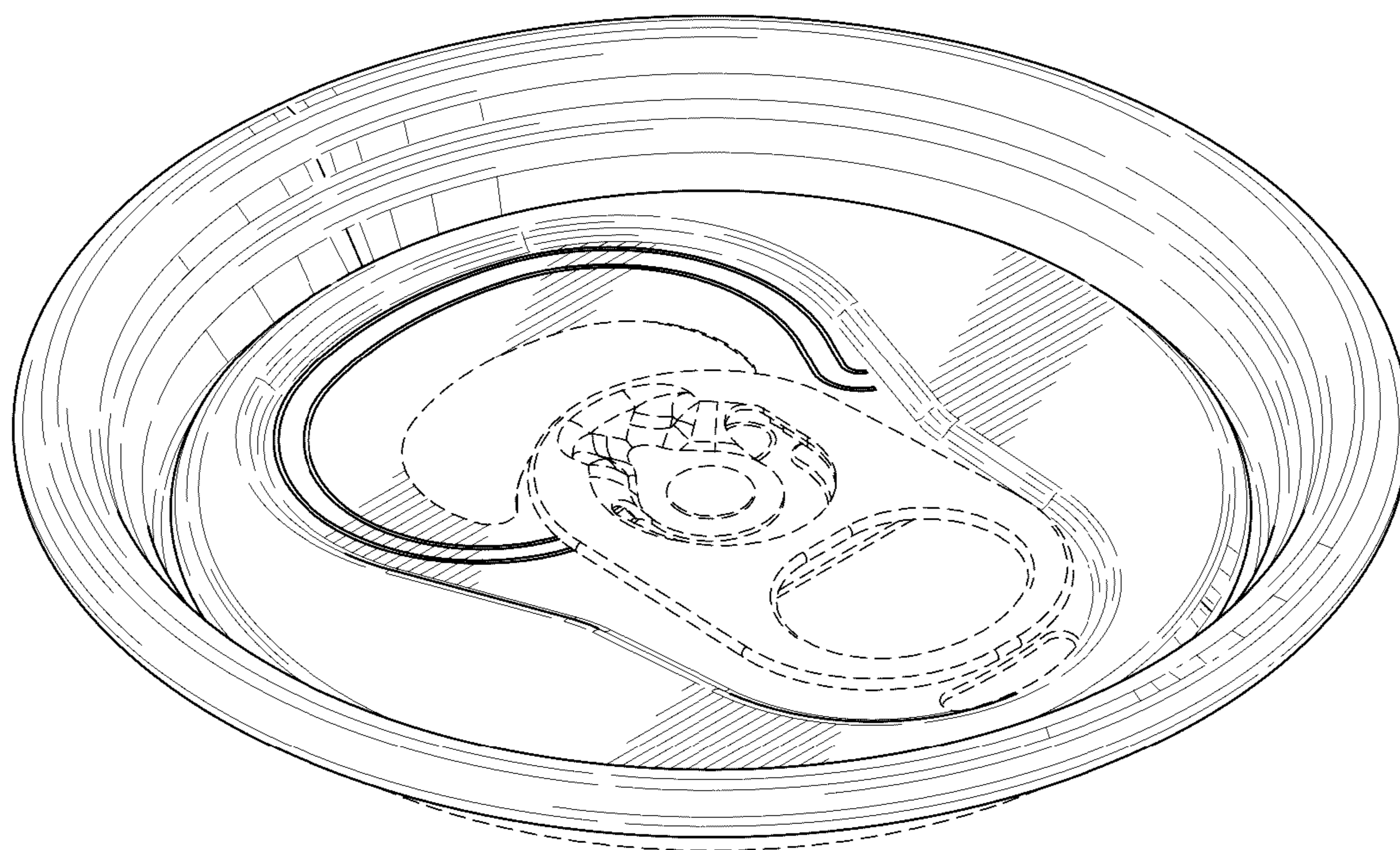


FIG. 2

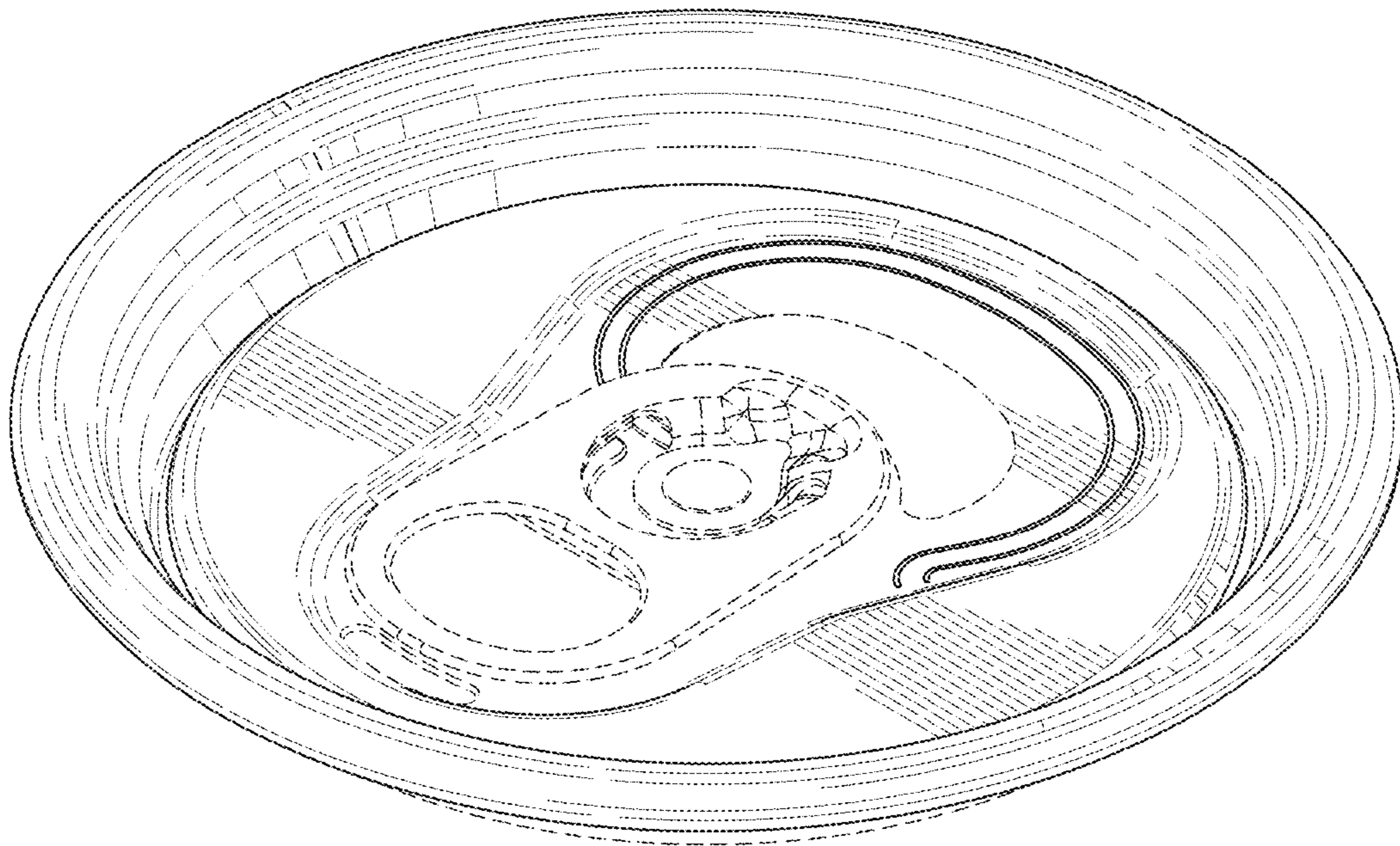


FIG. 3

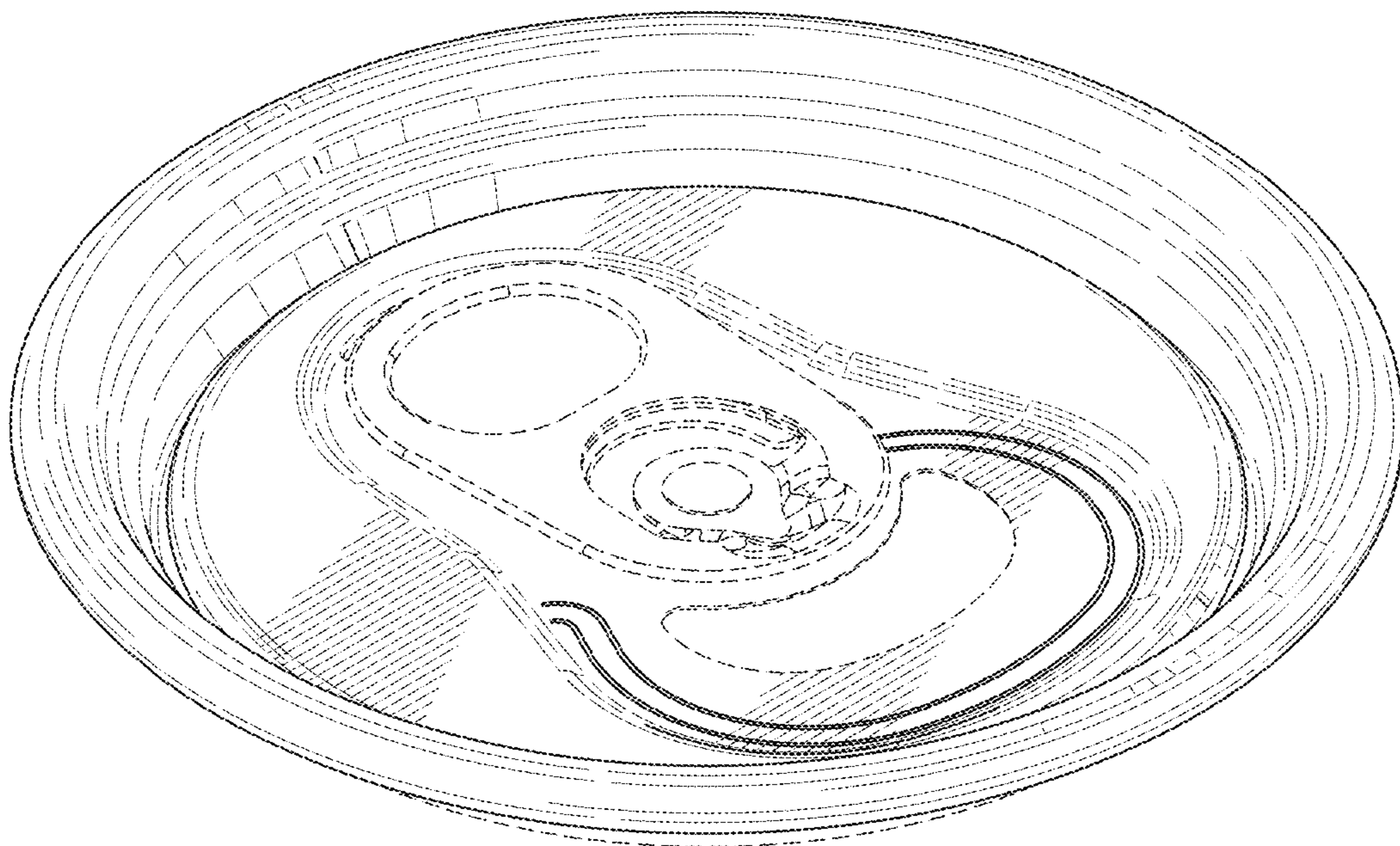


FIG. 4

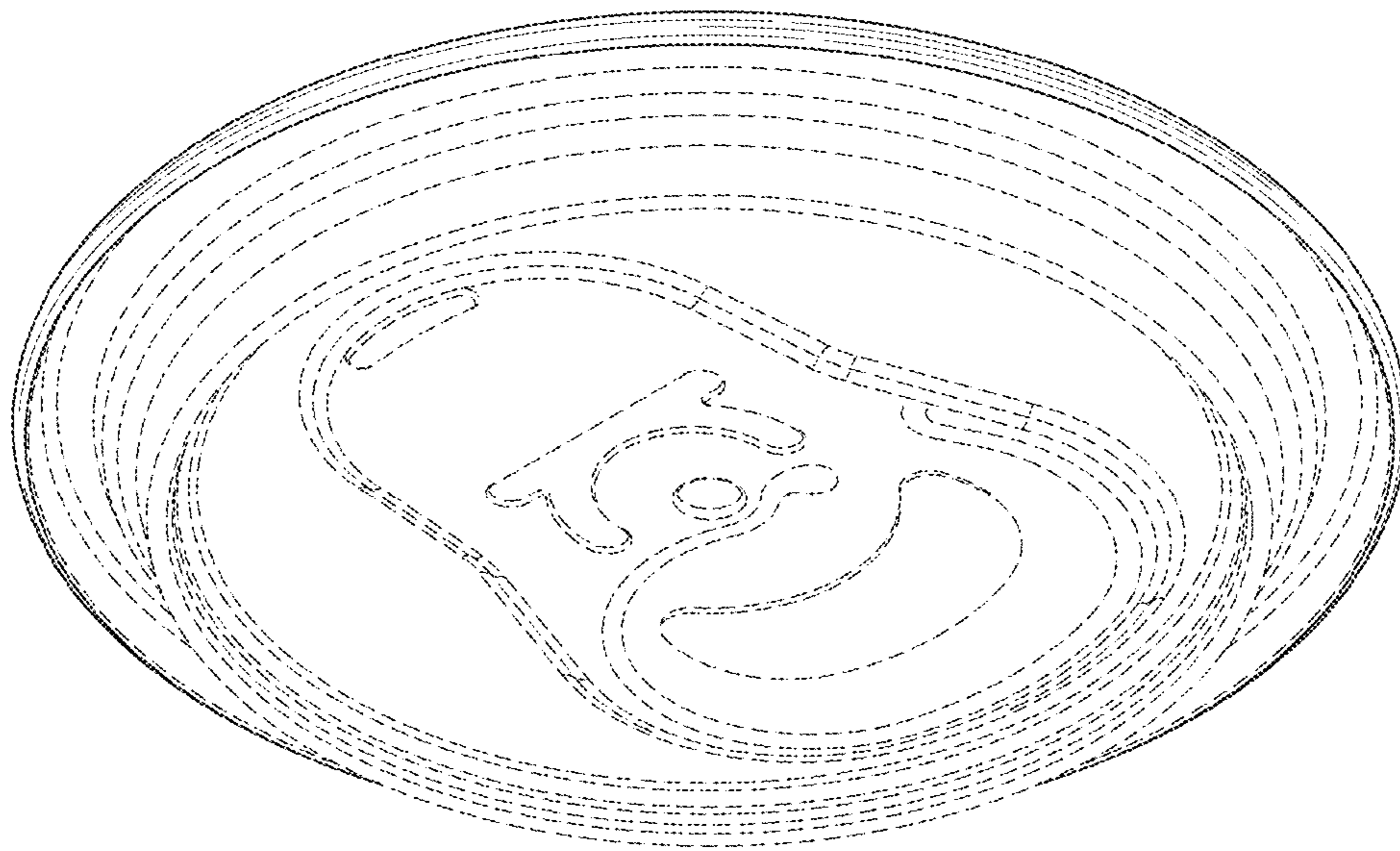


FIG. 5

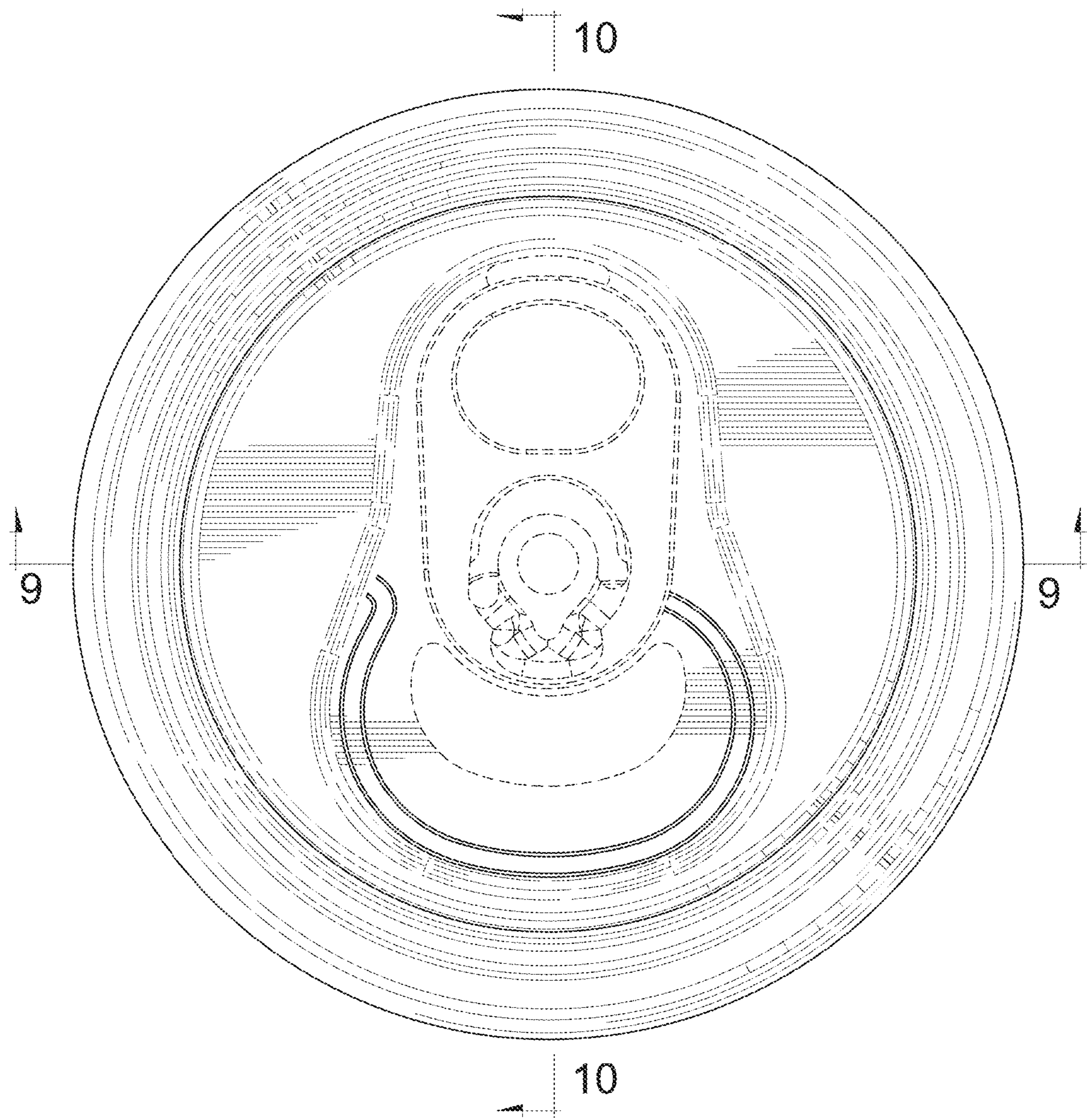


FIG. 6




FIG. 7

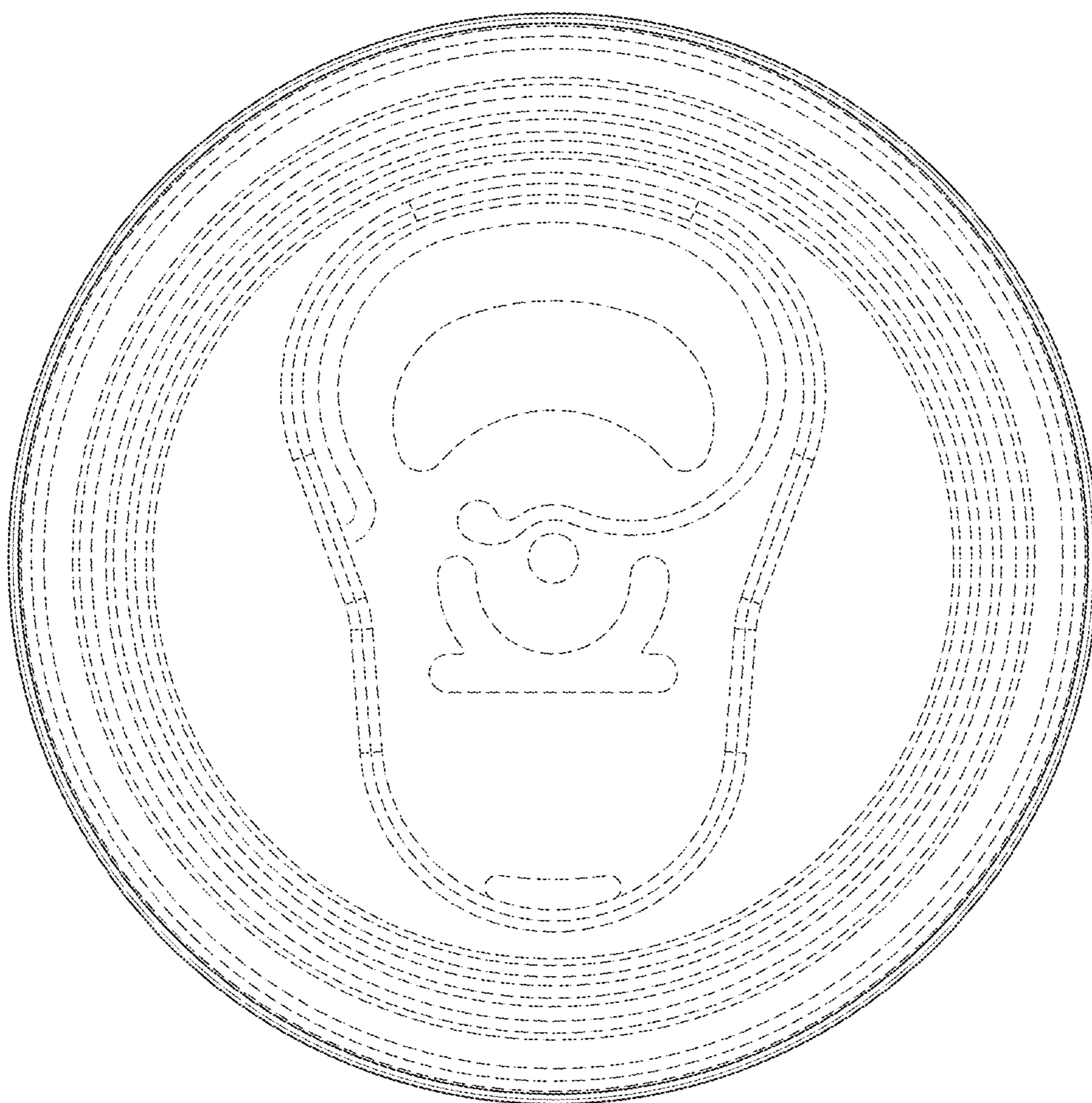
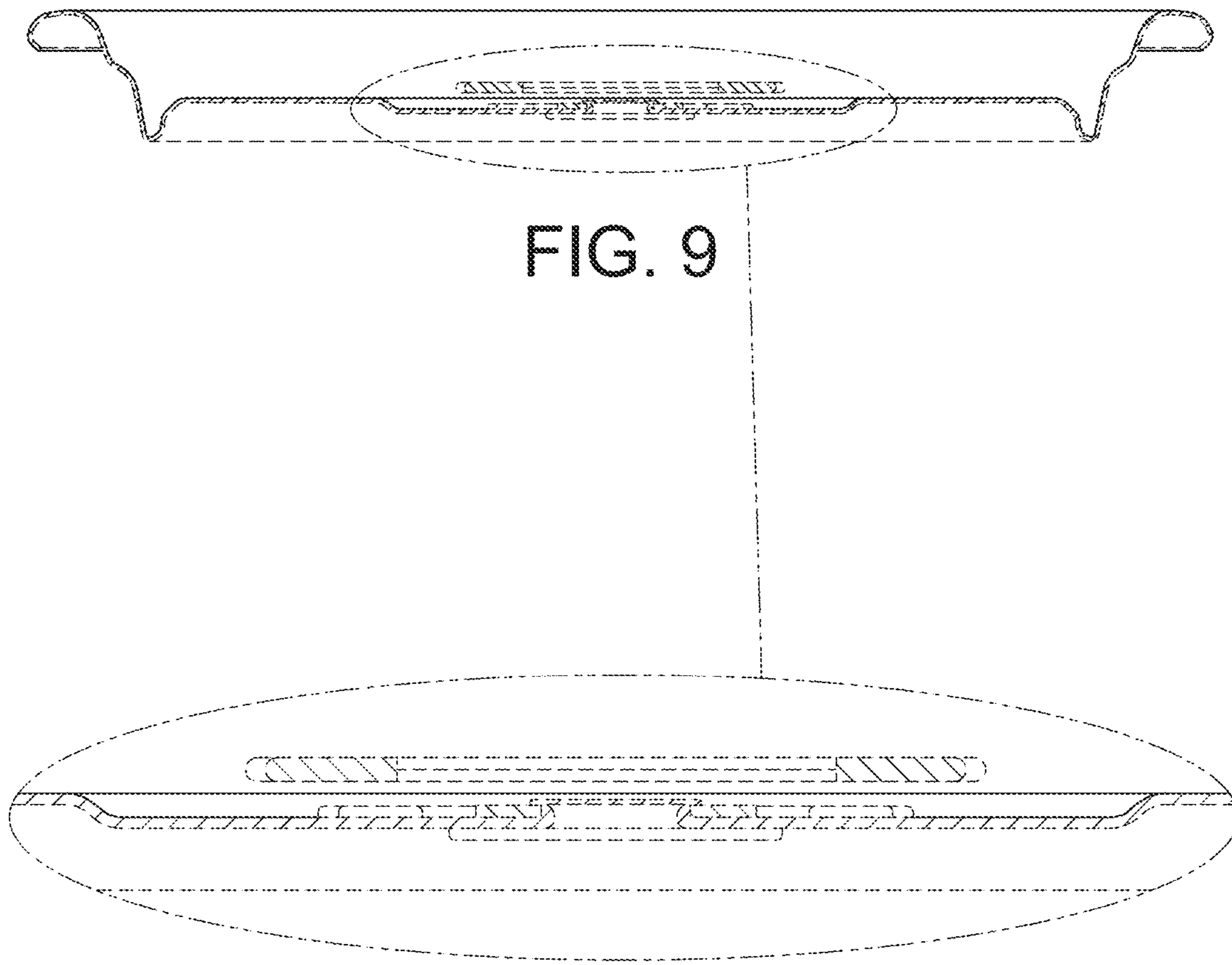


FIG. 8



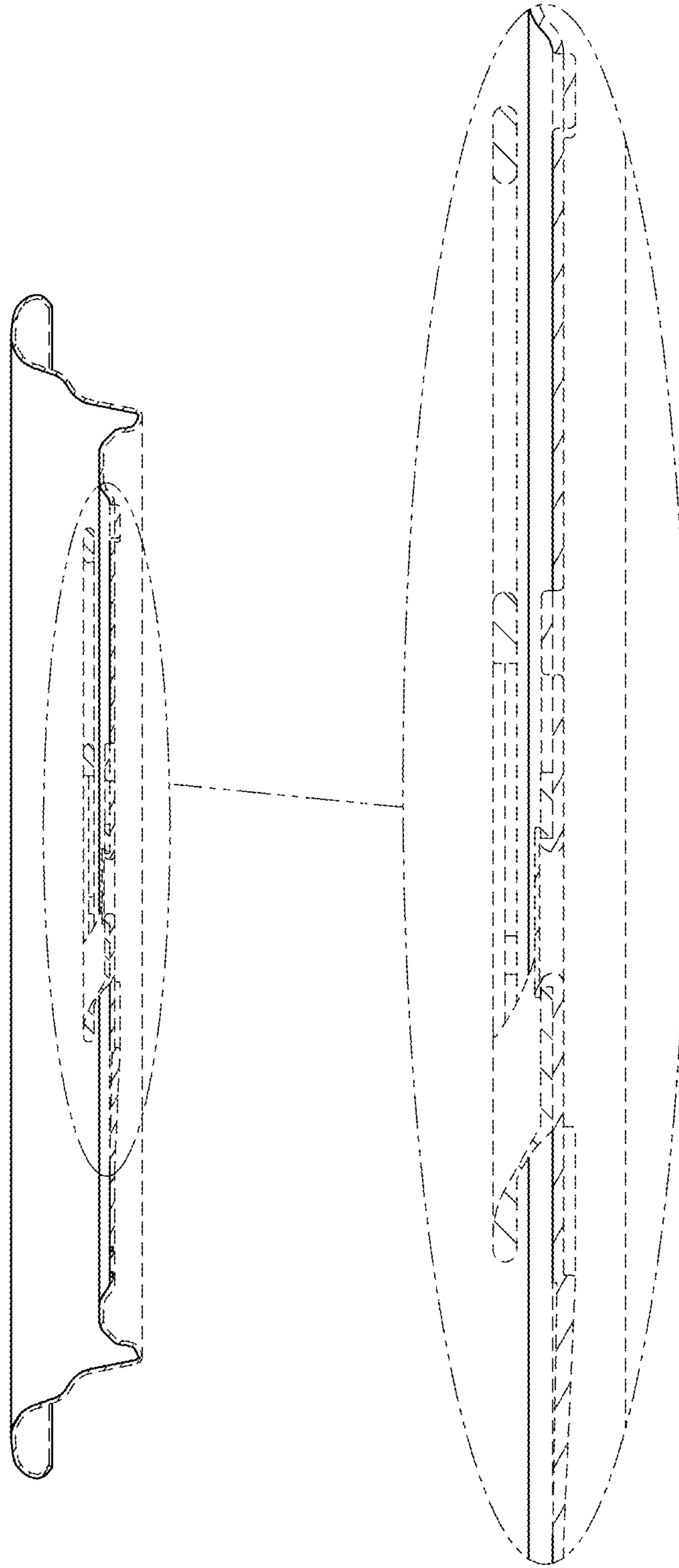


FIG. 10